



# BSE Main Market

## Summary

December 2015



### CAPITALISATION OF BSE MAIN MARKET

Market Segment	As at 31 December 2015		
	Capitalisation (EUR)	Change Nov 15 %	Change Dec 14 %
Premium Equities Segment	634 029 440	6.29%	-26.31%
Standard Equities Segment	2 834 419 743	5.92%	2.55%
Special Purpose Vehicles Segment	275 043 241	0.50%	-4.78%
<b>Total Capitalisation</b>	<b>3 743 492 424</b>	<b>5.57%</b>	<b>-4.34%</b>

### BSE INDICES

#### SOFIX

Value	460.9
Monthly change	5.82%
Annual change	-10.40%
P/E	11.54
P/B	0.98

#### BGREIT

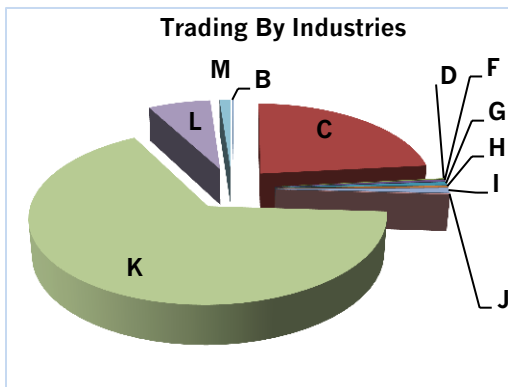
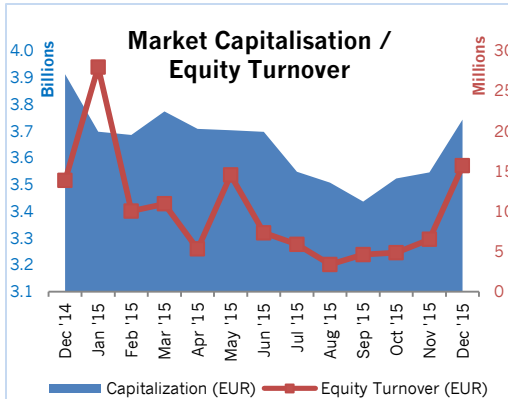
Value	97.03
Monthly change	2.22%
Annual change	-0.32%
P/E	45.24
P/B	1.18

#### BGTR30

Value	383.82
Monthly change	5.58%
Annual change	-4.81%
P/E	57.75
P/B	1.45

#### BGBX40

Value	92.82
Monthly change	5.51%
Annual change	-10.15%
P/E	14.14
P/B	1.01



### MONTHLY TRADING BY BSE MAIN MARKET SEGMENTS

Market Segment	December 2015		Change Nov 15	Change Dec 14
	Trades	Turnover (EUR)	Turnover %	Turnover %
Premium Equities Segment	1 030	655 988	-34.90%	-71.71%
Standard Equities Segment	2 628	13 830 048	214.10%	37.53%
Special Purpose Vehicles Segment	547	1 199 156	9.29%	-20.29%
Bonds Segment	73	9 810 263	375.85%	960.41%
Compensatory Instruments Segment	159	438 118	26.95%	227.45%
Exchange Traded Products Segment	-	-	n.a.	n.a.
Subscription Rights Segment	-	-	n.a.	n.a.
<b>TOTAL:</b>	<b>4 437</b>	<b>25 933 573</b>	<b>190.90%</b>	<b>73.56%</b>

### TRADING BY INDUSTRIES

(ACCORDING TO NACE.BG\* – 2008)

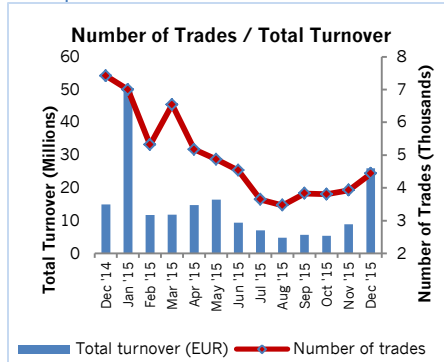
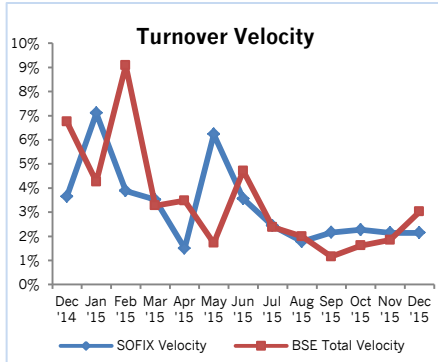
	Turnover (EUR)	Market Cap. (EUR)	Turnover Velocity
B Mining and quarrying	18 779	52 361 411	0.036%
C Manufacturing	3 643 641	1 308 184 003	0.279%
D Electricity, gas, steam and air conditioning supply	27 933	142 893 586	0.020%
F Construction	59 300	71 359 925	0.083%
G Wholesale and retail trade; repair of motor vehicles and motorcycles	99 791	201 169 237	0.050%
H Transportation and storage	42 255	123 288 509	0.034%
I Accommodation and food service activities	154 630	113 928 197	0.136%
J Information and communication	24 562	9 194 913	0.267%
K Financial and insurance activities	10 381 607	1 324 692 767	0.784%
L Real estate activities	1 047 603	295 226 590	0.355%
M Professional, scientific and technical activities	185 094	101 193 287	0.183%

\* Values as at 31 December 2015  
\*\* P (prices) are weighted-average  
\*\*\* Financial reports data (ttm)

\* National Classification of Economic Activities



## Market Summary



## BSE-SOFIA INDICES

	Market Cap (EUR)	% of total Market Cap	Total turnover (EUR)	% of total turnover	All Trades	% of all trades
<b>SOFIX</b>	1 254 937 846	33.52%	2 238 739	14.27%	1 776	42.24%
<b>BGREIT</b>	167 969 090	4.49%	1 126 373	7.18%	320	7.61%
<b>BGTR30</b>	1 830 910 373	48.91%	9 799 573	62.48%	2 367	56.29%
<b>BGBX40</b>	2 285 049 648	61.04%	3 671 439	23.41%	3 151	74.93%

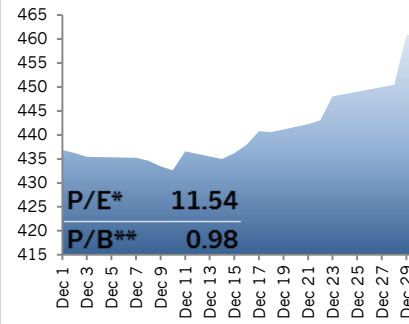
## Liquidity Ranking

BSE Code	Issuer	Trades	Volume (lots)	Turnover (EUR)
6C4	Chimimport AD-Sofia	505	339 461	239 824
6C4P	Chimimport AD-Sofia	252	351 146	282 060
3JR	Sopharma AD-Sofia	185	66 417	89 316
6A6	Advance Terrafund REIT-Sofia	171	161 880	166 242
5IC	Insurance Company Euro Ins-Sofia	156	911 884	463 818

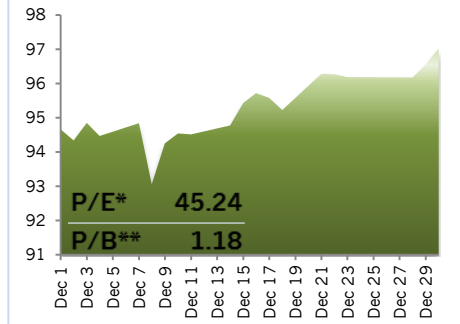
## Members

Trades	Turnover ('000 EUR)
Inv. Intermediary "Karoll" 2 548	Inv. Intermediary "Euro - Finance" 14 673.63
Inv. Intermediary "First Financial Brokerage House" 1 335	Inv. Intermediary "Capman" 6 402.23
Inv. Intermediary "BenchMark Finance" 714	CB "Central Cooperative Bank" 5 418.12
Inv. Intermediary "Elana Trading" 694	Inv. Intermediary "Real Finance" 4 479.03
Inv. Intermediary "Euro - Finance" 415	Inv. Intermediary "Elana Trading" 3 778.32

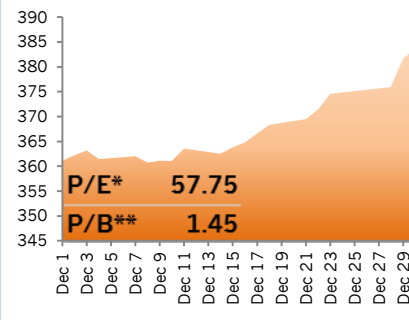
### SOFIX December 2015



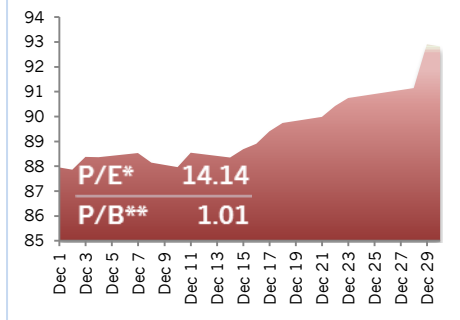
### BG REIT December 2015



### BG TR30 December 2015



### BGBX 40 December 2015



\* P (prices) are weighted-average

\*\* Financial reports data (ttm)



# Market Summary

## PREMIUM MARKET



Trading on regulated market in December

BSE Code	Company	Industry	Last Price (EUR)	Change	Issue Size (Shares)	Market Capitalisation (EUR)	Trades (#)	Volume (lots)	Value (EUR)
3JR	Sopharma AD-Sofia	Pharmaceuticals	1.401	9.60%	134 797 899	188 843 736	185	66 417	89 316
4CF	CB Central Cooperative Bank AD-Sofia	Banking	0.517	-2.88%	113 154 291	58 491 274	83	53 136	27 711
5F4	CB First Investment Bank AD-Sofia	Banking	1.105	5.41%	110 000 000	121 539 193	128	85 712	95 250
5MB	Monbat AD-Sofia	Batteries Manufacturer	4.089	10.32%	39 000 000	159 483 186	129	52 818	203 887
6C4	Chimimport AD-Sofia	Holding Company	0.700	1.48%	150 858 809	105 672 051	505	339 461	239 824
<b>TOTAL:</b>						<b>634 029 440</b>	<b>1 030</b>	<b>597 544</b>	<b>655 988</b>

