



BSE Main Market Summary

August 2017



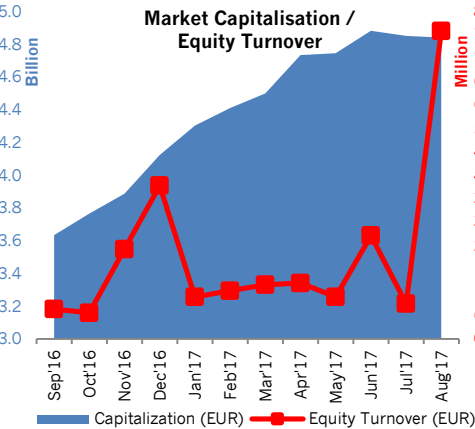
CAPITALISATION OF BSE MAIN MARKET			
As at August 31, 2017		Change	Change
Market Segment	Capitalization (EUR)	Jul 17 %	Aug 16 %
Premium Equities Segment	1 179 581 055	-1.26%	77.36%
Standard Equities Segment	3 330 918 781	-0.36%	33.71%
Special Purpose Vehicles Segment	330 969 538	5.25%	15.57%
Total Capitalisation	4 841 469 374	-0.22%	40.64%

BSE INDICES *	
SOFIX	
Value *	705.44
Monthly change	-1.37%
Annual change	51.82%
P/E **	14.12
P/B **	1.41

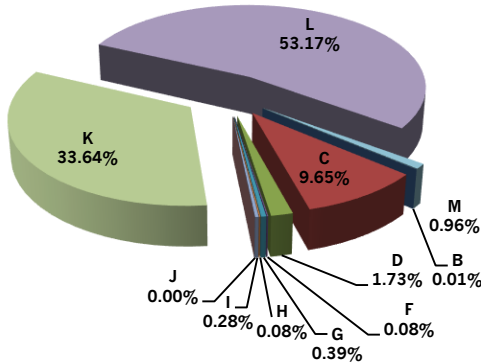
BGREIT	
Value *	115.33
Monthly change	0.28%
Annual change	12.54%
P/E **	8.38
P/B **	1.28

BGTR30	
Value *	556.06
Monthly change	1.34%
Annual change	44.46%
P/E **	55.96
P/B **	1.74

BGBX40	
Value *	134.85
Monthly change	-0.49%
Annual change	49.85%
P/E **	16.52
P/B **	1.43



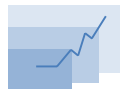
Trading By Industries



Market Segment	August 2017		Change	Change
	Trades	Turnover (EUR)	Jul 17 Turnover %	Aug 16 Turnover %
Premium Equities Segment	3 181	3 714 302	43.65%	-59.68%
Standard Equities Segment	4 475	67 661 211	1 041.90%	1 012.88%
Special Purpose Vehicles Segment	852	7 662 922	1 252.83%	734.71%
Bonds Segment	10	444 300	-70.19%	-50.50%
Compensatory Instruments Segment	246	440 541	41.55%	444.78%
Exchange Traded Products Segment	151	141 613	371.08%	N/A
Subscription Rights Segment	6	545	-63.19%	-77.85%
TOTAL:	8 921	80 065 434	633.81%	365.78%

TRADING BY INDUSTRIES ACCORDING TO		Turnover	Market Cap.	Turnover
NATIONAL CLASSIFICATION OF ECONOMIC ACTIVITIES		(EUR)	(EUR)	Velocity
B	Mining and quarrying	11 152	222 234 359	0.005%
C	Manufacturing	7 629 911	153 307 796	4.977%
D	Electricity, gas, steam and air conditioning supply	1 367 181	340 898 722	0.401%
F	Construction	66 302	1 799 079 919	0.004%
G	Wholesale and retail trade; repair of motor vehicles and motorcycles	310 427	293 704 463	0.106%
H	Transportation and storage	63 894	1 655 059 422	0.004%
I	Accommodation and food service activities	220 437	20 376 528	1.082%
J	Information and communication	128	42 076 692	0.000%
K	Financial and insurance activities	26 586 106	121 036 548	21.965%
L	Real estate activities	42 021 033	131 545 827	31.944%
M	Professional, scientific and technical activities	761 865	62 149 098	1.226%

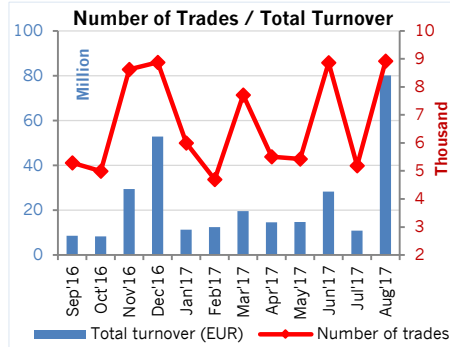
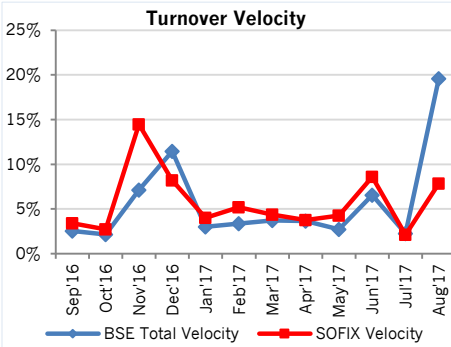
* Values as at August 31, 2017,
** P (prices) are weighted-average,
Earnings and Book value are Financial
reports data (tm)



Market Summary

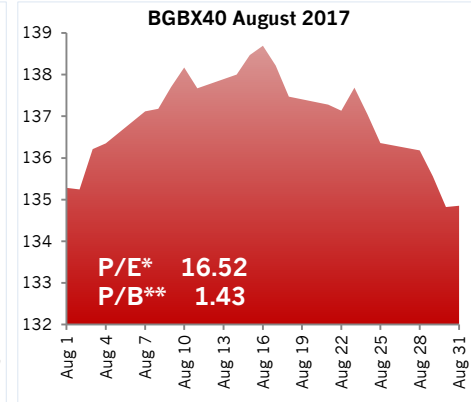
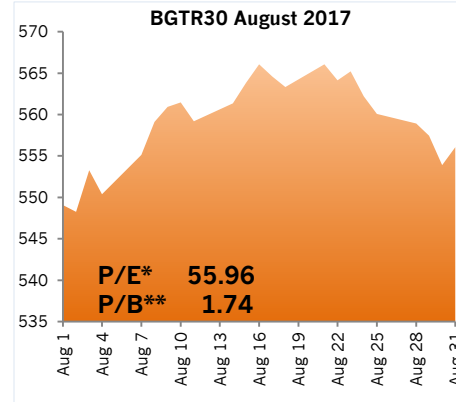
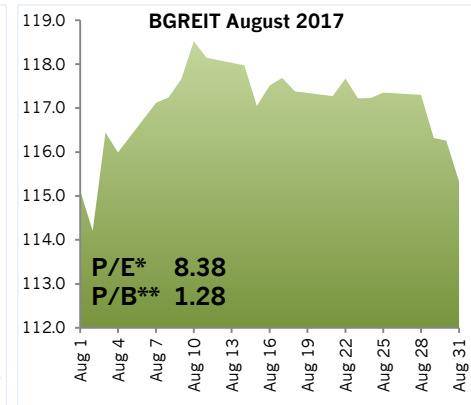
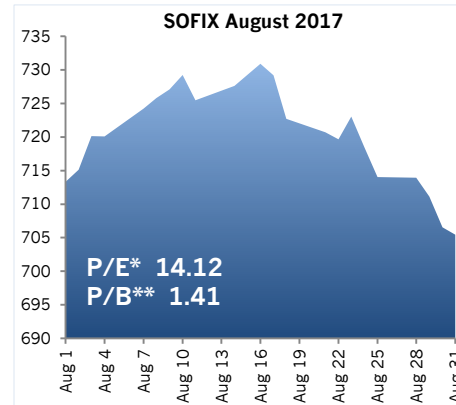
BSE-SOFIA INDICES

	Market Cap (EUR)	% of total Market Cap	Total turnover (EUR)	% of total turnover	All Trades	% of all trades
SOFIX	2 128 850 796	43.97%	13 874 479	17.55%	4 688	55.10%
BGREIT	207 353 973	4.28%	10 464 198	13.24%	783	9.20%
BGTR30	2 889 489 095	59.68%	37 312 277	47.21%	6 692	78.66%
BGBX40	3 443 657 524	71.13%	16 333 029	20.66%	7 593	89.25%



Liquidity Ranking				
BSE Code	Issuer	Trades	Volume (lots)	Turnover (EUR)
6C4	Chimimport AD	1 448	1 314 783	1 246 245
3JR	Sopharma AD	809	338 532	837 586
SKK	Sirma Group Holding JSC	529	1 199 915	710 956
5DOV	Doverie United Holding PLC	460	160 490	204 792
6A6	Advance Terrafund REIT	456	959 338	1 130 095

BSE-Sofia Members		
Trades	Turnover ('000 EUR)	
Karoll	5 646	Real Finance 56 985
Elana Trading	2 692	ABV Investments 22 469
BenchMark Finance	2 255	Capman 20 125
First Financial Brokerage House	1 645	Euro - Finance 13 766
UG Market	755	De Novo 10 015



* P (prices) are weighted-average

** Financial reports data (ttm)



Market Summary

PREMIUM MARKET



Trading on regulated market in August

BSE Code	Company	Industry	Last Price (EUR)	Change	Issue Size (Shares)	Market Capitalisation (EUR)	Trades (#)	Volume (lots)	Value (EUR)
3JR	Sopharma AD	Pharmaceuticals	2.363	-5.69%	134 797 899	318 484 271	809	338 532	837 586
4CF	CB Central Cooperative Bank AD	Banking	0.959	9.33%	113 154 291	108 477 882	451	792 007	728 616
5F4	CB First Investment Bank AD	Banking	2.720	-6.50%	110 000 000	299 208 009	260	97 246	274 801
5MB	Monbat AD	Batteries Manufacturer	5.716	-2.40%	39 000 000	222 933 486	213	108 731	627 055
6C4	Chimimport AD	Holding Company	0.962	10.13%	239 646 267	230 477 408	1 448	1 314 783	1 246 245
TOTAL:						1 179 581 055	3 181	2 651 299	3 714 302

