

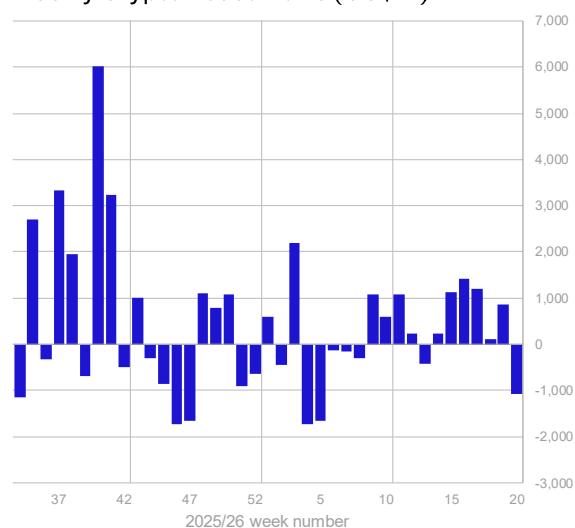
CoinShares Digital Asset Fund Flows Weekly

18th May 2026

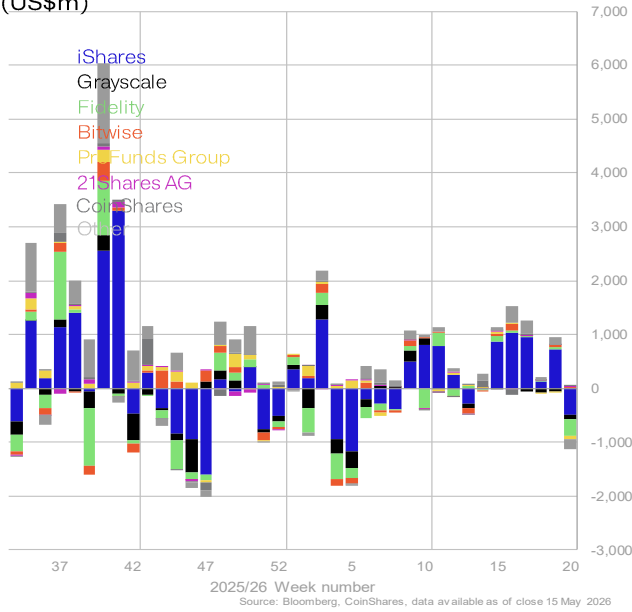
Outflows of US\$1.07bn End Six-Week Positive Streak on Iran-Related Risk-Off

- Digital asset investment products saw US\$1.07bn of outflows, the first negative week in seven and the third-largest weekly outflow of 2026.
- Total AuM fell to US\$157bn from US\$159bn the prior week, though 11 individual assets still recorded meaningful inflows above US\$1m, suggesting CLARITY Act progress helped cushion the broader risk-off tone.
- Bitcoin saw US\$982m of outflows and Ethereum US\$249m, while XRP and Solana continued to attract inflows of US\$67.6m and US\$55.1m respectively.

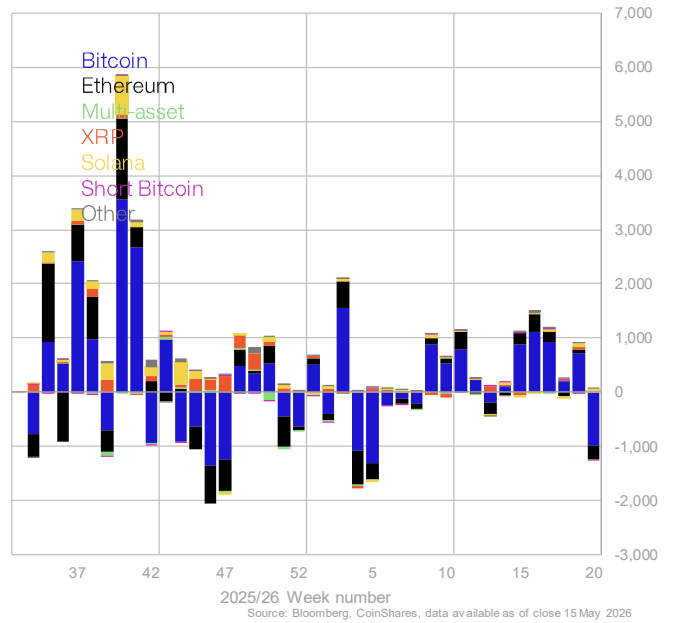
Weekly Crypto Asset Flows (US\$m) CoinShares



Weekly Crypto Asset Flows by Institution (US\$m) CoinShares



Weekly Crypto Asset Flows by Asset (US\$m) CoinShares



Flows by Exchange Country (US\$m)

CoinShares	Week flows	MTD flows	YTD flows	AUM
Australia	4.4	4.5	37	545
Brazil	1.0	0.9	62	1,325
Canada	12.6	22.3	259	5,933
Cayman	-	-	11	848
France	1.2	2.3	4	98
Germany	22.0	77.8	670	6,897
Hong Kong	-2.0	-0.7	33	733
Italy	0.0	0.0	2.2	15
Luxembourg	-	-	-0.5	100
Netherlands	7.5	12.5	20.5	147
New Zealand	0.1	0.3	4.4	25
Sweden	-4.0	-6.2	-162.6	2,532
Switzerland	22.8	43.3	346.1	5,219
United States	-1,140.3	363.8	3,573.0	131,147
Other	0.3	0.4	16.1	1,303
Total	-1,074	521	4,876	156,868

Blockchain Equity ETPs (US\$m)

CoinShares	Week flows	MTD flows	YTD flows	AUM
Invesco Coinshares Global Blc	-14.1	-4.9	113.1	1,660
Amplify Transformational Data	56.7	85.5	117.1	1,320
Vaneck Crypto And Blockchai	-38.8	-46.2	17.3	708
Vaneck Digital Transformation	9.4	29.3	128.2	524
Bitwise Crypto Industry Innova	-49.6	-22.1	-3.1	462
Ishares Blockchain Tech Usda	-15.5	-8.2	79.5	380
Valkyrie Bitcoin Miners Etf	-8.9	35.5	50.4	368
Global X Blockchain Etf	-67.1	-2.8	-22.0	356
Schwab Crypto Thematic Etf	-	3.7	16.2	303
Fidelity Crypto Industry And D	-4.6	-4.6	-10.9	279
First Trust Indx Innovative T	-	-	-2.3	131
Han-Gins Tech Megatrend Eq	-	-	-15.4	106
Spdr Galaxy Hdae Etf	-0.2	-0.3	0.0	96
Ishares Blockchain And Tech I	-	-	-4.0	93
Goldman Sachs Finance Reir	-	-	-	52
Fidelity Metaverse Etf	-	-1.9	-5.2	45
Horizons Big Data & Hardware	-	-	-1.0	39
Siren Nasdaq Nexgen Econorr	-	-	-4.2	35
Global X Block & Bit Strat	0.1	0.1	-0.7	32
Blockchain Technologies Etf	-0.4	-0.4	-0.3	26
Samsung Blockchain Tech Etf	-	-	-0.3	23
Spdr Galaxy Di Asset Eco Etf	-0.1	-0.1	-0.7	19
Melanion Btc Equities Univers	-	-	1.0	13
Capital Link Global Fintech Le	-	-	-	12
Grayscale Future Of Finance E	-	-	-	10
Spdr Galaxy Transform Ta Etf	1.8	1.8	5.1	10
Invesco Alerian Galaxy Crypto	-1.0	-1.0	-0.9	8
Grayscale Future Of Finance L	-	-	-	7
Etc Group Digital Assets And E	-	-	-	6
Defiance Digital Revolution Et	-	-	-	5
Invesco Alerian Galaxy Blockcl	-	-	-1.3	4
Gbl X Fintech & Bchain Etf	-	-	-0.3	3
Viridi Bitcoin Miners Etf	-	-	-	3
Total	-143.9	26.2	339.9	7,140

Ranked Flows detail (US\$m)

CoinShares	Week flows	MTD flows	YTD flows	AUM
XRP	67.6	107.4	258.6	2,677
Solana	55.1	102.7	339.1	2,524
Ton	7.7	7.6	8.0	25
Sui	4.7	5.7	55.0	168
Ondo	4.1	5.7	7.3	13
Chainlink	3.9	5.3	60.1	171
Doge	3.2	6.4	21.4	56
Multi-asset	3.1	-2.3	-115.5	5,710
Pyth	-0.0	0.0	-0.2	2
Jupiter	-0.0	0.0	0.5	1
Arbitrum	-0.0	-0.0	-0.1	4
Internet Computer Protocol	-0.0	0.1	0.3	3
Near	-0.1	-0.1	1.4	42
Short Bitcoin	-0.5	-14.8	75.4	203
Ethereum	-249.3	-172.8	136.7	17,690
Bitcoin	-981.5	-275.5	3,935.9	126,614

Source: Bloomberg, CoinShares, data available as at 17 May 2026

DISCLOSURES

The information contained in this document is for general information only. Nothing in this document should be interpreted as constituting an offer of (or any solicitation in connection with) any investment products or services by any member of the CoinShares Group where it may be illegal to do so. Access to any investment products or services of the CoinShares Group is in all cases subject to the applicable laws and regulations relating thereto.

Although produced with reasonable care and skill, no representation should be taken as having been given that this document is an exhaustive analysis of all of the considerations which its subject-matter may give rise to. This document fairly represents the opinions and sentiments of CoinShares, as at the date of its issuance but it should be noted that such opinions and sentiments may be revised from time to time, for example in light of experience and further developments, and this document may not necessarily be updated to reflect the same.

The information presented in this document has been developed internally and / or obtained from sources believed to be reliable; however, CoinShares does not guarantee the accuracy, adequacy or completeness of such information. Predictions, opinions and other information contained in this document are subject to change continually and without notice of any kind and may no longer be true after the date indicated. Third party data providers make no warranties or representation of any kind in relation to the use of any of their data in this document. CoinShares does not accept any liability whatsoever for any direct, indirect or consequential loss arising from any use of this document or its contents.

Any forward-looking statements speak only as of the date they are made, and CoinShares assumes no duty to, and does not undertake, to update forward-looking statements. Forward-looking statements are subject to numerous assumptions, risks and uncertainties, which change over time. Nothing within this document constitutes (or should be construed as being) investment, legal, tax or other advice. This document should not be used as the basis for any investment decision(s) which a reader thereof may be considering. Any potential investor in digital assets, even if experienced and affluent, is strongly recommended to seek independent financial advice upon the merits of the same in the context of their own unique circumstances.

This document is directed at, and only made available to, professional clients and eligible counterparties. For UK investors: CoinShares Capital Markets (UK) Limited is an appointed representative of Strata Global Limited which is authorised and regulated by the Financial Conduct Authority (FRN 563834). The address of CoinShares Capital Markets (UK) Limited is 1st Floor, 3 Lombard Street, London, EC3V 9AQ. For EU investors: CoinShares Asset Management SASU is authorised by the Autorité des marchés financiers (AMF) as an alternative investment fund manager (AIFM) under n°GP19000015. Its office is located at 17 rue de la Banque, 75002 Paris, France.

Copyright © 2026 CoinShares All Rights Reserved