

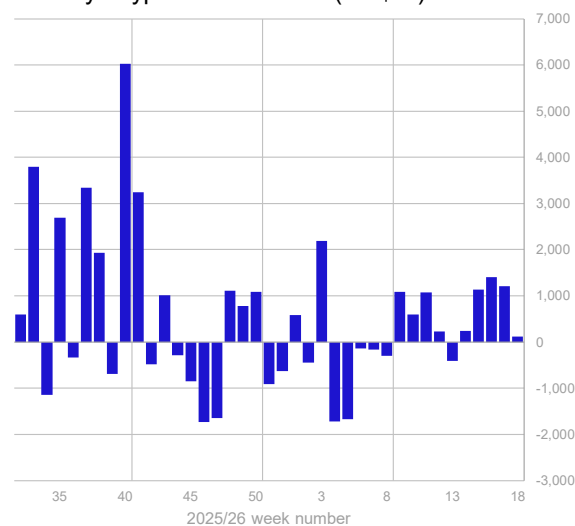
CoinShares Digital Asset Fund Flows Weekly

5th May 2026

Modest US\$117.8m Inflows Mask a Late-Week Sentiment Reversal

- Digital asset investment products saw US\$117.8m of inflows, the fifth consecutive positive week, although the weekly total masks four days of outflows reversed by a single strong session on Friday.
- Total AuM stood at US\$155bn, broadly unchanged, while asset participation narrowed with only four assets in inflows versus nine the prior week.
- Bitcoin led with US\$192.1m, while Ethereum saw US\$81.6m of outflows, breaking a three-week streak above US\$190m.

Weekly Crypto Asset Flows (US\$m) CoinShares



Source: Bloomberg, CoinShares, data available as of close 01 May 2026

Flows by Provider (US\$m)					
CoinShares	Week flows	M TD flows	YTD flows	AUM	2025 flows
Bshares	131	338	3,847	73,141	35,056
Grayscale	-72	6	-573	21,057	-2,851
Fidelity	9	269	-1,091	17,607	2,151
Bitwise	3	28	309	6,561	1,105
PimFunds Group	-21	-9	518	3,746	372
ARK 21Shares	51	90	-29	3,185	3,050
21Shares AG	8	-	81	2,956	-545
CoinShares	5	-0	146	2,941	2,778
Other	3	14	1,883	24,318	6,037
Total	118	737	5,093	155,512	47,153

Flows by Asset (US\$m)					
CoinShares	Week flows	M TD flows	YTD flows	AUM	2025 flows
Bitcoin	192.1	633	4,214	125,667	26,984
Ethereum	-81.6	99.7	309	18,526	12,698
Multhasset	3.6	-	-115	5,253	-214
XRP	3.0	-0.7	151	2,485	3,697
Solana	-11.1	3.5	236	2,261	3,562
ShortBitcoin	6.0	1.8	90	220	1
Chainlink	-	-	54	150	17
Litecoin	-0.1	-0.1	2	141	152
Sui	-0.4	-	49	134	22
Stellar	-0.0	-	0	69	107
Other	6.4	-	100	607	126
Total	118	737	5,093	155,512	47,153

Source: Bloomberg, CoinShares, data available as at 01 May 2026

* Independently attested by The Network Firm

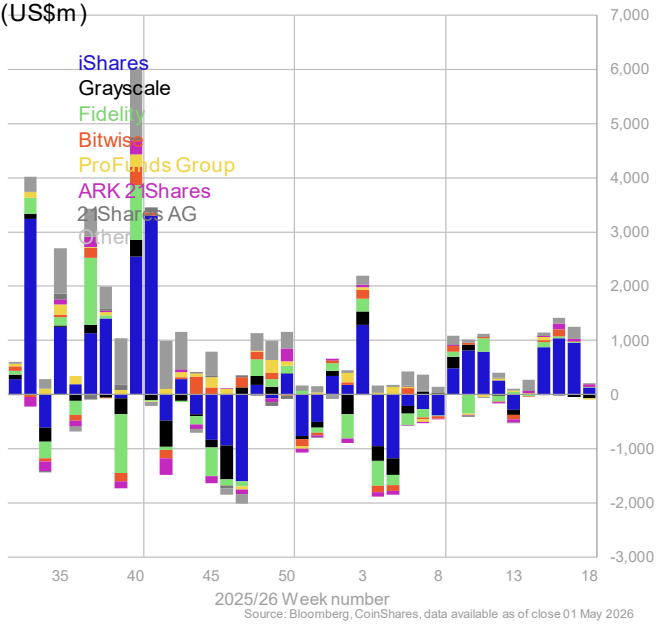
Digital asset investment products saw inflows of US\$117.8m, a fifth consecutive positive week although the smallest of the run. The weekly total understates a notable shift within the week itself: products saw four consecutive days of outflows totalling US\$619m from Monday to Thursday, before a single-session inflow of US\$737m on Friday flipped the week to positive. The Friday figure ranks among the largest single-day inflows of 2026, likely reflecting a sharp improvement in risk appetite. Total AuM stood at US\$155bn, broadly unchanged.

Regionally, the US recorded just US\$47.5m of inflows, a sharp deceleration from US\$1.1bn the prior week and consistent with the mid-week risk-off tone. Germany was the standout with US\$43.8m of inflows, while Canada saw US\$16.0m, suggesting European appetite held up better during the soft patch.

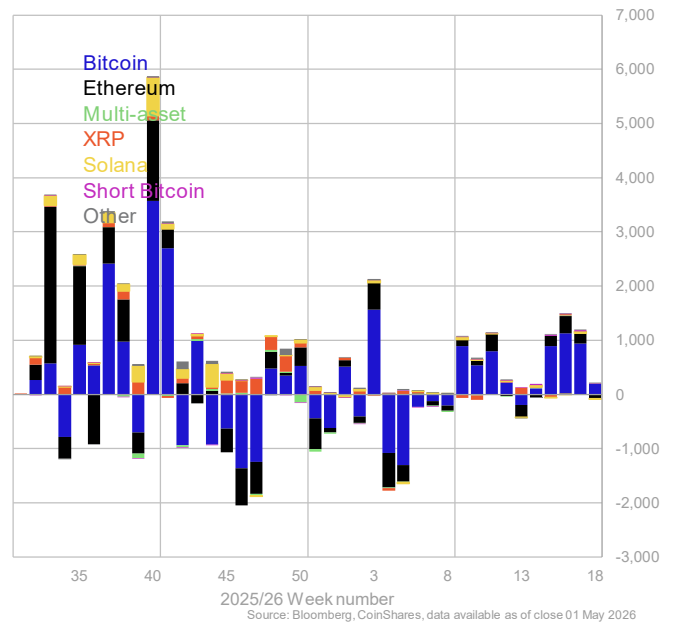
Bitcoin saw US\$192.1m of inflows, bringing year-to-date flows to US\$4.2bn. The figure is well below the prior three weeks' average of nearly US\$1bn. Short-bitcoin products saw US\$6.0m of inflows.

Ethereum saw US\$81.6m of outflows, breaking a three-week streak above US\$190m. The narrowing in participation from nine assets to four this week is the clearest signal that sentiment softened through the working week before recovering on Friday.

Weekly Crypto Asset Flows by Institution (US\$m) CoinShares



Weekly Crypto Asset Flows by Asset (US\$m) CoinShares



Flows by Exchange Country (US\$m)

CoinShares	Week	M TD	YTD flows	AUM
	flows	flows		
Australia	4.0	0.2	32	525
Brazil	0.8	-	63	1,229
Canada	16.0	5.7	243	5,890
Cayman	-0.1	-	11	466
France	1.1	-	2	81
Germany	43.8	5.2	597	6,736
Hong Kong	0.7	-	34	696
Italy	-0.1	-	2.1	14
Luxembourg	-	-	-0.5	100
Netherlands	0.8	-	8.1	117
New Zealand	0.0	0.1	4.2	24
Sweden	-1.9	-	-156.4	2,505
Switzerland	5.2	-1.5	301.3	5,043
United States	47.5	727.5	3,935.6	130,763
Other	-0.0	-	15.5	1,322
Total	118	737	5,093	155,512

Blockchain Equity ETFs (US\$m)

CoinShares	Week	M TD	YTD flows	AuM
	flows	Flows		
Invesco CoinShares Global Blockchain	-8.5	-	118.0	1,556
Amplify Transformational Data	9.0	9.0	40.7	1,189
Vaneck Crypto and Blockchain	13.0	-	63.6	683
Vaneck Digital Transformation	-23.8	-	98.9	448
Bitwise Crypto Industry Innovation	-	-	19.0	442
iShares Blockchain Tech USA	6.3	-	87.6	349
GlobalX Blockchain Etf	-	-	-19.2	316
Valkyrie Bitcoin Miners Etf	-5.9	-	14.9	281
Schwab Crypto Thematic Etf	-	-	12.5	278
Fidelity Crypto Industry and D	-	-	-6.3	264
First Trust Index Innovative T	-	-	-2.3	129
Han-Gins Tech Megatrend Eq.	-	-	-15.4	100
iShares Blockchain and Tech I	-	-	-4.0	84
Spdr Galaxy Hdae Etf	0.2	-	0.3	83
Goldman Sachs Finance Rein	-	-	-	52
Fidelity Metaverse Etf	-	-	-3.3	46
Horizons Big Data & Hardware	1.1	-	-1.0	35
Siren Nasdaq Nexgen Econom	-2.4	-	-4.2	33
GlobalX Block & BitStat	-0.6	-	-0.8	29
Blockchain Technologies Etf	-0.3	-	0.1	22
Samsung Blockchain Tech Etf	-	-	-0.3	21
Spdr Galaxy Digital Asset Eco Etf	0.1	-	-0.6	16
Capital Link Global Fintech Le	-	-	-	12
Grayscale Future Off Finance E	-	-	-	10
Merlion Btc Equities Univers	-	-	1.0	10
Invesco Alerian Galaxy Crypto	-	-	0.1	9
Grayscale Future Off Finance U	-	-	-	7
Spdr Galaxy Transform Ta Etf	0.5	-	3.3	7
Etc Group Digital Assets And E	-	-	-	6
Defiance Digital Revolution Et	-	-	-	5
Invesco Alerian Galaxy Blockcl	-	-	-1.3	4
GlobalX Fintech & Blockchain Etf	-0.7	-	-0.3	3
Virtii Bitcoin Miners Etf	-	-	-	3
Total	-35.1	9.0	322.7	6,534

Ranked Flows detail (US\$m)

CoinShares	Week	M TD	YTD flows	AUM
	flows	flows		
Bitcoin	192.1	0.0	4,213.8	125,667
Short Bitcoin	6.0	0.0	90.3	220
Avalanche	3.9	0.0	16.0	37
Multi-asset	3.6	0.0	-114.6	5,253
XRP	3.0	0.0	151.2	2,485
Hyperliquid	0.6	0.0	27.4	45
Ondo	0.5	0.0	1.6	6
Doge	0.4	0.0	15.0	48
Injective	-0.0	0.0	0.2	1
Hedera	-0.0	0.0	14.2	55
Render	-0.0	0.0	1.6	3
Tron	-0.1	0.0	-16.1	31
Litecoin	-0.1	0.0	2.4	141
Sui	-0.4	0.0	49.3	134
Solana	-11.1	0.0	236.5	2,261
Ethereum	-81.6	0.0	309.5	18,526

Source: Bloomberg, CoinShares, data available as at 04 May 2026

DISCLOSURES

The information contained in this document is for general information only. Nothing in this document should be interpreted as constituting an offer of (or any solicitation in connection with) any investment products or services by any member of the CoinShares Group where it may be illegal to do so. Access to any investment products or services of the CoinShares Group is in all cases subject to the applicable laws and regulations relating thereto.

Although produced with reasonable care and skill, no representation should be taken as having been given that this document is an exhaustive analysis of all of the considerations which its subject-matter may give rise to. This document fairly represents the opinions and sentiments of CoinShares, as at the date of its issuance but it should be noted that such opinions and sentiments may be revised from time to time, for example in light of experience and further developments, and this document may not necessarily be updated to reflect the same.

The information presented in this document has been developed internally and / or obtained from sources believed to be reliable; however, CoinShares does not guarantee the accuracy, adequacy or completeness of such information. Predictions, opinions and other information contained in this document are subject to change continually and without notice of any kind and may no longer be true after the date indicated. Third party data providers make no warranties or representation of any kind in relation to the use of any of their data in this document. CoinShares does not accept any liability whatsoever for any direct, indirect or consequential loss arising from any use of this document or its contents.

Any forward-looking statements speak only as of the date they are made, and CoinShares assumes no duty to, and does not undertake, to update forward-looking statements. Forward-looking statements are subject to numerous assumptions, risks and uncertainties, which change over time. Nothing within this document constitutes (or should be construed as being) investment, legal, tax or other advice. This document should not be used as the basis for any investment decision(s) which a reader thereof may be considering. Any potential investor in digital assets, even if experienced and affluent, is strongly recommended to seek independent financial advice upon the merits of the same in the context of their own unique circumstances.

This document is directed at, and only made available to, professional clients and eligible counterparties. For UK investors: CoinShares Capital Markets (UK) Limited is an appointed representative of Strata Global Limited which is authorised and regulated by the Financial Conduct Authority (FRN 563834). The address of CoinShares Capital Markets (UK) Limited is 1st Floor, 3 Lombard Street, London, EC3V 9AQ. For EU investors: CoinShares Asset Management SASU is authorised by the Autorité des marchés financiers (AMF) as an alternative investment fund manager (AIFM) under n°GP19000015. Its office is located at 17 rue de la Banque, 75002 Paris, France.

Copyright © 2026 CoinShares All Rights Reserved