

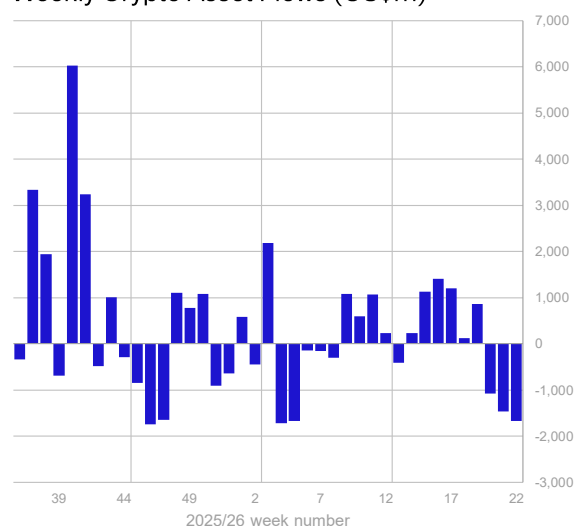
# CoinShares Digital Asset Fund Flows Weekly

1<sup>st</sup> June 2026

## Global Outflows Extend to US\$1.67bn, Third Consecutive Negative Week

- Digital asset investment products across all issuers saw US\$1.67bn of outflows, a third consecutive negative week and the second-largest weekly outflow of 2026 behind only 23<sup>rd</sup> January.
- Three-week cumulative outflows now stand at US\$4.21bn, with altcoin participation collapsing from 11 assets in inflows 3 weeks ago to just 5 this week.
- Bitcoin saw US\$1,438m of outflows, the largest weekly Bitcoin outflow of 2026, while Ethereum saw US\$257m as the risk-off deepened materially.

Weekly Crypto Asset Flows (US\$m) CoinShares



Source: Bloomberg, CoinShares, data available as of close 29 May 2026

Flows by Provider (US\$m)					
CoinShares	Week flows	MTD flows	YTD flows	AUM	2025 flows
iShares	-1,148	-1,756	1,753	65,886	35,056
Grayscale	-251	-404	-983	19,279	-2,851
Fidelity	-190	-324	-1,683	15,841	2,151
Bitwise	-41	54	335	6,174	1,105
ProFunds Group	-23	-162	365	3,347	372
21Shares AG	8	34	115	2,868	3,050
CoinShares	-4	-4	142	2,722	-545
ARK 21Shares	-23	-311	-430	2,606	2,778
Other	2	256	2,124	23,200	6,037
<b>Total</b>	<b>-1,671</b>	<b>-2,617</b>	<b>1,738</b>	<b>141,924</b>	<b>47,153</b>

Flows by Asset (US\$m)					
CoinShares	Week flows	MTD flows	YTD flows	AUM	2025 flows
Bitcoin	-1,438.0	-2,391	1,186	114,606	26,984
Ethereum	-257.3	-556.1	-346	15,434	12,698
Multi-asset	-2.3	0.2	-113	5,444	-214
XRP	20.3	159.5	311	2,473	3,697
Solana	-0.8	113.0	346	2,296	3,562
Short Bitcoin	-8.1	-10.9	77	221	1
Zcash	-	-	-	207	17
Chainlink	0.7	6.6	61	153	152
Sui	-1.4	7.2	57	138	22
Litecoin	-	0.5	3	131	107
Other	16.4	54.4	155	821	126
<b>Total</b>	<b>-1,671</b>	<b>-2,617</b>	<b>1,738</b>	<b>141,924</b>	<b>47,153</b>

Source: Bloomberg, CoinShares, data available as at 29 May 2026

\* Independent daily attestation by The Network Firm

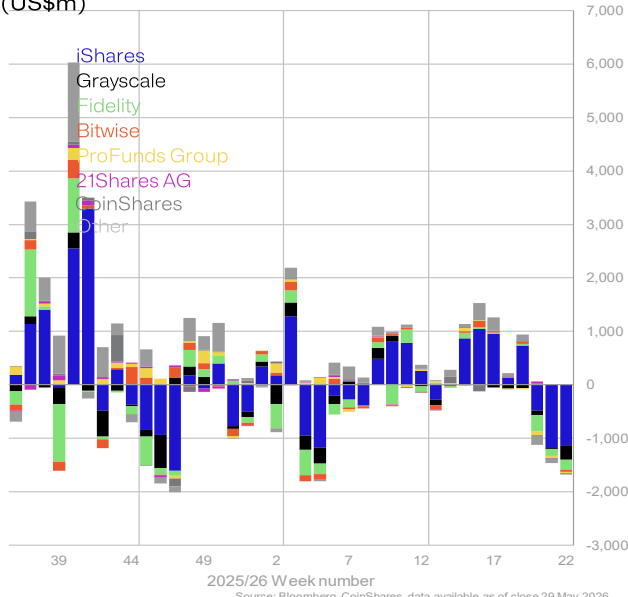
Digital asset investment products globally saw outflows of US\$1.67bn, the third consecutive negative week and the second-largest weekly outflow of 2026 behind only 23<sup>rd</sup> January. Three-week cumulative outflows have reached US\$4.21bn, suggesting the Iran-related risk-off has now overwhelmed any cushioning effect from CLARITY Act progress. AuM has fallen to US\$141bn from US\$148bn the prior week, the lowest level since early April. The pattern is reminiscent of the January-February episode that delivered five consecutive negative weeks.

Regionally, the US drove the global outflow story with US\$1,630m of outflows. Germany joined the risk-off this week with US\$25.7m of outflows, having held up through the prior episodes, while Sweden saw US\$6.6m and Hong Kong US\$4.5m.

Bitcoin saw US\$1,438m of outflows, the largest weekly Bitcoin outflow of 2026, exceeding both last week's record and the January peak. Year-to-date Bitcoin inflows have fallen to US\$1.2bn, down from US\$2.6bn the prior week and US\$3.9bn two weeks ago, a sharp compression.

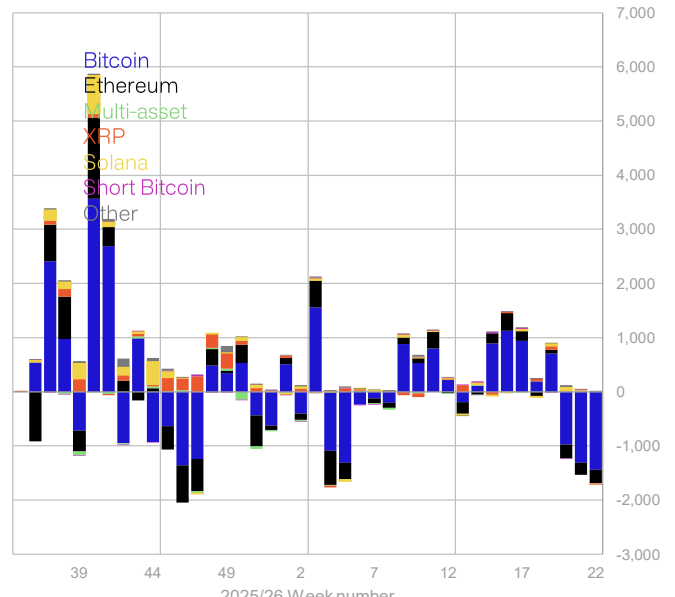
Ethereum saw US\$257m of outflows. Altcoin participation collapsed: only five assets recorded meaningful inflows above US\$1m, down from nine last week, with XRP at US\$20.3m, Hyperliquid US\$10.8m and Near US\$7.6m the only notable inflows.

Weekly Crypto Asset Flows by Institution (US\$m) **CoinShares**



Source: Bloomberg, CoinShares, data available as of close 29 May 2026

Weekly Crypto Asset Flows by Asset (US\$m) **CoinShares**



Source: Bloomberg, CoinShares, data available as of close 29 May 2026

**Flows by Exchange Country (US\$m)**

CoinShares	Week	MTD	YTD flows	AUM
	flows	flows		
Australia	-1.8	3.4	36	494
Brazil	-3.2	-2.5	59	1,196
Canada	0.4	10.2	247	5,458
Cayman	-	-	11	848
France	-0.5	1.9	4	87
Germany	-25.7	48.7	641	6,325
Hong Kong	-4.5	-17.5	17	649
Italy	-0.2	-0.2	2.0	15
Luxembourg	-	-	-0.4	101
Netherlands	1.3	18.1	26.2	140
New Zealand	0.0	0.4	4.5	24
Sweden	-6.6	-14.9	-171.3	2,292
Switzerland	0.5	27.1	329.9	4,791
United States	-1,630.3	-2,692.0	517.3	118,206
Other	-0.0	0.1	15.8	1,299
<b>Total</b>	<b>-1,671</b>	<b>-2,617</b>	<b>1,738</b>	<b>141,924</b>

**Blockchain Equity ETPs (US\$m)**

CoinShares	Week	MTD	YTD flows	AuM
	flows	Flows		
Invesco Coinshares Global Blc	-14.7	-19.6	98.4	1,754
Amplify Transformational Data	-6.6	82.1	113.8	1,425
Vaneck Crypto And Blockchai	-11.1	-73.1	-9.6	739
Bitwise Crypto Industry Innova	-	-22.1	-3.1	502
Vaneck Digital Transformation	-74.9	-45.6	53.3	494
Valkyrie Bitcoin Miners Etf	12.1	45.1	60.0	448
Ishares Blockchain Tech Usda	-	-0.7	86.9	425
Global X Blockchain Etf	-	-4.7	-23.9	390
Schwab Crypto Thematic Etf	-	-3.4	9.1	335
Fidelity Crypto Industry And D	-	-6.7	-13.0	303
First Trust Indx Innovative T	-	-	-2.3	137
Han-Gins Tech Megatrend Eq	6.8	6.8	-8.6	125
Spdr Galaxy Hdae Etf	-0.2	-0.5	-0.2	110
Ishares Blockchain And Tech I	-	-	-4.0	103
Goldman Sachs Finance Reirr	-	-	-	52
Fidelity Metaverse Etf	-	-1.9	-5.2	48
Horizons Big Data & Hardware	-	1.4	0.4	46
Siren Nasdaq Nexgen Econorr	-	-	-4.2	36
Global X Block & Bit Strat	-0.7	-0.6	-1.4	31
Blockchain Technologies Etf	-	-0.4	-0.3	26
Samsung Blockchain Tech Etf	-	-	-0.3	24
Spdr Galaxy Di Asset Eco Etf	-0.1	-0.8	-1.4	21
Melanion Btc Equities Univers	-	-0.6	0.4	13
Capital Link Global Fintech Le	-	-	-	12
Spdr Galaxy Transform Ta Etf	-0.0	1.8	5.0	11
Grayscale Future Of Finance E	-	-	-	10
Invesco Alerian Galaxy Crypto	-	-1.0	-0.9	9
Grayscale Future Of Finance L	-	-	-	7
Etc Group Digital Assets And t	-	-	-	6
Defiance Digital Revolution Et	-	-	-	5
Invesco Alerian Galaxy Blockcl	-	-	-1.3	4
Gbl X Fintech & Bchain Etf	-	-	-0.3	3
Viridi Bitcoin Miners Etf	-	-	-	3
<b>Total</b>	<b>-108.1</b>	<b>-110.9</b>	<b>202.8</b>	<b>7,663</b>

Source: Bloomberg, CoinShares, data available as at 30 May 2026

**Ranked Flows detail (US\$m)**

CoinShares	Week	MTD	YTD flows	AUM
	flows	flows		
XRP	20.3	160.2	311.4	2,473
Hyperliquid	10.8	-1.7	25.7	66
Near	7.6	16.5	18.0	87
Morpho	1.9	1.9	3.4	3
Render	1.3	1.7	3.3	5
Bitcoin Cash	0.7	0.5	-0.5	6
Chainlink	0.7	6.6	61.3	153
Bittensor	0.3	1.5	4.8	9
Solana	-0.8	109.5	346.0	2,296
Ondo	-1.3	5.6	7.2	13
Sui	-1.4	7.2	56.5	138
Multi-asset	-2.3	0.1	-113.0	5,444
Pendle	-3.2	2.7	2.8	2
Short Bitcoin	-8.1	-12.8	77.5	221
Ethereum	-257.3	-655.8	-346.3	15,434
Bitcoin	-1,438.0	-3,024.9	1,186.5	114,606

---

## DISCLOSURES

The information contained in this document is for general information only. Nothing in this document should be interpreted as constituting an offer of (or any solicitation in connection with) any investment products or services by any member of the CoinShares Group where it may be illegal to do so. Access to any investment products or services of the CoinShares Group is in all cases subject to the applicable laws and regulations relating thereto.

Although produced with reasonable care and skill, no representation should be taken as having been given that this document is an exhaustive analysis of all of the considerations which its subject-matter may give rise to. This document fairly represents the opinions and sentiments of CoinShares, as at the date of its issuance but it should be noted that such opinions and sentiments may be revised from time to time, for example in light of experience and further developments, and this document may not necessarily be updated to reflect the same.

The information presented in this document has been developed internally and / or obtained from sources believed to be reliable; however, CoinShares does not guarantee the accuracy, adequacy or completeness of such information. Predictions, opinions and other information contained in this document are subject to change continually and without notice of any kind and may no longer be true after the date indicated. Third party data providers make no warranties or representation of any kind in relation to the use of any of their data in this document. CoinShares does not accept any liability whatsoever for any direct, indirect or consequential loss arising from any use of this document or its contents.

Any forward-looking statements speak only as of the date they are made, and CoinShares assumes no duty to, and does not undertake, to update forward-looking statements. Forward-looking statements are subject to numerous assumptions, risks and uncertainties, which change over time. Nothing within this document constitutes (or should be construed as being) investment, legal, tax or other advice. This document should not be used as the basis for any investment decision(s) which a reader thereof may be considering. Any potential investor in digital assets, even if experienced and affluent, is strongly recommended to seek independent financial advice upon the merits of the same in the context of their own unique circumstances.

This document is directed at, and only made available to, professional clients and eligible counterparties. For UK investors: CoinShares Capital Markets (UK) Limited is an appointed representative of Strata Global Limited which is authorised and regulated by the Financial Conduct Authority (FRN 563834). The address of CoinShares Capital Markets (UK) Limited is 1st Floor, 3 Lombard Street, London, EC3V 9AQ. For EU investors: CoinShares Asset Management SASU is authorised by the Autorité des marchés financiers (AMF) as an alternative investment fund manager (AIFM) under n°GP19000015. Its office is located at 17 rue de la Banque, 75002 Paris, France.

Copyright © 2026 CoinShares All Rights Reserved