

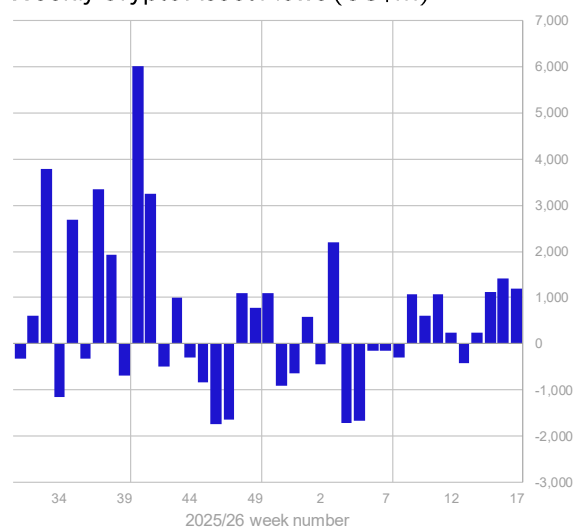
CoinShares Digital Asset Fund Flows Weekly

27th April 2026

Inflows Continue with US\$1.2bn, record inflows in Blockchain equities

- Digital asset investment products saw US\$1.2bn of inflows, the fourth consecutive positive week, with eight assets recording inflows versus six the prior week.
- Total AuM rose to US\$155bn, the highest level since 1 February, supported by Bitcoin trading above US\$76,000 for the first time since the February correction.
- Bitcoin led with US\$933m and Ethereum saw US\$192m, the third consecutive week above US\$190m, while XRP returned to inflows after one week of outflows.

Weekly Crypto Asset Flows (US\$m) **CoinShares**



Source: Bloomberg, CoinShares, data available as of close 24 April 2026

Flows by Provider (US\$m)					
CoinShares	Week flows	MTD flows	YTD flows	AUM	2025 flows
iShares	952	2,713	3,717	72,437	35,056
Grayscale	-50	-63	-501	21,196	-2,851
Fidelity	22	69	-1,100	17,467	2,151
Bitwise	1	157	306	6,556	1,105
ProFunds Group	2	79	539	3,755	372
ARK 21Shares	50	178	-80	3,111	3,050
21Shares AG	13	21	73	3,031	-545
CoinShares	22	-85	140	2,932	2,778
Other	187	454	1,874	24,791	6,037
Total	1,200	3,523	4,969	155,276	47,153

Flows by Asset (US\$m)					
CoinShares	Week flows	MTD flows	YTD flows	AUM	2025 flows
Bitcoin	932.5	2,799	4,018	124,410	26,984
Ethereum	192.4	628.2	390	18,773	12,698
Multi-asset	-9.8	-8.6	-119	5,666	-214
XRP	25.0	-11.8	148	2,579	3,697
Solana	31.8	32.1	247	2,345	3,562
Short Bitcoin	16.5	46.7	84	217	1
Chainlink	6.8	13.4	54	154	17
Litecoin	0.5	0.1	3	143	152
Sui	0.4	0.4	50	140	22
Zcash	-	-	-	140	107
Other	4.1	23.5	94	708	126
Total	1,200	3,523	4,969	155,276	47,153

Source: Bloomberg, CoinShares, data available as at 24 April 2026

* Independent daily attestation by The Network Firm

Digital asset investment products saw inflows of US\$1.2bn, a fourth consecutive positive week. This likely reflects improving institutional demand against a backdrop of Bitcoin trading at its highest levels since early February. The market now turns to the FOMC decision on 28-29 April, which is likely contributing to caution at the margin. Total AuM rose to US\$155bn, the highest level since 1st February, though still well below the October 2025 peak of US\$263bn.

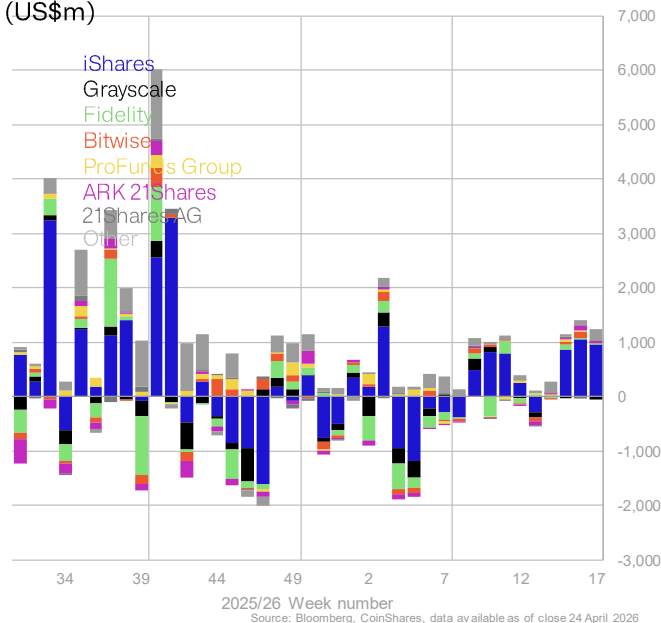
Regionally, the US dominated with US\$1.1bn of inflows. Germany saw US\$61.7m, more than double the prior week, while Switzerland reversed last week's US\$138m of outflows with US\$35.2m of inflows. Canada recorded US\$15m inflows, suggesting a broader-based regional bid than recent weeks.

Bitcoin saw US\$933m of inflows, bringing year-to-date flows to US\$4.0bn. Short-bitcoin products attracted US\$16.5m of inflows, broadly in line with the prior month's average and suggesting persistent but not elevated hedging demand.

Ethereum saw US\$192m of inflows, the third consecutive week above US\$190m. Blockchain equity ETFs have seen US\$617m inflows over the last 3 weeks, hitting record weekly inflows and marking an explosion in popularity in gaining exposure to the general technology and asset class.

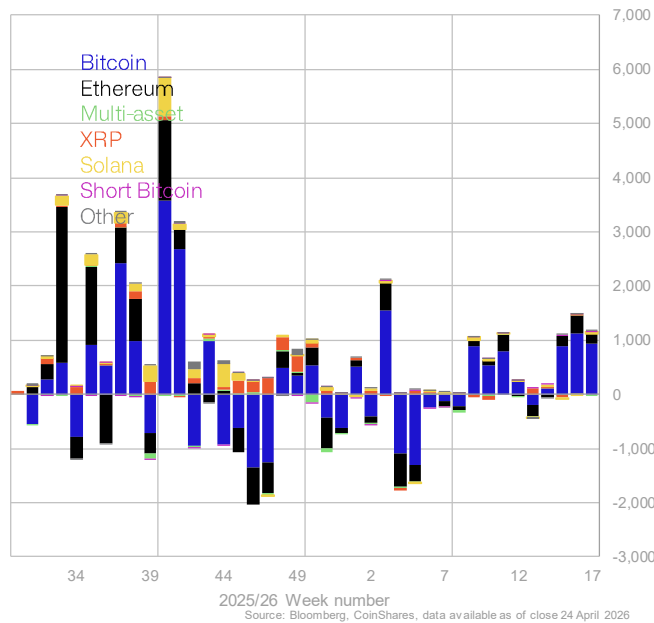
Weekly Crypto Asset Flows by Institution (US\$m)

CoinShares



Weekly Crypto Asset Flows by Asset (US\$m)

CoinShares



Flows by Exchange Country (US\$m)

CoinShares	Week flows	MTD flows	YTD flows	AUM
Australia	0.8	2.2	28	522
Brazil	0.5	5.7	63	1,258
Canada	15.5	33.9	227	5,845
Cayman	-	-	11	854
France	-0.6	0.1	1	85
Germany	61.7	138.4	553	6,716
Hong Kong	-1.3	2.0	33	712
Italy	-0.1	0.3	2.2	14
Luxembourg	-	-	-0.5	100
Netherlands	-0.2	2.4	7.3	119
New Zealand	0.1	0.6	4.2	25
Sweden	-0.1	4.0	-154.8	2,516
Switzerland	35.2	-93.5	289.7	5,124
United States	1,088.3	3,426.6	3,888.1	130,062
Other	0.3	0.7	15.5	1,325
Total	1,200	3,523	4,969	155,276

Blockchain Equity ETPs (US\$m)

CoinShares	Week flows	MTD Flows	YTD flows	AuM
Invesco Coinshares Global Btc	155.3	159.2	126.5	1,584
Amplify Transformational Data	15.3	63.7	31.7	1,181
Vaneck Crypto And Blockchai	6.8	55.8	50.5	676
Vaneck Digital Transformation	59.1	118.4	122.7	477
Bitwise Crypto Industry Innova	1.2	11.6	19.0	448
Ishares Blockchain Tech Usda	-	76.3	81.3	349
Global X Blockchain Etf	42.9	53.0	-19.2	325
Valkyrie Bitcoin Miners Etf	28.5	77.2	20.8	295
Schwab Crypto Thematic Etf	-	19.0	12.5	280
Fidelity Crypto Industry And D	2.1	2.1	-6.3	265
First Trust Indxx Innovative T	3.1	3.1	-2.3	128
Han-Gins Tech Megatrend Eqi	-	-2.7	-15.4	99
Ishares Blockchain And Tech I	-	-	-4.0	86
Spdr Galaxy Hdae Etf	-0.1	-0.1	0.1	84
Goldman Sachs Finance Reirr	-	-	-	52
Fidelity Metaverse Etf	-	-	-3.3	45
Siren Nasdaq Nexgen Econorr	-	1.6	-1.9	36
Horizons Big Data & Hardware	-	0.0	-2.1	33
Global X Block & Bit Strat	-	0.5	-0.2	30
Blockchain Technologies Etf	-	-	0.4	23
Samsung Blockchain Tech Etf	-	-0.3	-0.3	21
Spdr Galaxy Di Asset Eco Etf	-0.0	-0.0	-0.7	16
Capital Link Global Fintech Le	-	-	-	12
Melanion Btc Equities Univers	0.2	0.3	1.0	11
Grayscale Future Of Finance E	-	-	-	10
Invesco Alerian Galaxy Crypto	-	-0.7	0.1	9
Grayscale Future Of Finance L	-	-	-	7
Spdr Galaxy Transform Ta Etf	0.5	1.0	2.7	6
Etc Group Digital Assets And E	-	-	-	6
Defiance Digital Revolution Et	-	-	-	5
Invesco Alerian Galaxy Blockcl	-	-	-1.3	4
Gbl X Fintech & Bchain Etf	-	0.7	0.4	4
Viridi Bitcoin Miners Etf	-	-	-	3
Total	299.1	625.2	361.9	6,613

Source: Bloomberg, CoinShares, data available as at 25 Apr 2026

Ranked Flows detail (US\$m)

CoinShares	Week flows	MTD flows	YTD flows	AUM
Bitcoin	932.5	2,958.3	4,017.9	124,410
Ethereum	192.4	640.8	390.4	18,773
Solana	31.8	30.2	247.2	2,345
XRP	25.0	-10.4	147.8	2,579
Short Bitcoin	16.5	41.0	83.9	217
Chainlink	6.8	13.4	53.7	154
Tron	2.4	2.5	-16.0	31
Hedera	1.6	2.4	14.2	57
Near	-0.0	0.2	1.2	39
Render	-0.1	-0.1	1.6	3
Bittensor	-0.1	0.9	3.2	7
Polygon	-0.2	-0.1	0.4	9
Cronos	-0.2	-0.2	-0.2	41
Doge	-0.3	1.5	14.6	42
Algorand	-0.5	-0.2	0.0	15
Multi-asset	-9.8	-9.3	-118.6	5,666

DISCLOSURES

The information contained in this document is for general information only. Nothing in this document should be interpreted as constituting an offer of (or any solicitation in connection with) any investment products or services by any member of the CoinShares Group where it may be illegal to do so. Access to any investment products or services of the CoinShares Group is in all cases subject to the applicable laws and regulations relating thereto.

Although produced with reasonable care and skill, no representation should be taken as having been given that this document is an exhaustive analysis of all of the considerations which its subject-matter may give rise to. This document fairly represents the opinions and sentiments of CoinShares, as at the date of its issuance but it should be noted that such opinions and sentiments may be revised from time to time, for example in light of experience and further developments, and this document may not necessarily be updated to reflect the same.

The information presented in this document has been developed internally and / or obtained from sources believed to be reliable; however, CoinShares does not guarantee the accuracy, adequacy or completeness of such information. Predictions, opinions and other information contained in this document are subject to change continually and without notice of any kind and may no longer be true after the date indicated. Third party data providers make no warranties or representation of any kind in relation to the use of any of their data in this document. CoinShares does not accept any liability whatsoever for any direct, indirect or consequential loss arising from any use of this document or its contents.

Any forward-looking statements speak only as of the date they are made, and CoinShares assumes no duty to, and does not undertake, to update forward-looking statements. Forward-looking statements are subject to numerous assumptions, risks and uncertainties, which change over time. Nothing within this document constitutes (or should be construed as being) investment, legal, tax or other advice. This document should not be used as the basis for any investment decision(s) which a reader thereof may be considering. Any potential investor in digital assets, even if experienced and affluent, is strongly recommended to seek independent financial advice upon the merits of the same in the context of their own unique circumstances.

This document is directed at, and only made available to, professional clients and eligible counterparties. For UK investors: CoinShares Capital Markets (UK) Limited is an appointed representative of Strata Global Limited which is authorised and regulated by the Financial Conduct Authority (FRN 563834). The address of CoinShares Capital Markets (UK) Limited is 1st Floor, 3 Lombard Street, London, EC3V 9AQ. For EU investors: CoinShares Asset Management SASU is authorised by the Autorité des marchés financiers (AMF) as an alternative investment fund manager (AIFM) under n°GP19000015. Its office is located at 17 rue de la Banque, 75002 Paris, France.

Copyright © 2026 CoinShares All Rights Reserved