

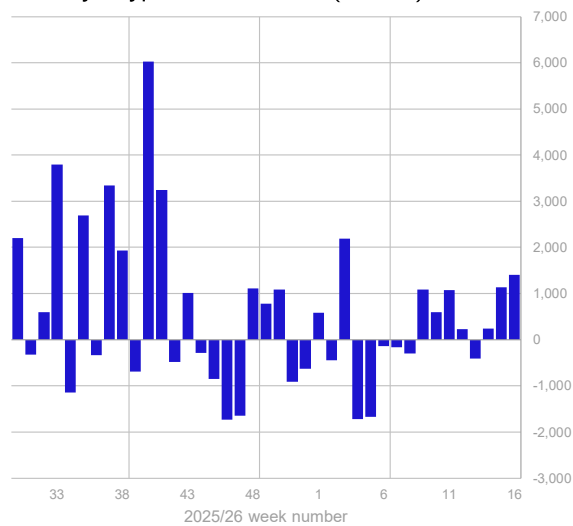
CoinShares Digital Asset Fund Flows Weekly

20th April 2026

US\$1.4bn Inflows as Ceasefire Optimism and BTC Breakout Drive Risk Appetite

- Digital asset investment products saw US\$1.4bn of inflows, the third consecutive positive week and the strongest since January, as Bitcoin briefly pushed through US\$76,000 on improving risk sentiment.
- Total AuM reached US\$155bn, with flows representing 0.91% of AuM, the highest weekly intensity YTD.
- Bitcoin led with US\$1,116m and Ethereum continued its recovery with US\$328m, while Switzerland recorded US\$138m of outflows, a notable regional divergence.

Weekly Crypto Asset Flows (US\$m) CoinShares



Source: Bloomberg, CoinShares, data available as of close 17 April 2026

Flows by Provider (US\$m)					
CoinShares	Week flows	MTD flows	YTD flows	AUM	2025 flows
iShares	1,042	1,761	2,764	71,592	35,056
Grayscale	-6	-13	-451	21,394	-2,851
Fidelity	36	46	-1,122	17,472	2,151
Bitwise	122	156	305	6,621	1,105
ProFunds Group	9	78	537	3,784	372
21Shares AG	-2	8	60	3,103	3,050
ARK 21Shares	106	128	-130	3,057	-545
CoinShares	-113	-107	119	2,944	2,778
Other	209	259	1,679	24,800	6,037
Total	1,401	2,316	3,761	154,768	47,153

Flows by Asset (US\$m)					
CoinShares	Week flows	MTD flows	YTD flows	AUM	2025 flows
Bitcoin	1,115.7	1,861	3,079	123,022	26,984
Ethereum	328.0	435.4	197	19,504	12,698
Multi-asset	2.6	1.0	-109	5,666	-214
XRP	-56.2	-37.2	122	2,656	3,697
Solana	-2.3	0.5	216	2,410	3,562
Short Bitcoin	1.4	30.2	67	202	1
Sui	2.2	0.0	49	152	17
Chainlink	5.3	6.6	47	152	152
Litecoin	-	-0.4	2	143	22
Zcash	-	-	-	129	107
Other	4.8	19.3	90	729	126
Total	1,401	2,316	3,761	154,768	47,153

Source: Bloomberg, CoinShares, data available as at 17 April 2026

* Independent daily attestation by The Network Firm

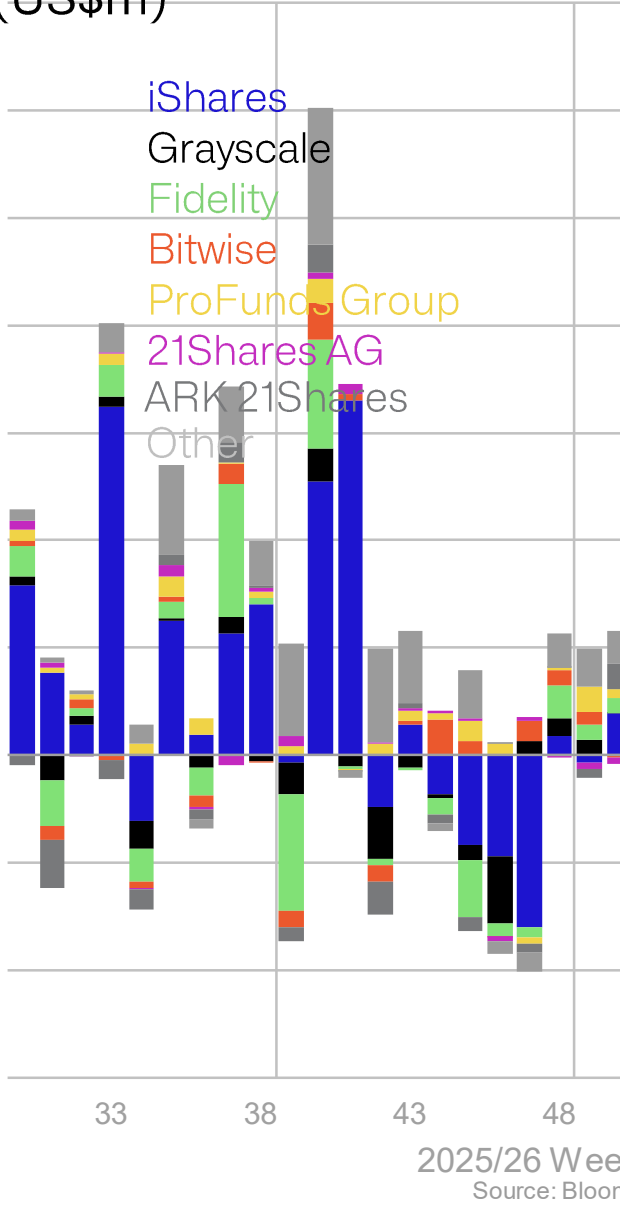
Digital asset investment products saw inflows of US\$1.4bn, the strongest weekly total since January and a third consecutive week of positive flows. This likely reflects continued risk appetite recovery on the US-Iran ceasefire extension talks, reinforced by Bitcoin's break above US\$76,000 mid-week, its highest level since the February crash. March CPI at 3.3% year-on-year appears to have been looked through, with core CPI benign at 2.6%, consistent with a supply-driven rather than broad-based inflation impulse.

Regionally, the US dominated with US\$1.5bn of inflows. Germany recorded US\$28m of inflows, while Switzerland was the clear outlier with US\$138m of outflows, the largest Swiss outflow since November and a notable divergence from the broader risk-on tone.

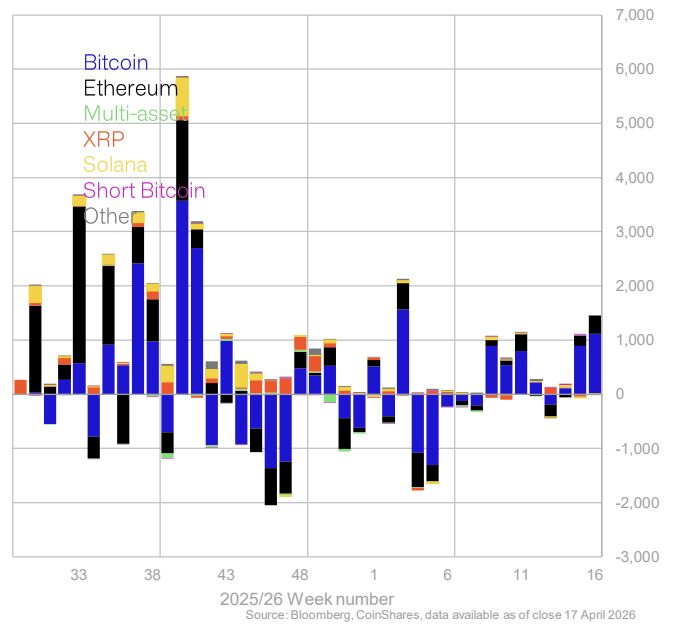
Bitcoin saw US\$1,116m of inflows, bringing year-to-date flows to US\$3.1bn. The push through US\$76,000 represents a meaningful technical development after two months of range-bound trading. Short-bitcoin products saw a modest US\$1.4m of inflows, suggesting residual but limited hedging demand.

Ethereum attracted US\$328m of inflows, its strongest week since January and bringing year-to-date flows to US\$197m, while XRP Solana recorded outflows of US\$56m and US\$2.3m respectively.

Weekly Crypto Asset Flows by Asset (US\$m)



Weekly Crypto Asset Flows by Asset (US\$m) CoinShares



Flows by Exchange Country (US\$m)				
CoinShares	Week flows	MTD flows	YTD flows	AUM
Australia	0.6	0.9	27	515
Brazil	1.1	3.7	61	1,195
Canada	8.3	18.4	211	5,879
Cayman	-	-	11	854
France	0.2	0.7	2	90
Germany	28.0	75.8	490	6,701
Hong Kong	3.0	3.4	35	694
Italy	0.0	0.2	2.2	14
Luxembourg	-	-	-0.4	103
Netherlands	0.5	2.5	7.4	128
New Zealand	0.3	0.5	4.1	24
Sweden	3.1	3.7	-155.1	2,547
Switzerland	-137.8	-132.2	250.9	5,172
United States	1,494.2	2,338.3	2,799.8	129,526
Other	-	0.4	15.2	1,325
Total	1,401	2,316	3,761	154,768

Ranked Flows detail (US\$m)				
CoinShares	Week flows	MTD flows	YTD flows	AUM
Bitcoin	1,115.7	2,019.8	3,079.2	123,022
Ethereum	328.0	448.0	197.3	19,504
Chainlink	5.3	6.6	46.9	152
Multi-asset	2.6	0.3	-108.9	5,666
Sui	2.2	-0.2	49.3	152
Short Bitcoin	1.4	24.5	67.4	202
Hyperliquid	1.0	1.2	26.8	51
LIDO	0.6	2.7	11.1	53
Near	0.0	0.3	1.2	39
Cronos	0.0	0.0	0.0	44
Zcash	0.0	0.0	0.0	129
Litecoin	0.0	-0.4	2.0	143
Fantom	-0.0	-0.0	-0.0	7
Filecoin	-0.0	-0.0	0.1	2
Solana	-2.3	-1.3	215.6	2,410
XRP	-56.2	-35.8	122.4	2,656

Blockchain Equity ETPs (US\$m)				
CoinShares	Week flows	MTD Flows	YTD flows	AuM
Invesco Coinshares Global Blc	-	3.8	-28.8	1,417
Amplify Transformational Data	48.5	48.5	16.4	1,176
Vaneck Crypto And Blockchai	46.7	48.9	43.7	673
Bitwise Crypto Industry Innova	11.8	10.3	17.8	448
Vaneck Digital Transformation	60.9	59.3	63.6	419
Ishares Blockchain Tech Usda	70.5	76.3	81.3	346
Schwab Crypto Thematic Etf	16.1	19.0	12.5	284
Global X Blockchain Etf	10.1	10.1	-62.1	275
Fidelity Crypto Industry And D	-	-	-8.4	267
Valkyrie Bitcoin Miners Etf	39.1	49.6	-6.8	264
First Trust Indxx Innovative T	-	-	-5.4	126
Han-Gins Tech Megatrend Eqi	-2.7	-2.7	-15.4	99
Ishares Blockchain And Tech I	-	-	-4.0	85
Spdr Galaxy Hdae Etf	-	-	0.2	81
Goldman Sachs Finance Reirr	-	-	-	52
Fidelity Metaverse Etf	-	-	-3.3	44
Siren Nasdaq Nexgen Econon	-	1.6	-1.9	36
Horizons Big Data & Hardware	-	0.0	-2.1	31
Global X Block & Bit Strat	-	0.5	-0.2	30
Blockchain Technologies Etf	-	-	0.4	23
Samsung Blockchain Tech Etf	-	-0.3	-0.3	21
Spdr Galaxy Di Asset Eco Etf	-	-	-0.6	16
Capital Link Global Fintech Le	-	-	-	12
Melanion Btc Equities Univers	-	0.2	0.9	10
Grayscale Future Of Finance E	-	-	-	10
Invesco Alerian Galaxy Crypto	-	-0.7	0.1	9
Grayscale Future Of Finance L	-	-	-	7
Etc Group Digital Assets And E	-	-	-	6
Spdr Galaxy Transform Ta Etf	0.5	0.5	2.3	6
Defiance Digital Revolution Et	-	-	-	5
Invesco Alerian Galaxy Blockcl	-	-	-1.3	4
Gbl X Fintech & Bchain Etf	-	0.7	0.4	4
Viridi Bitcoin Miners Etf	-	-	-	3
Total	301.4	327.8	64.5	6,293

Source: Bloomberg, CoinShares, data available as at 18 Apr 2026

DISCLOSURES

The information contained in this document is for general information only. Nothing in this document should be interpreted as constituting an offer of (or any solicitation in connection with) any investment products or services by any member of the CoinShares Group where it may be illegal to do so. Access to any investment products or services of the CoinShares Group is in all cases subject to the applicable laws and regulations relating thereto.

Although produced with reasonable care and skill, no representation should be taken as having been given that this document is an exhaustive analysis of all of the considerations which its subject-matter may give rise to. This document fairly represents the opinions and sentiments of CoinShares, as at the date of its issuance but it should be noted that such opinions and sentiments may be revised from time to time, for example in light of experience and further developments, and this document may not necessarily be updated to reflect the same.

The information presented in this document has been developed internally and / or obtained from sources believed to be reliable; however, CoinShares does not guarantee the accuracy, adequacy or completeness of such information. Predictions, opinions and other information contained in this document are subject to change continually and without notice of any kind and may no longer be true after the date indicated. Third party data providers make no warranties or representation of any kind in relation to the use of any of their data in this document. CoinShares does not accept any liability whatsoever for any direct, indirect or consequential loss arising from any use of this document or its contents.

Any forward-looking statements speak only as of the date they are made, and CoinShares assumes no duty to, and does not undertake, to update forward-looking statements. Forward-looking statements are subject to numerous assumptions, risks and uncertainties, which change over time. Nothing within this document constitutes (or should be construed as being) investment, legal, tax or other advice. This document should not be used as the basis for any investment decision(s) which a reader thereof may be considering. Any potential investor in digital assets, even if experienced and affluent, is strongly recommended to seek independent financial advice upon the merits of the same in the context of their own unique circumstances.

This document is directed at, and only made available to, professional clients and eligible counterparties. For UK investors: CoinShares Capital Markets (UK) Limited is an appointed representative of Strata Global Limited which is authorised and regulated by the Financial Conduct Authority (FRN 563834). The address of CoinShares Capital Markets (UK) Limited is 1st Floor, 3 Lombard Street, London, EC3V 9AQ. For EU investors: CoinShares Asset Management SASU is authorised by the Autorité des marchés financiers (AMF) as an alternative investment fund manager (AIFM) under n°GP19000015. Its office is located at 17 rue de la Banque, 75002 Paris, France.

Copyright © 2026 CoinShares All Rights Reserved