

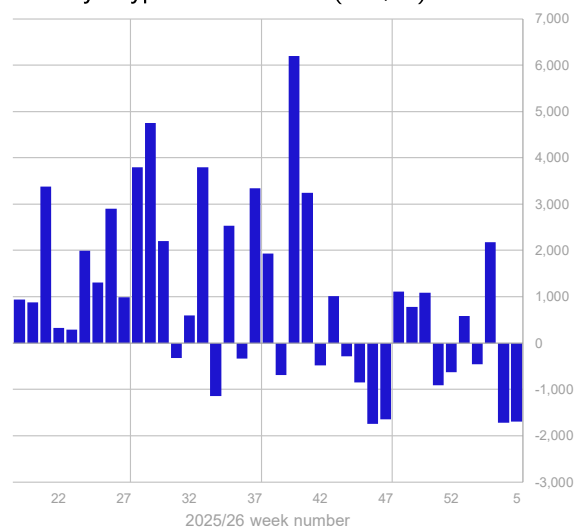
CoinShares Digital Asset Fund Flows Weekly

2nd February 2026

Investor Sentiment Deteriorates as Outflows Accelerate

- Digital asset products saw US\$1.7bn of weekly outflows, flipping YTD flows to a net outflow of US\$1bn and driving a US\$73bn fall in AuM since October 2025 highs.
- Outflows were heavily concentrated in the US at US\$1.65bn, with broadly negative sentiment across regions and major assets, led by Bitcoin and Ethereum.
- Short Bitcoin and Hype products were notable exceptions, benefiting from defensive positioning and tokenised precious metals activity respectively.

Weekly Crypto Asset Flows (US\$m) CoinShares



Source: Bloomberg, CoinShares, data available as of close 30 January 2026

Flows by Provider (US\$m)					
CoinShares	Week flows	MTD flows	YTD flows	AUM	2025 flows
iShares	-1,186	-339	-339	75,462	35,056
Grayscale	-300	-542	-542	23,293	-2,851
Fidelity	-197	-793	-793	19,483	2,151
Bitwise	-104	44	44	7,089	1,105
ProFunds Group	139	445	445	4,211	372
21Shares AG	2	19	19	3,466	3,050
ARK 21Shares	-70	-184	-184	3,279	-545
Volatility Shares	61	67	67	3,165	2,778
Other	-40	272	272	26,337	6,037
Total	-1,696	-1,011	-1,011	165,785	47,153

Flows by Asset (US\$m)					
CoinShares	Week flows	MTD flows	YTD flows	AUM	2025 flows
Bitcoin	-1,321.0	-733	-733	129,946	26,984
Ethereum	-308.2	-383.4	-383	21,857	12,698
Multi-asset	-13.5	-60.6	-61	6,366	-214
XRP	-43.7	46.2	46	3,159	3,697
Solana	-31.7	61.2	61	3,023	3,562
Litecoin	-0.2	2.4	2	165	1
Short Bitcoin	14.5	6.5	6	155	17
Zcash	-	-	-	132	152
Sui	-1.2	6.0	6	132	22
Chainlink	0.5	9.2	9	126	107
Other	8.6	34.5	35	725	126
Total	-1,696	-1,011	-1,011	165,785	47,153

Source: Bloomberg, CoinShares, data available as at 30 January 2026

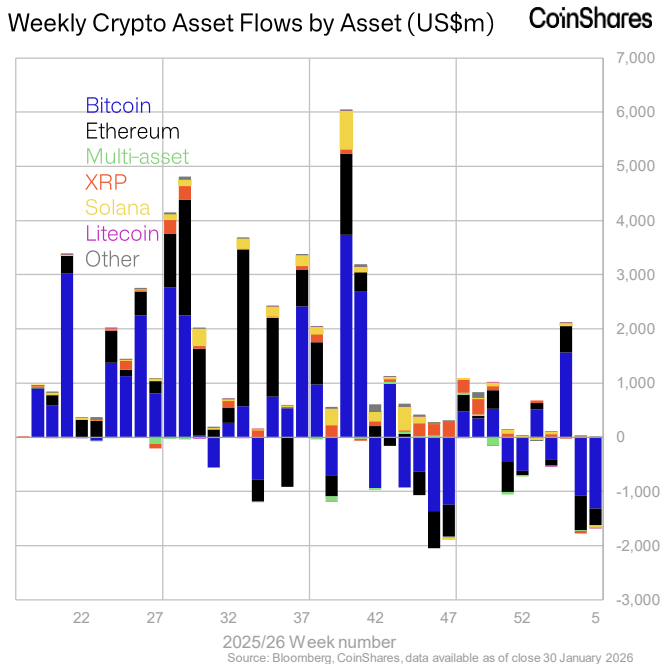
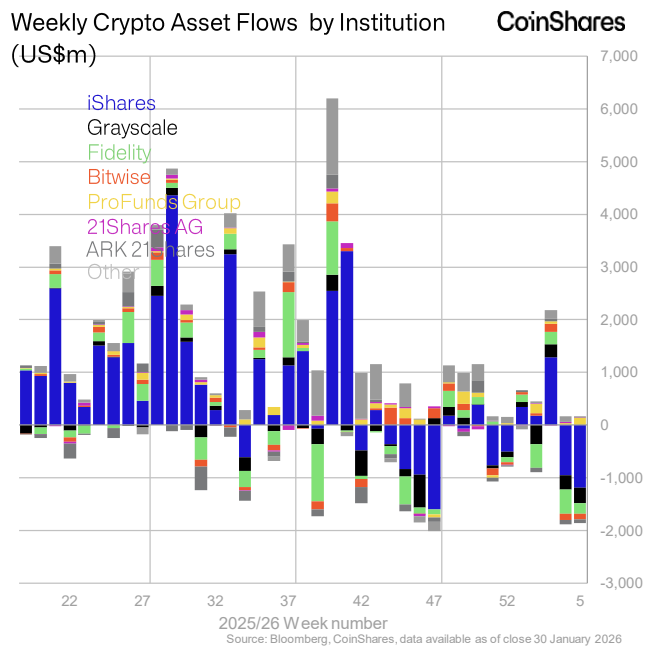
* Independent daily attestation by The Network Firm

Digital asset investment products recorded a second consecutive week of outflows, totalling US\$1.7bn. This has reversed year-to-date inflows, leaving net YTD flows at a global outflow of US\$1bn, signalling a marked deterioration in investor sentiment towards the asset class. We believe this reflects a combination of factors, including the appointment of a more hawkish US Federal Reserve Chair, continued whale selling associated with the four-year cycle, and heightened geopolitical volatility. Since the price highs in October 2025, we have seen total assets under management (AuM) fall by US\$73bn.

Regionally, the US saw US\$1.65bn in outflows, with similar negative sentiment in Canada and Sweden which also saw outflows of US\$37.3m and US\$18.9m respectively. Very minor inflows were seen in Switzerland (US\$11.0m) and Germany (US\$4.3m).

Across the assets negative sentiment was broad, with Bitcoin seeing US\$1.32bn in outflows, Ethereum saw US\$308m, while recent favourites XRP and Solana also saw outflows of US\$43.7m and US\$31.7m respectively. Short bitcoin saw inflows totalling US\$14.5m, with a YTD rise in AuM of 8.1%.

Hype investment products, were a bright spot, seeing US\$15.5m inflows, benefitting from recent on-chain sales frenzy in tokenised precious metals.



Flows by Exchange Country (US\$m)

CoinShares	Week flows	MTD flows	YTD flows	AUM
Australia	0.4	6.3	6	541
Brazil	1.7	1.3	1	1,332
Canada	-37.3	23.2	23	6,200
Cayman	-	-0.2	-0	896
France	-0.3	1.5	1	104
Germany	4.3	141.4	141	6,905
Hong Kong	-	-2.6	-3	734
Italy	0.2	0.4	0.4	13
Luxembourg	-	-	-	147
Netherlands	-3.8	1.0	1.0	140
New Zealand	-0.2	0.4	0.4	23
Sweden	-18.9	-35.4	-35.4	2,742
Switzerland	11.0	103.1	103.1	5,609
United States	-1,654.0	-1,257.5	-1,257.5	138,970
Other	1.1	6.0	6.0	1,427
Total	-1,696	-1,011	-1,011	165,785

Ranked Flows detail (US\$m)

CoinShares	Week flows	MTD flows	YTD flows	AUM
Hyperliquid	15.1	15.6	15.6	25
Short Bitcoin	14.5	6.5	6.5	155
Chainlink	0.5	9.2	9.2	126
Cardano	0.3	1.8	1.8	70
Jupiter	0.2	0.2	0.2	0
Pyth	0.2	-0.2	-0.2	3
Aptos	0.2	0.3	0.3	7
Avalanche	0.2	0.1	0.1	26
Sui	-1.2	6.0	6.0	132
Render	-1.3	1.2	1.2	2
Binance	-3.4	-2.6	-2.6	19
Multi-asset	-13.5	-60.6	-60.6	6,366
Solana	-31.7	61.2	61.2	3,023
XRP	-43.7	46.2	46.2	3,159
Ethereum	-308.2	-383.4	-383.4	21,857
Bitcoin	-1,321.0	-733.0	-733.0	129,946

Blockchain Equity ETPs (US\$m)

CoinShares	Week flows	MTD Flows	YTD flows	AuM
Invesco Coinshares Global Blc	-	5.1	5.1	1,441
Amplify Transformational Data	-12.7	78.3	78.3	1,229
Vaneck Crypto And Blockchain	19.8	15.7	15.7	604
Bitwise Crypto Industry Innova	1.1	38.1	38.1	413
Global X Blockchain Etf	-4.1	4.0	4.0	341
Valkyrie Bitcoin Miners Etf	9.8	70.8	70.8	337
Vaneck Digital Transformation	-	3.5	3.5	335
Schwab Crypto Thematic Etf	-3.9	20.9	20.9	288
Fidelity Crypto Industry And D	-	2.1	2.1	268
Ishares Blockchain Tech Usda	-	0.2	0.2	244
First Trust Indxx Innovative T	-	-	-	130
Han-Gins Tech Megatrend Eql	-2.9	-2.9	-2.9	110
Ishares Blockchain And Tech I	-	-	-	89
Spdr Galaxy Hdae Etf	-	0.7	0.7	74
Goldman Sachs Finance Reirr	-	-	-	52
Fidelity Metaverse Etf	-	-	-	48
Siren Nasdaq Nexgen Econorr	-0.6	-1.2	-1.2	36
Global X Block & Bit Strat	-	-0.7	-0.7	30
Horizons Big Data & Hardware	-4.1	-3.1	-3.1	27
Blockchain Technologies Etf	-	0.5	0.5	22
Samsung Blockchain Tech Etf	-	-	-	22
Spdr Galaxy Di Asset Eco Etf	-	-0.6	-0.6	14
Capital Link Global Fintech Le	-	-	-	12
Melanion Btc Equities Univers	-	0.2	0.2	11
Grayscale Future Of Finance E	-	-	-	10
Invesco Alerian Galaxy Crypto	-	-	-	9
Grayscale Future Of Finance L	-	-	-	7
Etc Group Digital Assets And E	-	-	-	6
Defiance Digital Revolution Et	-	-	-	5
Invesco Alerian Galaxy Blockcl	-	-1.3	-1.3	5
Gbl X Fintech & Bchain Etf	-	-	-	4
Spdr Galaxy Transform Ta Etf	-	0.9	0.9	4
Viridi Bitcoin Miners Etf	-	-	-	3
Total	-4.6	194.6	194.6	6,233

Source: Bloomberg, CoinShares, data available as at 31 Jan 2026

DISCLOSURES

The information contained in this document is for general information only. Nothing in this document should be interpreted as constituting an offer of (or any solicitation in connection with) any investment products or services by any member of the CoinShares Group where it may be illegal to do so. Access to any investment products or services of the CoinShares Group is in all cases subject to the applicable laws and regulations relating thereto.

Although produced with reasonable care and skill, no representation should be taken as having been given that this document is an exhaustive analysis of all of the considerations which its subject-matter may give rise to. This document fairly represents the opinions and sentiments of CoinShares, as at the date of its issuance but it should be noted that such opinions and sentiments may be revised from time to time, for example in light of experience and further developments, and this document may not necessarily be updated to reflect the same.

The information presented in this document has been developed internally and / or obtained from sources believed to be reliable; however, CoinShares does not guarantee the accuracy, adequacy or completeness of such information. Predictions, opinions and other information contained in this document are subject to change continually and without notice of any kind and may no longer be true after the date indicated. Third party data providers make no warranties or representation of any kind in relation to the use of any of their data in this document. CoinShares does not accept any liability whatsoever for any direct, indirect or consequential loss arising from any use of this document or its contents.

Any forward-looking statements speak only as of the date they are made, and CoinShares assumes no duty to, and does not undertake, to update forward-looking statements. Forward-looking statements are subject to numerous assumptions, risks and uncertainties, which change over time. Nothing within this document constitutes (or should be construed as being) investment, legal, tax or other advice. This document should not be used as the basis for any investment decision(s) which a reader thereof may be considering. Any potential investor in digital assets, even if experienced and affluent, is strongly recommended to seek independent financial advice upon the merits of the same in the context of their own unique circumstances.

This document is directed at, and only made available to, professional clients and eligible counterparties. For UK investors: CoinShares Capital Markets (UK) Limited is an appointed representative of Strata Global Limited which is authorised and regulated by the Financial Conduct Authority (FRN 563834). The address of CoinShares Capital Markets (UK) Limited is 1st Floor, 3 Lombard Street, London, EC3V 9AQ. For EU investors: CoinShares Asset Management SASU is authorised by the Autorité des marchés financiers (AMF) as an alternative investment fund manager (AIFM) under n°GP19000015. Its office is located at 17 rue de la Banque, 75002 Paris, France.

Copyright © 2026 CoinShares All Rights Reserved