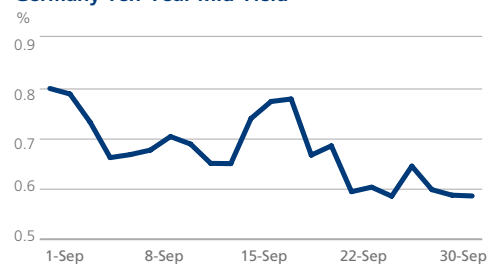


## Tradeweb Government Bond Report - September 2015

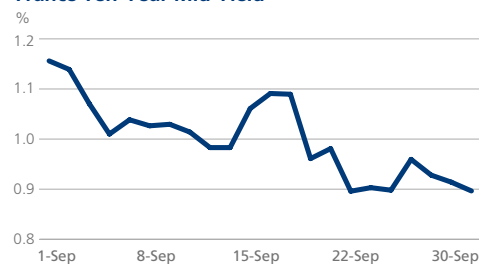
### EUROPE

|                | Ten-Year Benchmark Government Bond Data |                                |                             |                               |                                |                        |                         |                         |                          |
|----------------|---|--------------------------------|-----------------------------|-------------------------------|--------------------------------|------------------------|-------------------------|-------------------------|--------------------------|
|                | Month-end yield (%)                     | Change on previous month (bps) | Spread vs German Bund (bps) | Yield low - current month (%) | Yield high - current month (%) | 36-month yield low (%) | 36-month yield low date | 36-month yield high (%) | 36-month yield high date |
| Austria        | 0.89                                    | -20.55                         | 29.90                       | 0.87                          | 1.10                           | 0.19                   | 20/04/15                | 2.47                    | 10/09/13                 |
| Belgium        | 0.90                                    | -22.90                         | 31.40                       | 0.90                          | 1.15                           | 0.34                   | 15/04/15                | 2.91                    | 10/09/13                 |
| Denmark        | 0.86                                    | -10.45                         | 27.15                       | 0.83                          | 1.05                           | 0.06                   | 12/02/15                | 2.23                    | 10/09/13                 |
| Finland        | 0.77                                    | -18.35                         | 18.40                       | 0.76                          | 0.98                           | 0.19                   | 20/04/15                | 2.31                    | 10/09/13                 |
| France         | 0.90                                    | -23.90                         | 31.00                       | 0.90                          | 1.16                           | 0.35                   | 15/04/15                | 2.63                    | 10/09/13                 |
| Germany        | 0.59                                    | -20.05                         |                             | 0.59                          | 0.80                           | 0.07                   | 20/04/15                | 2.04                    | 05/09/13                 |
| Greece         | 8.15                                    | -82.80                         | 756.20                      | 8.01                          | 9.22                           | 5.51                   | 05/09/14                | 19.13                   | 01/10/12                 |
| Ireland        | 1.23                                    | -20.40                         | 64.00                       | 1.20                          | 1.45                           | 0.65                   | 15/04/15                | 5.02                    | 01/10/12                 |
| Italy          | 1.72                                    | -22.30                         | 113.20                      | 1.72                          | 1.99                           | 1.13                   | 11/03/15                | 5.12                    | 04/10/12                 |
| Netherlands    | 0.78                                    | -20.00                         | 19.30                       | 0.77                          | 1.00                           | 0.15                   | 20/04/15                | 2.50                    | 26/12/13                 |
| Portugal       | 2.39                                    | -22.65                         | 180.00                      | 2.39                          | 2.72                           | 1.54                   | 16/03/15                | 8.79                    | 01/10/12                 |
| Spain          | 1.88                                    | -20.40                         | 129.65                      | 1.88                          | 2.14                           | 1.08                   | 11/03/15                | 5.92                    | 14/11/12                 |
| Sweden         | 0.71                                    | 2.75                           | 12.45                       | 0.62                          | 0.85                           | 0.23                   | 17/04/15                | 2.73                    | 05/09/13                 |
| United Kingdom | 1.77                                    | -18.05                         | 118.35                      | 1.74                          | 1.95                           | 1.34                   | 30/01/15                | 3.07                    | 27/12/13                 |

#### Germany Ten-Year Mid Yield



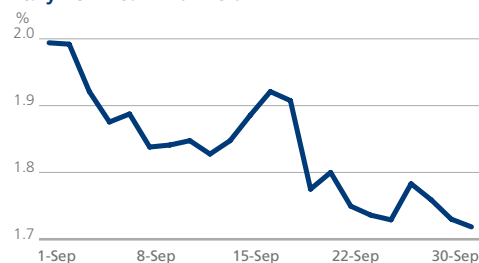
#### France Ten-Year Mid Yield



#### Spain Ten-Year Mid Yield



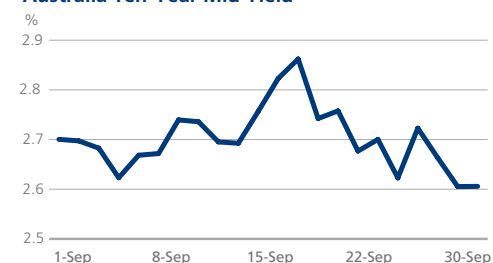
#### Italy Ten-Year Mid Yield



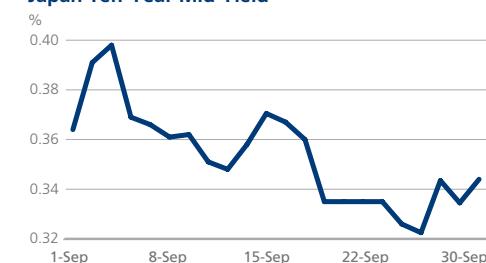
### ASIA PACIFIC

|           | Ten-Year Benchmark Government Bond Data |                                |                             |                               |                                |                        |                         |                         |                          |
|-----------|---|--------------------------------|-----------------------------|-------------------------------|--------------------------------|------------------------|-------------------------|-------------------------|--------------------------|
|           | Month-end yield (%)                     | Change on previous month (bps) | Spread vs German Bund (bps) | Yield low - current month (%) | Yield high - current month (%) | 36-month yield low (%) | 36-month yield low date | 36-month yield high (%) | 36-month yield high date |
| Australia | 2.61                                    | -3.34                          | 201.93                      | 2.61                          | 2.86                           | 2.27                   | 14/04/15                | 4.32                    | 09/01/14                 |
| Japan     | 0.34                                    | -3.20                          | -24.25                      | 0.32                          | 0.40                           | 0.20                   | 19/01/15                | 0.93                    | 29/05/13                 |

#### Australia Ten-Year Mid Yield



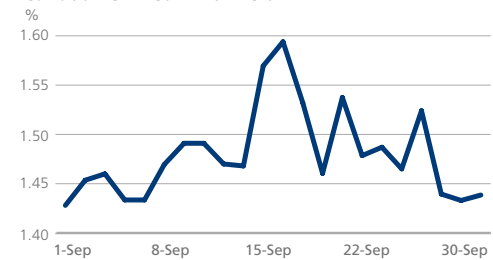
#### Japan Ten-Year Mid Yield



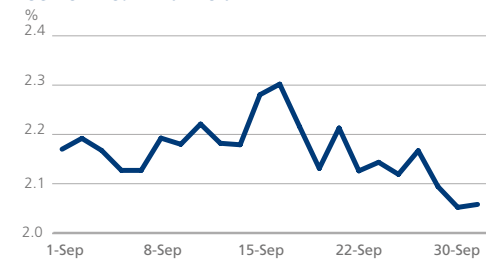
### AMERICAS

|               | Ten-Year Benchmark Government Bond Data |                                |                             |                               |                                |                        |                         |                         |                          |
|---------------|---|--------------------------------|-----------------------------|-------------------------------|--------------------------------|------------------------|-------------------------|-------------------------|--------------------------|
|               | Month-end yield (%)                     | Change on previous month (bps) | Spread vs German Bund (bps) | Yield low - current month (%) | Yield high - current month (%) | 36-month yield low (%) | 36-month yield low date | 36-month yield high (%) | 36-month yield high date |
| Canada        | 1.44                                    | -4.85                          | 85.20                       | 1.43                          | 1.59                           | 1.24                   | 02/02/15                | 2.81                    | 10/09/13                 |
| United States | 2.06                                    | -14.10                         | 147.15                      | 2.05                          | 2.30                           | 1.57                   | 16/11/12                | 3.01                    | 01/01/14                 |

#### Canada Ten-Year Mid Yield



#### US Ten-Year Mid Yield



#### ABOUT DATA SHEET

DataSheet is a monthly report that aggregates ten-year benchmark government bond data. All yields cited are mid-yields. Source: Tradeweb, 1 October 2015

#### FIND OUT MORE

**Louise Collins**  
louise.collins@tradeweb.com  
+44 (0)20 7776.0943

**Angeliki Kallipoliti**  
angeliki.kallipoliti@tradeweb.com  
+44 (0)20 7776.0958