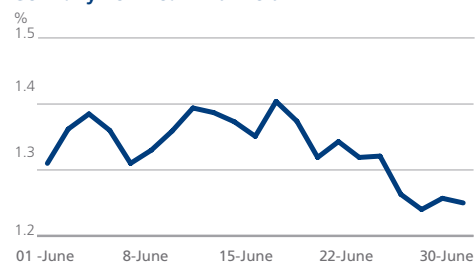


Tradeweb Government Bond Report - June 2014

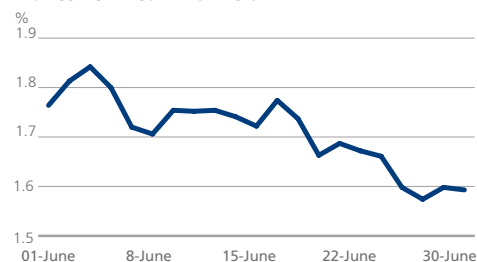
EUROPE

	Ten-Year Benchmark Government Bond Data								
	Month-end yield (%)	Change on previous month (bps)	Spread vs German Bund (bps)	Yield low - current month (%)	Yield high - current month (%)	36-month yield low (%)	36-month yield low date	36-month yield high (%)	36-month yield high date
Austria	1.56	1.70	30.90	1.49	1.73	1.43	02/05/13	3.82	25/11/11
Belgium	1.70	-18.80	44.70	1.69	1.97	1.69	26/06/14	5.82	25/11/11
Denmark	1.29	-7.10	4.00	1.27	1.46	0.94	20/07/12	3.25	01/07/11
Finland	1.44	-15.45	19.30	1.44	1.68	1.32	02/05/13	3.34	30/06/11
France	1.59	-16.65	34.30	1.57	1.84	1.57	26/06/14	3.71	24/11/11
Germany	1.25	-5.55		1.24	1.40	1.16	02/05/13	3.03	01/07/11
Greece	5.90	-29.50	465.15	5.53	6.33	5.53	10/06/14	37.46	07/03/12
Ireland	2.35	-25.05	110.10	2.32	2.63	2.32	26/06/14	13.84	18/07/11
Italy	2.74	-22.60	148.55	2.71	3.01	2.71	09/06/14	7.25	25/11/11
Netherlands	1.48	-14.35	23.45	1.48	1.70	1.33	02/05/13	3.34	01/07/11
Portugal	3.64	2.90	238.90	3.31	3.66	3.31	11/06/14	16.38	30/01/12
Spain	2.66	-18.85	141.30	2.58	2.87	2.58	09/06/14	7.56	24/07/12
Sweden	1.71	-9.00	45.60	1.70	1.87	1.12	05/06/12	2.92	05/07/11
UK	2.67	11.00	142.05	2.61	2.78	1.44	02/08/12	3.39	01/07/11

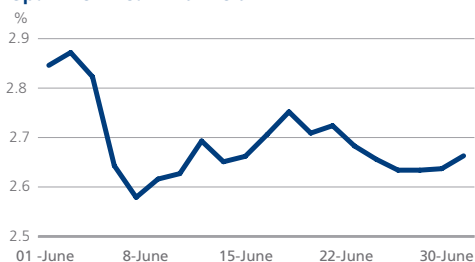
Germany Ten-Year Mid Yield



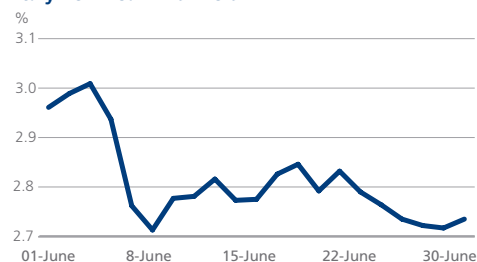
France Ten-Year Mid Yield



Spain Ten-Year Mid Yield



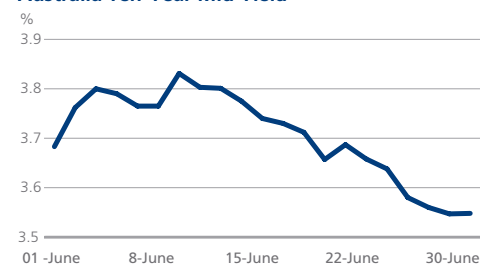
Italy Ten-Year Mid Yield



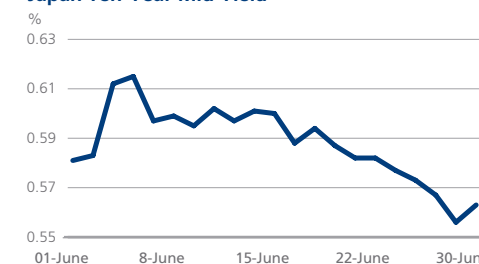
ASIA PACIFIC

	Ten-Year Benchmark Government Bond Data								
	Month-end yield (%)	Change on previous month (bps)	Spread vs German Bund (bps)	Yield low - current month (%)	Yield high - current month (%)	36-month yield low (%)	36-month yield low date	36-month yield high (%)	36-month yield high date
Australia	3.55	-10.47	229.81	3.55	3.83	2.72	23/07/12	4.56	28/10/11
Japan	0.56	-0.85	-68.65	0.56	0.61	0.45	04/04/13	1.18	06/07/11

Australia Ten-Year Mid Yield



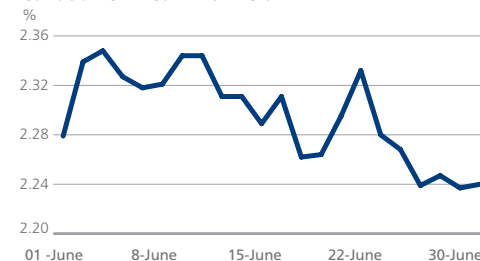
Japan Ten-Year Mid Yield



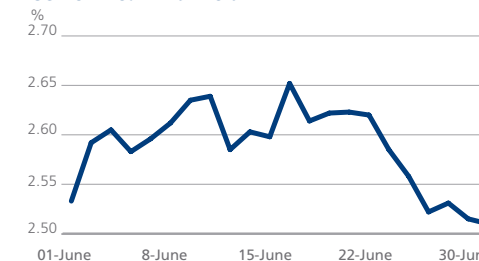
AMERICAS

	Ten-Year Benchmark Government Bond Data								
	Month-end yield (%)	Change on previous month (bps)	Spread vs German Bund (bps)	Yield low - current month (%)	Yield high - current month (%)	36-month yield low (%)	36-month yield low date	36-month yield high (%)	36-month yield high date
Canada	2.24	-0.45	98.75	2.24	2.35	1.57	24/07/12	3.11	01/07/11
United States	2.52	5.90	126.55	2.52	2.65	1.40	24/07/12	3.20	04/07/11

Canada Ten-Year Mid Yield



US Ten-Year Mid Yield



ABOUT DATA SHEET

DataSheet is a monthly report that aggregates ten-year benchmark government bond data. All yields cited are mid-yields. Source: Tradeweb, 1 July 2014

FIND OUT MORE

Louise Collins

louise.collins@tradeweb.com
+44 (0)20 7776.0943

Angeliki Kallipoliti

angeliki.kallipoliti@tradeweb.com
+44 (0)20 7776.0958