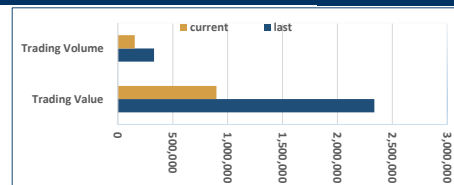


### Total Equity Trading

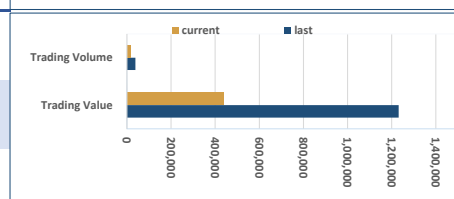
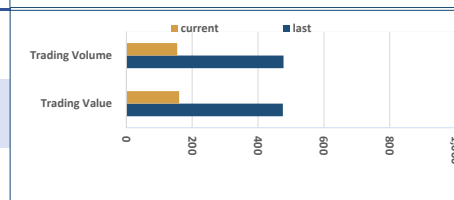
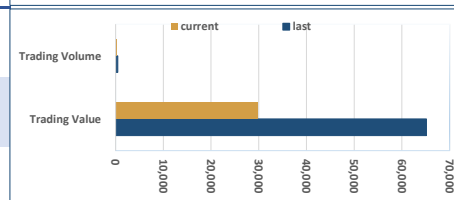
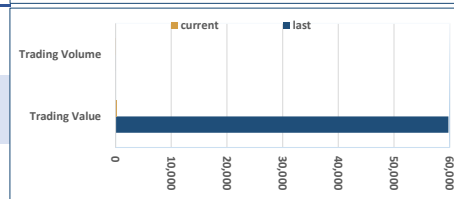
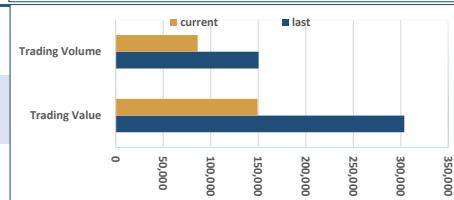
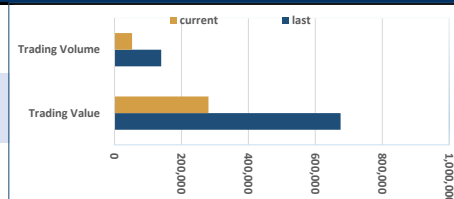
Description		current	last	change (%)	YTD*
Trading Value	IRR Billion	897,241	2,335,924	-61.59	18,215,221
Trading Volume	Shares - Million	153,330	329,138	-53.41	2,520,564
Trade Number		2,364,155	5,283,098	-55.25	35,959,658
Trading Days		2	5	--	69

### Value & Volume Fluctuations



### Trades by Market

Markets		current	last	change (%)	YTD
First Market	Trading Value (IRR Bil)	280,501	675,536	-58.48	3,824,791
	Trading Volume (Mil shares)	52,572	139,420	-62.29	961,326
	Trade Number	744,691	1,784,405	-58.27	13,363,199
Second Market	Trading Value (IRR Bil)	149,339	303,712	-50.83	1,737,115
	Trading Volume (Mil shares)	86,147	150,342	-42.70	1,147,837
	Trade Number	773,530	1,275,992	-39.38	8,657,753
Debt Market	Trading Value (IRR Bil)	295	59,795	-99.51	385,406
	Trading Volume (Mil lots)	0	63	-99.42	409
	Trade Number	19	660	-97.12	5,100
Derevitives Market	Trading Value (IRR Bil)	29,796	65,154	-54.27	486,054
	Volume (Mil contracts)	178	471	-62	10,340
	Trade Number	527,421	1,365,978	-61.39	7,454,043
Professional Investment Market	Trading Value (IRR Bil)	160	476	-66.26	3,856
	Volume (Mil contracts)	155	477	-67.61	3,849
	Trade Number	1,442	3,249	-55.62	32,839
ETFs	Trading Value (IRR Bil)	437,150	1,231,251	-64.50	11,777,998
	Trading Volume (Mil units)	14,279	38,365	-62.78	396,802
	Trade Number	317,052	852,814	-62.82	6,446,724



\* YTD: 21 March is the beginning of the Iranian year.

\*\* Due to the Funeral ceremony of the late Suprim Leader from Saturday to Monday, there were two working days this week.

### Indices

	current	last	change value	change (%)	BoY	YTD (change)	YTD (%)	Broad Index Movement
Financial Index	4,535,610	4,474,120	61,490	1.37	3,087,672	1,447,939	46.89	
Largest 30 Index	378,552	372,042	6,510	1.75	263,470	115,082	43.68	
Free Float Index	6,711,581	6,601,594	109,987	1.67	4,685,655	2,025,926	43.24	
First Market Index	4,322,833	4,242,153	80,680	1.90	3,020,758	1,302,075	43.10	
Second Market Index	9,254,055	9,075,509	178,545	1.97	6,590,201	2,663,853	40.42	
Industrial Index	5,054,579	4,954,895	99,684	2.01	3,568,387	1,486,193	41.65	
Price 50 Index	19,513,332	18,997,605	515,727	2.71	13,689,482	5,823,850	42.54	
Price Index (w)	665,016	654,984	10,032	1.53	470,955	194,061	41.21	
Price Index	910,283	893,511	16,772	1.88	649,740	260,543	40.10	
Broad Index (w)	1,384,250	1,361,341	22,909	1.68	952,681	431,569	45.30	
Broad Index	5,286,856	5,187,265	99,591	1.92	3,713,956	1,572,900	42.35	
Most active 50 Index	219,770	215,568	4,202	1.95	156,567	63,203	40.37	

### Industry Weekly Trading Value

Most Active		
Industry	Trading Value (IRR Bil)	% of total trading value
Refined Petroleum Products	63,823	14.85%
Chemicals & By-products	58,740	13.67%
Financial Intermediation	45,583	10.60%
Diversified Industrials (Holdings)	36,756	8.55%
Basic Metals	32,694	7.61%

Least Active		
Industry	Trading Value (IRR Bil)	% of total trading value
Hotel & Resturant	90	0.015%
Publishing, Printing & Reproduction of Media	90	0.021%
Radio, TV & Communication Equipment	124	0.029%
Coal & Lignite Mining	170	0.040%
Textiles	184	0.043%

### Listed Company Weekly Return

Top Gainers			
Ticker	Company	Industry	Return (%)
SADR	Sadr Tamin Inv.	Metal Ores Mining	11.98
DARO	Darou pakhsh Pharmaceutical	Pharmaceutical & Medicinal Products	6.09
DTIP	Tamin Darou Pharmaceutical	Pharmaceutical & Medicinal Products	6.09
DRZK	Razak Pharmaceutical	Pharmaceutical & Medicinal Products	6.08
PGDR	Ghadir Petrochemical	Chemicals & By-products	6.06

Top Decliners			
Ticker	Company	Industry	Return (%)
SHGN	Hegmatan Cement	Cement, Lime & Plaster	-5.26
TMKH	Vehicle Axle Mfg. (VAMCO)	Motor Vehicles & Autoparts	-5.18
DMVN	Damavand Mineral	Metal Ores Mining	-4.91
SFRS	Fars cement	Cement, Lime & Plaster	-4.89
BENN	Behnough Iran	Food Products and Beverages except sugar	-4.84

### Tehran Securities Exchange

Floor: 2, No.: 3, 13 St., Aminpour Blvd., Saadatabad

Zip code: 1998896613 Tehran, Iran

Tel: 0098 21 26 74 11 81 – 26 74 11 91 Ext: 132

www.tse.ir email: int@tse.ir