



Tehran Stock Exchange

TSE Market Summary

www.tse.ir

int@tse.ir

Monthly Bulletin

November 2015

Market Overview

% Change

Variables	Nov.15	Oct.15	Dec-14	Oct.15	Dec-14
TEDPIX [1]	62,648	62,949	68,973	-0.5	-9.17
First Market	43,161	43,912	50,917	-1.7	-15.23
Second Market	140,969	138,491	134,949	1.8	4.46
Financial Index	127,302	132,544	132,157	-4.0	-3.67
Industrial Index	52,020	51,907	57,880	0.2	-10.12
FFA TEPIX [2]	68,937	69,980	78,977	-1.5	-12.71
TEFIX 30 [3]	2,643	2,716	3,096	-2.7	-14.62
Market Cap. (Mil \$)	89,956	90,927	116,638	-1.1	-22.88
P/E	5.73	5.63	7.09	---	---
Trading Days	22	20	20	10.0	10.00
Trade No.	677,896	590,842	1,029,277	14.7	-34.14
Exchange rate: \$ 1 = IRR [4]	30,086	29,957	27,138	0.4	10.86

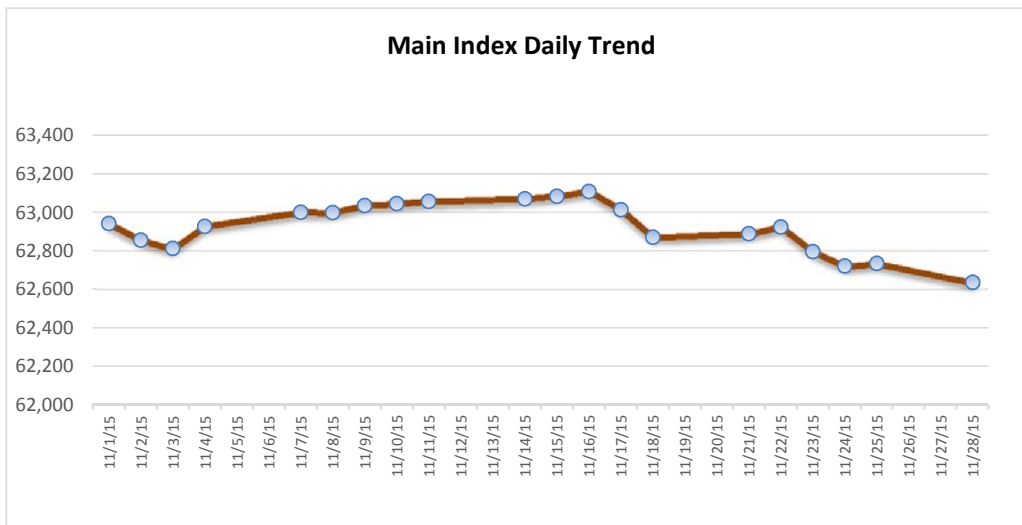
1. TSE Dividend & Price Index

2. TSE Free float Adjusted TEDPIX

3. TSE blue chip index

4. www.cbi.ir

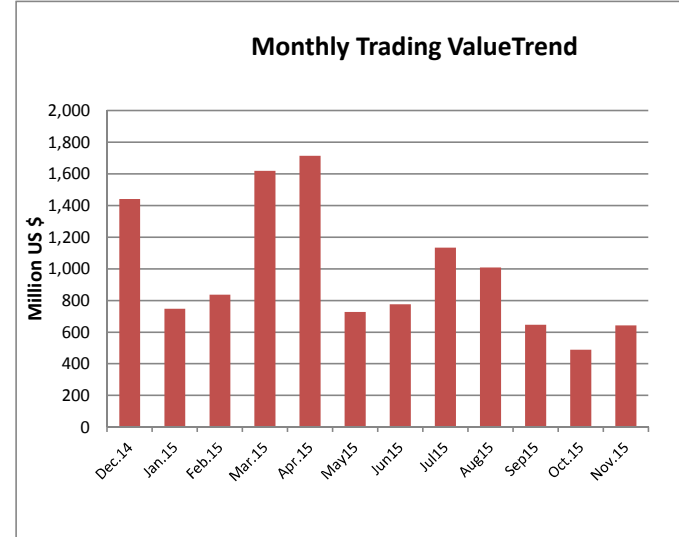
Main Index Daily Trend



Overview of Turnover

Month	Shares (Mil)	Turnover (Mil \$)	Daily Average (Mil \$)	Velocity
Dec.14	15,558	1,441	72	1.22
Jan.15	9,632	747	36	0.69
Feb.15	11,503	837	44	0.80
Mar.15	20,599	1,618	101	1.56
Apr.15	27,815	1,715	86	1.65
May15	9,486	728	36	0.75
Jun15	11,636	776	37	0.80
Jul15	17,196	1,134	63	1.17
Aug15	11,738	1,008	46	1.07
Sep15	10,349	646	29	0.74
Oct.15	8,005	488	24	0.54
Nov.15	10,439	643	29	0.71
Monthly Average	13,663	982	50	0.98

Monthly Trading Value Trend





Tehran Stock Exchange

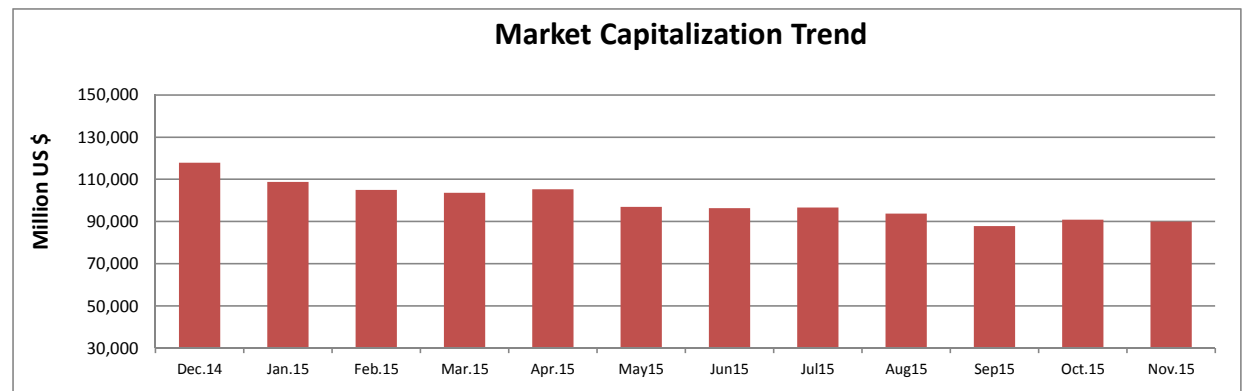
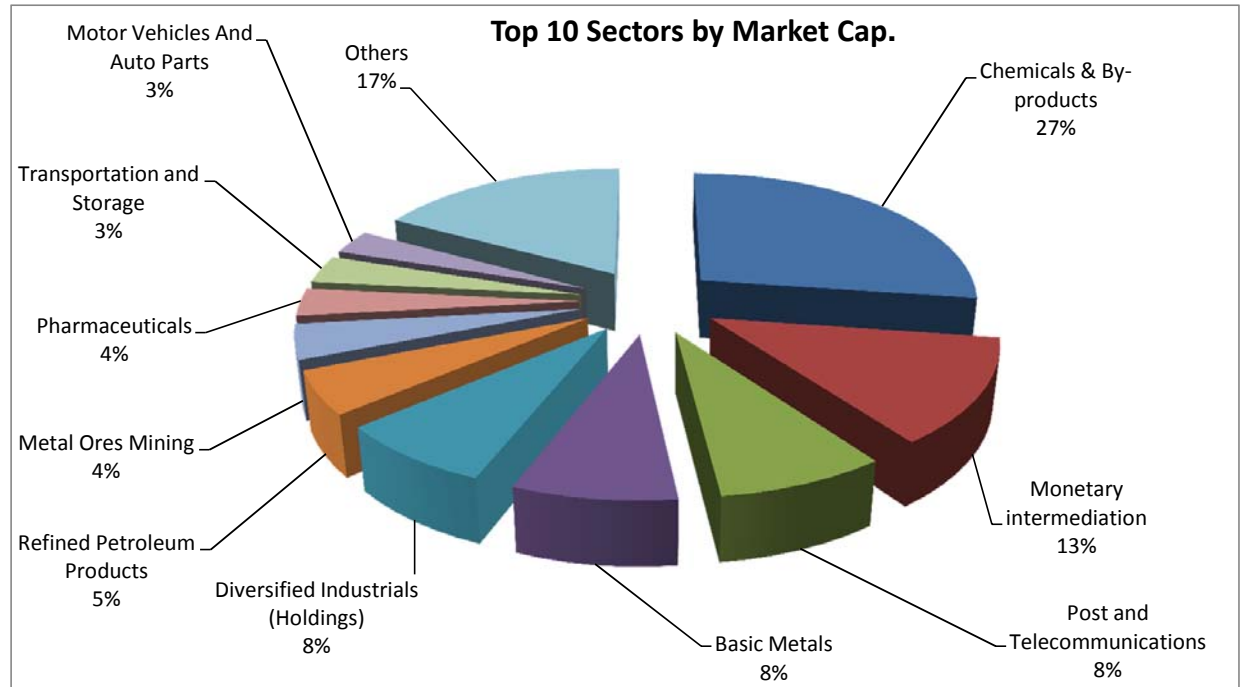
TSE Market Summary

November 2015

Monthly Bulletin

Overview of Market Cap (318 Companies and 37 Factories)

No.	Sector	Market Cap (Mil \$) Nov.15	% of total MC
1	Chemicals & By-products	24,498	27.2
2	Monetary intermediation	11,445	12.7
3	Post and Telecommunications	7,340	8.2
4	Basic Metals	7,095	7.9
5	Diversified Industrials (Holdings)	7,012	7.8
6	Refined Petroleum Products	4,707	5.2
7	Metal Ores Mining	3,786	4.2
8	Pharmaceuticals	3,025	3.4
9	Transportation and Storage	3,024	3.4
10	Motor Vehicles And Auto Parts	2,637	2.9
11	Technical & Engineering Services	2,238	2.5
12	Investment Companies	2,207	2.5
13	Cement, Lime & plaster	1,901	2.1
14	Computer & Related Activities	1,780	2.0
15	Utilities Supplying	1,459	1.6
16	Food Products and Beverages except sugar	953	1.1
17	Real Estate And Construction	774	0.9
18	Electric Machinery & Apparatus	706	0.8
19	Insurance & Pension funding Except Compulsory S	564	0.6
20	Machinery & Equipment	416	0.5
21	Rubber & Plastic Products	401	0.45
22	Fabricated Metal Products except Machinery & Eq	377	0.42
23	Other Non-metallic Mineral Products	315	0.35
24	Financial leasing	313	0.35
25	Sugar & Byproducts	238	0.26
26	Oil and Gas Extraction and Related Services Except	222	0.25
27	Ceramic & Tiles	163	0.18
28	Radio, TV & Communication Equipment	86	0.10
29	Medical, Precision & Optical Instruments	74	0.08
30	Tanning and Dressing of Leather	57	0.06
31	Textiles	51	0.06
32	Agriculture	25	0.03
33	Publishing, Printing & Reproduction of Media	24	0.03
34	Paper & By-products	22	0.02
35	Other Mining	8	0.01
36	Coal & Lignite Mining	8	0.01
37	Wood & By-products	5	0.01





Tehran Stock Exchange

TSE Market Summary

November 2015

Monthly Bulletin

ETFs Market

Variables	Nov.15	Oct.15	Δ%
No. of Trade	979	1,147	-14.6
Volume (Mil Units)	7	10	-30.4
Value (Mil \$)	2	3	-26.4

Debt Market

Variables	Nov.15	Oct.15	Δ%
No. of Trade	1,846	1,697	8.8
Volume (Mil Certificates)	4.7	5.7	-17.7
Value (Mil \$)	155	190	-18.3

Futures Market

Variables	Nov.15	Oct.15	Δ%
Traded Contracts	156	48	225.0
Open Interest	3	4	-25.0
Notional Value (USD)	7,069	8,046	-12.1

Option Market

Embedded Put Option	Nov.15	Oct.15	Δ%
No. of Trade	60	13	361.5
Volume (Certificates)	554,179	54,780	911.6
Value (USD)	121	211	-42.8

Iran's capital market Entities

1. Brokerage firms
2. Investment Banks
3. Investment Funds
4. Market makers
5. Portfolio management
6. Investment consultants
7. Financial information analysis
8. Listing advisors
9. Offering advisors

Tradable securities

1. Equities
2. Rights
3. Debt Securities (Islamic Participation Papers, Sukuks, CDs)
4. Single Stock Futures Contracts
5. Embedded Put Option Contracts
6. ETFs

Tehran Stock Exchange

No. 192, Hafez Ave.

Zip code: 1138964161 Tehran, Iran

Tel: +98 21 66730776 Fax: +98 21 66710111

www.tse.ir email: int@tse.ir

