



HKEx
香港交易所

Stock Options Revamp 2013

20 March 2013

Calvin Tai *Co-head of EFIC, Global Markets Division*

Irene Wong *Vice President, Derivatives Trading, Global Markets Division*

HKEx **STOCK OPTIONS**
LEVERAGE YOUR
INVESTMENT POWER



HKEX

Agenda

- 1 Stock Options Market in Hong Kong**
- 2 Why Revamp Now?**
- 3 Revamp Objectives & Initiatives**
- 4 Benefits to Stakeholders**
- 5 Stock Options Corner**

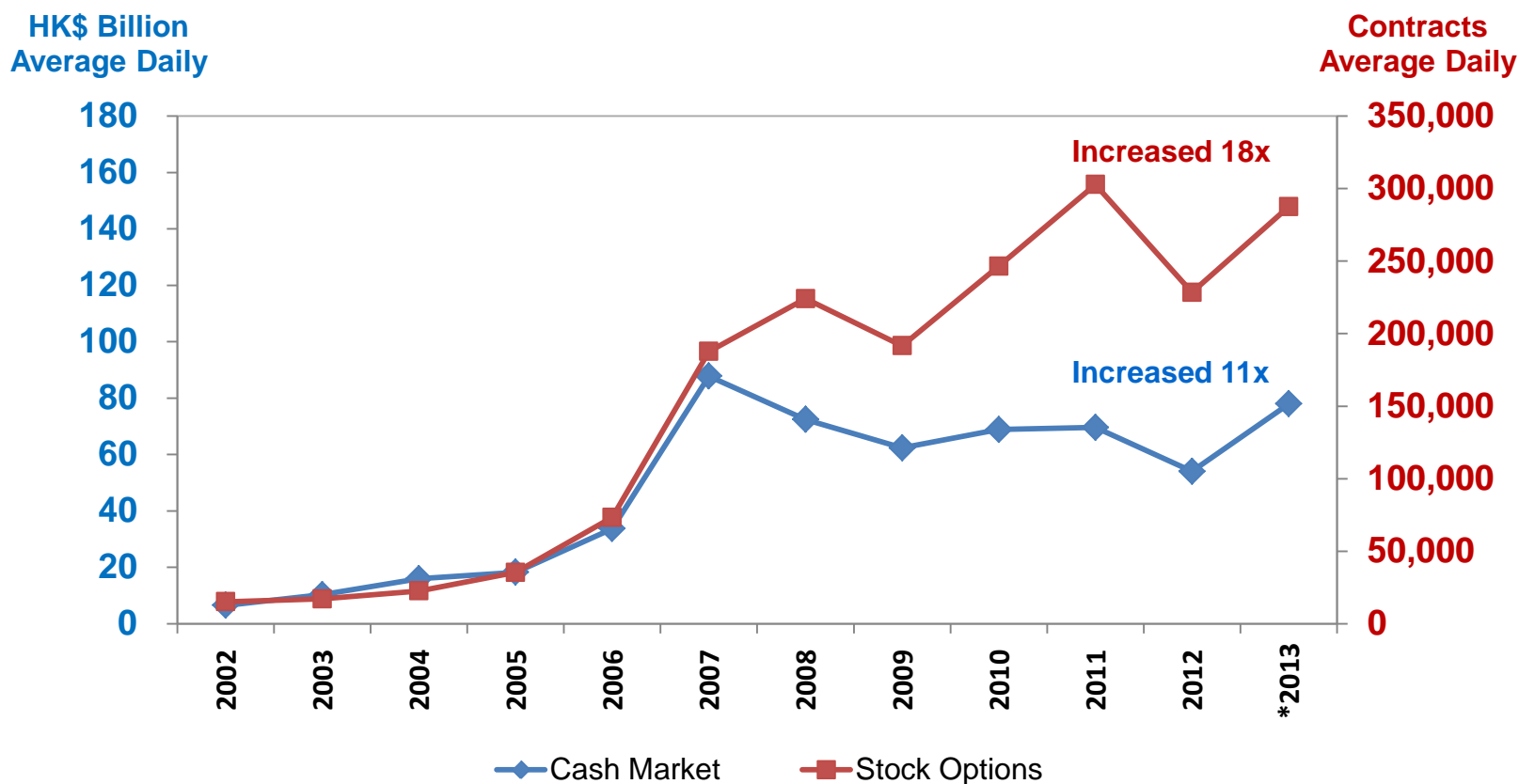
Stock Options Market Landscape

Hong Kong possesses a well-structured stock options market of :

- **Active Trading Market Environment**
 - Average daily volume of 230,000 contracts in 2012
- **Heterogeneous Market Participation**
 - Over 80 Participants consisting of local and international brokerages, serving clients range of retail, corporate, banks and funds
- **Wide Product Breadth & Design**
 - 65 option classes in 20 industries
 - 230 series per class on average
- **Liquidity Provision**
 - Effective, systematic market making system
 - Two types of market makers
 - (a) Quote Request Market Makers (QRMM)
 - (b) Continuous Quote Market Makers (CQMM)

Growth of Trading Volume since 2002

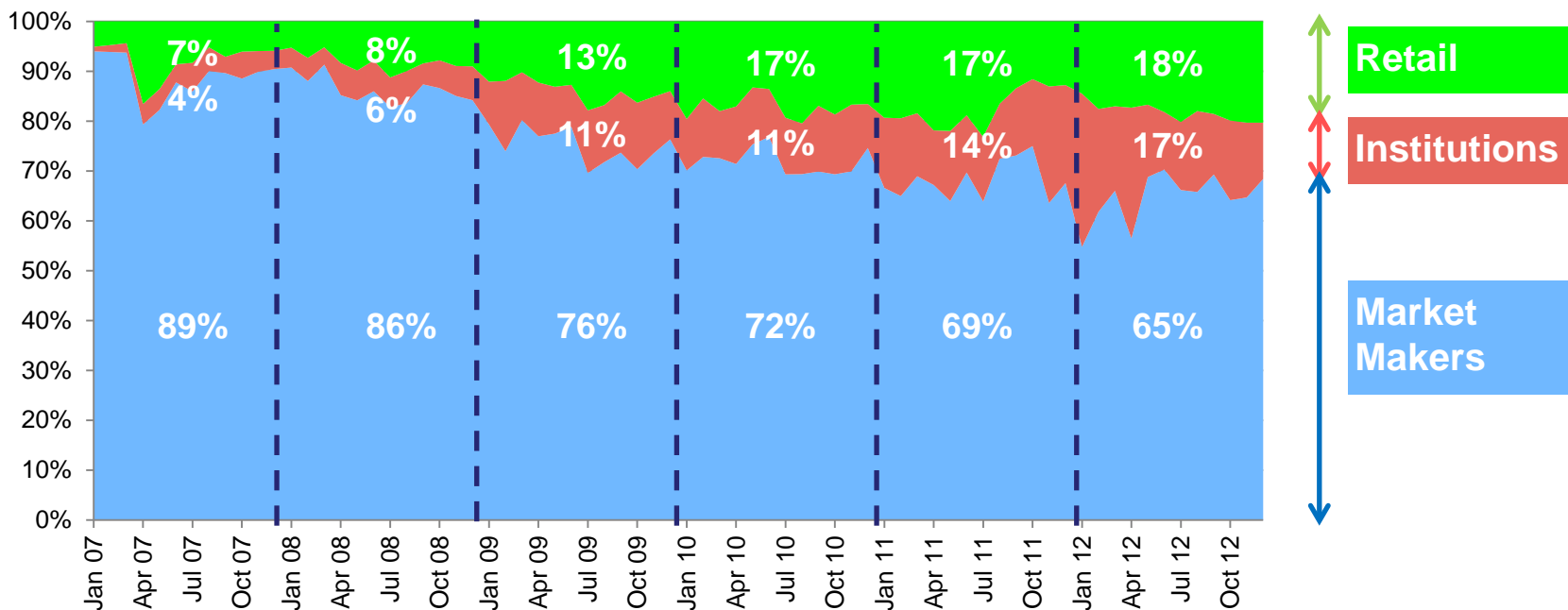
- Growth of stock options surpassed that of the cash market in the period



*Up till Feb 2013

Heterogeneous Market Participation

- Increasing market participation from retail and institutions
- Options Trading Participants increased from 51 to 87 (up 71%) in 5 years



HKEx Stock Options Market Participation Distribution 2007-2012

Product Breadth & Design

- Continuously introduce new option classes according to market interest and change in macroeconomic environment

Hotels, Casinos & Leisure Facilities:

Sands China, Galaxy Entertainment,

IT-Software & Services:

Tencent Holdings

A-Shares ETF:

CSOP FTSE China A50 ETF

iShares FTSE A50 China Index ETF

W.I.S.E. CSI 300 China Tracker

ChinaAMC CSI 300 Index ETF

- Broad selection in strikes & contract months

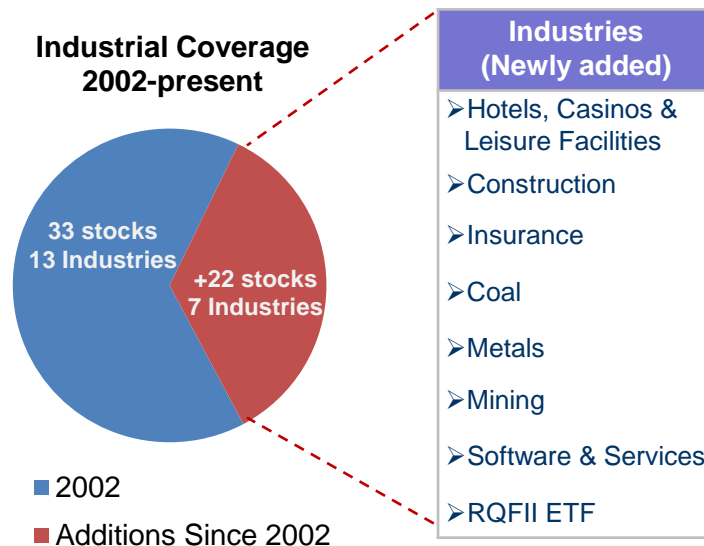
2002: 80 series per class on average

Present: 230 series per class now on average (~3x times)

- Enhancement in liquidity provision

QRMM - Shorten response time with longer holding time

CQMM - Increase quote provision series per option class



Agenda

- 1 Stock Options Market in Hong Kong
- 2 Why Revamp Now?
- 3 Revamp Objectives & Initiatives
- 4 Benefits to Stakeholders
- 5 Stock Options Corner

Why Revamp Now?

Market Environment

- The market has growing interest in option linked products versus caution about counterparty risk (even between banks / corporates)
- More stringent regulatory environment has led to increased demand for higher product and price transparency
- Sales procedures for investment products are getting more complicated

Why Revamp Now?

Value Proposition: Listed Stocks Options on HKEx

- HKEx acts as a Central Counter Party (CCP) to mitigate counter party risk
- Listed stock options are trading on a highly visible and transparent platform
- Availability of secondary market provides accessible mark-to-market information for better valuation and risk management
- Investors are able to use the HKEx listed options platform to execute yield-enhancing strategies

Agenda

1 Stock Options Market in Hong Kong

2 Why Revamp Now?

3 Revamp Objectives & Initiatives

4 Benefits to Stakeholders

5 Stock Options Corner

Key Objectives of the Revamp

1. Reduce Trading Fee

- Tier Structure Review

2. Increase Price Visibility

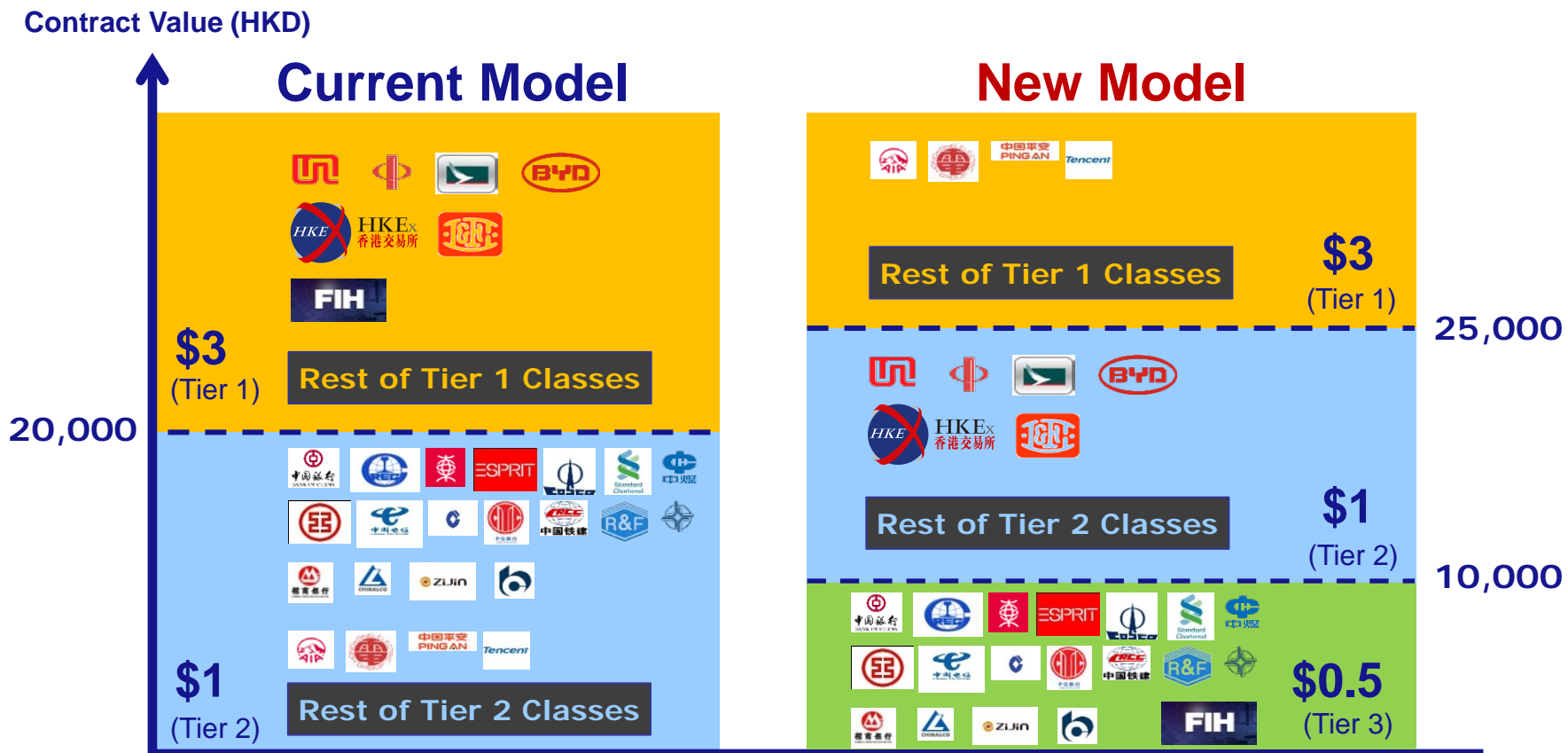
- Primary Market Maker Programme
- Price Dissemination Promotion
- Stock Options Corner

3. Enhance Tradability > Improve Micro-infrastructure

- Introduction of 4th Contract Month
- Reduce Minimum Trading Spread

Reduce Trading Fee by Tier Review

- Maintain competitiveness along with OTC trading market



➤ 26 classes will have a trading fee reduction ranging from 50% to 83%

Introduction of Primary Market Maker Programme (PMM)

- To expand coverage of stock options price quotation
- Pilot scheme
 - 5 PMM permits in each eligible classes maximum
 - On 5 selected classes
 HSBC Holdings Plc, CNOOC Limited, China Mobile Limited, AIA Group Limited, China Life Insurance Company Limited
- Next step
 - To expand coverage to more classes when the market is ready after HKATS upgrade to Genium INET Platform

		<u>CQMM</u>	<u>QRMM</u>	<u>PMM</u>	<u>Enhancement</u>
Obligations	➤ Series Covered	24		120	5 Times
	➤ Provision Time	50%		> 80%	Up 60%
	➤ Response Rate		50%	> 80%	Up 60%

Before Introduction of Primary Market Maker Programme (PMM)



Center Strike		296) Calls/Puts				297) Calls		298) Puts		299) Term Structure	
Calls						Puts					
	Strike	Last	Bid	Ask	Volm		Strike	Last	Bid	Ask	Volm
29 Apr 13 (42d); CSize 500; R .26; IFwd 81.28						29 Apr 13 (42d); CSize 500; R .26; IFwd 81.28					
1)	60.00	22.58y				67)	60.00	.01y			
2)	65.00	17.58y				68)	65.00	.01y			
3)	70.00	11.50			2	69)	70.00	.01y			
4)	72.50	10.10y				70)	72.50	.02y			
5)	75.00	7.65y				71)	75.00	.07y			
6)	77.50	4.27	4.11		36	72)	77.50	.41		.44	660
7)	80.00	2.36	2.30	2.39	247	73)	80.00	1.08	1.03	1.12	3215
8)	82.50	1.15	1.10	1.17	638	74)	82.50	2.38	2.35	2.42	438
9)	85.00	.50	.38	.51	423	75)	85.00	4.21	4.20	4.25	180
10)	87.50	.22	.15	.23	109	76)	87.50	6.45	6.40	6.48	16
11)	90.00	.12		.14	42	77)	90.00	8.90	8.82		13
12)	92.50	.06			169	78)	92.50	9.98y			
13)	95.00	.02y				79)	95.00	13.36			20
14)	97.50	.01y				80)	97.50	14.95y			
15)	100.00	.01			10	81)	100.00	17.45y			
16)	102.50	.01y				82)	102.50	19.95y			
17)	105.00	.01y				83)	105.00	22.45y			
18)	107.50	.01y				84)	107.50	24.95y			
19)	110.00	.01y				85)	110.00	27.45y			

Default color legend

Zoom 100%

After Introduction of Primary Market Maker Programme (PMM)

Center Strike		296) Calls/Puts				297) Calls		298) Puts		299) Term Structure				
Calls										Puts				
Strike	Last	Bid	Ask	Volm	Strike	Last	Bid	Ask	Volm					
29 Apr 13 (42d); CSize 500; R .26; IFwd 81.28					29 Apr 13 (42d); CSize 500; R .26; IFwd 81.28									
1) 60.00	22.58y	22.20	22.81		67) 60.00	.01y								
2) 65.00	17.58y	16.50	17.99		68) 65.00	.01y								
3) 70.00	11.50	10.75	11.87	2	69) 70.00	.01y	.01	.02						
4) 72.50	10.10y	9.98	10.23		70) 72.50	.02y	.02	.04						
5) 75.00	7.65y	7.22	7.75		71) 75.00	.07y	.05	.08						
6) 77.50	4.27	4.11	4.33	36	72) 77.50	.41	.38	.44	660					
7) 80.00	2.36	2.30	2.39	247	73) 80.00	1.08	1.03	1.12	3215					
8) 82.50	1.15	1.10	1.17	638	74) 82.50	2.38	2.35	2.42	438					
9) 85.00	.50	.38	.51	423	75) 85.00	4.21	4.20	4.25	180					
10) 87.50	.22	.15	.23	109	76) 87.50	6.45	6.40	6.48	16					
11) 90.00	.12	.09	.14	42	77) 90.00	8.90	8.82	9.20	13					
12) 92.50	.06	.05	.08	169	78) 92.50	9.98y	9.80	10.11						
13) 95.00	.02y	.02	.07		79) 95.00	13.36	13.30	14.00	20					
14) 97.50	.01y	.01	.06		80) 97.50	14.95y	14.50	16.30						
15) 100.00	.01	.01	.05	10	81) 100.00	17.45y	17.00	18.52						
16) 102.50	.01y	.01	.03		82) 102.50	19.95y	19.55	21.01						
17) 105.00	.01y				83) 105.00	22.45y	22.10	22.88						
18) 107.50	.01y				84) 107.50	24.95y								
19) 110.00	.01y				85) 110.00	27.45y								

% Default color legend

Zoom

100%

Price Dissemination Promotion

Promotion Scheme

HKEx will waive subscriber fee of top price level for real time stock option prices* for one year

Benefit

- Brokers: Ability to expand customer base by freely disseminating stock option prices on corporate websites through HKEx licensed information vendor
- Investors: To view market data for free and more easily on broker or information vendor website

*top price level provided on a snapshot basis (including bid/ask price and volume, high/low, traded price and volume)

Stock Options Corner

Beginners

- Access to product information, educational materials include publications and videos

Current investors of stock options

- Offers stock options analytical and risk management tools

Brokers

- Can be used as a selling tool and for client education

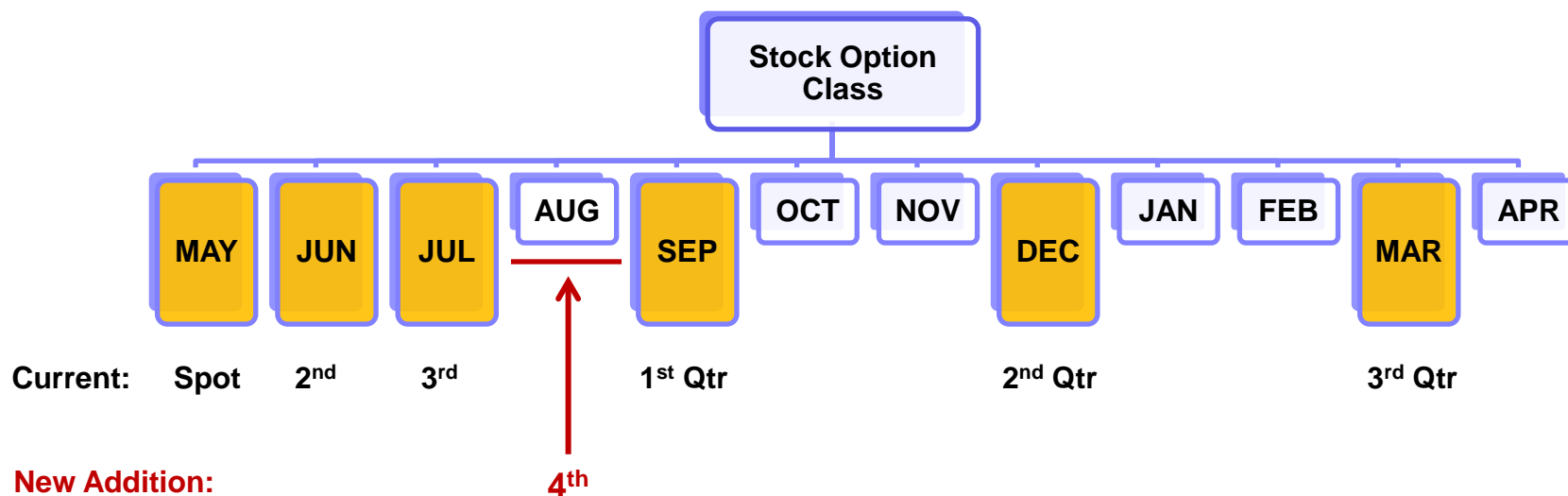
Interested parties starting stock options business

- Procedures, checklists, resources required, time frame

Introduction of 4th Expiry Month

➤ Introduction of 4th Expiry Month

- Expanding contract selection to 7 expiry months
- To ensure availability of at least 3-month maturity for trading (which is common in OTC market)



Reduce Minimum Trading Spread

➤ Reduce Minimum Trading Spread

- To improve trading efficiency in terms of spread cost
- Reduce minimum trading spreads to 1/1000 dollar (\$0.001) for selected options with low-priced underlying stocks

	Underlying Price	Option Price (5% premium)	Spread	Spread %
HSBC	\$80	\$4.00	\$0.01	0.25%
Bank of China	\$4	\$0.20	\$0.01	5.0%
Bank of China (After Reduction)	\$4	\$0.20	\$0.001	0.5%

Timeline

<u>Objective</u>	<u>Initiative</u>	<u>Implementation</u>
1. Reduce Trading Fee	<ul style="list-style-type: none"> Tier Structure Review 	2 May 2013
2. Increase Price Visibility	<ul style="list-style-type: none"> Primary Market Maker Programme Price Dissemination Promotion Stock Options Corner 	Q2, 2013 2 May 2013 20 March 2013
3. Enhance Tradability > Improve Micro- infrastructure	<ul style="list-style-type: none"> Introduction of 4th Contract Month Reduce Minimum Trading Spread 	2 May 2013 Q4, 2013 (after HKATS upgrade to Genium INET Platform)

Agenda

1 Stock Options Market in Hong Kong

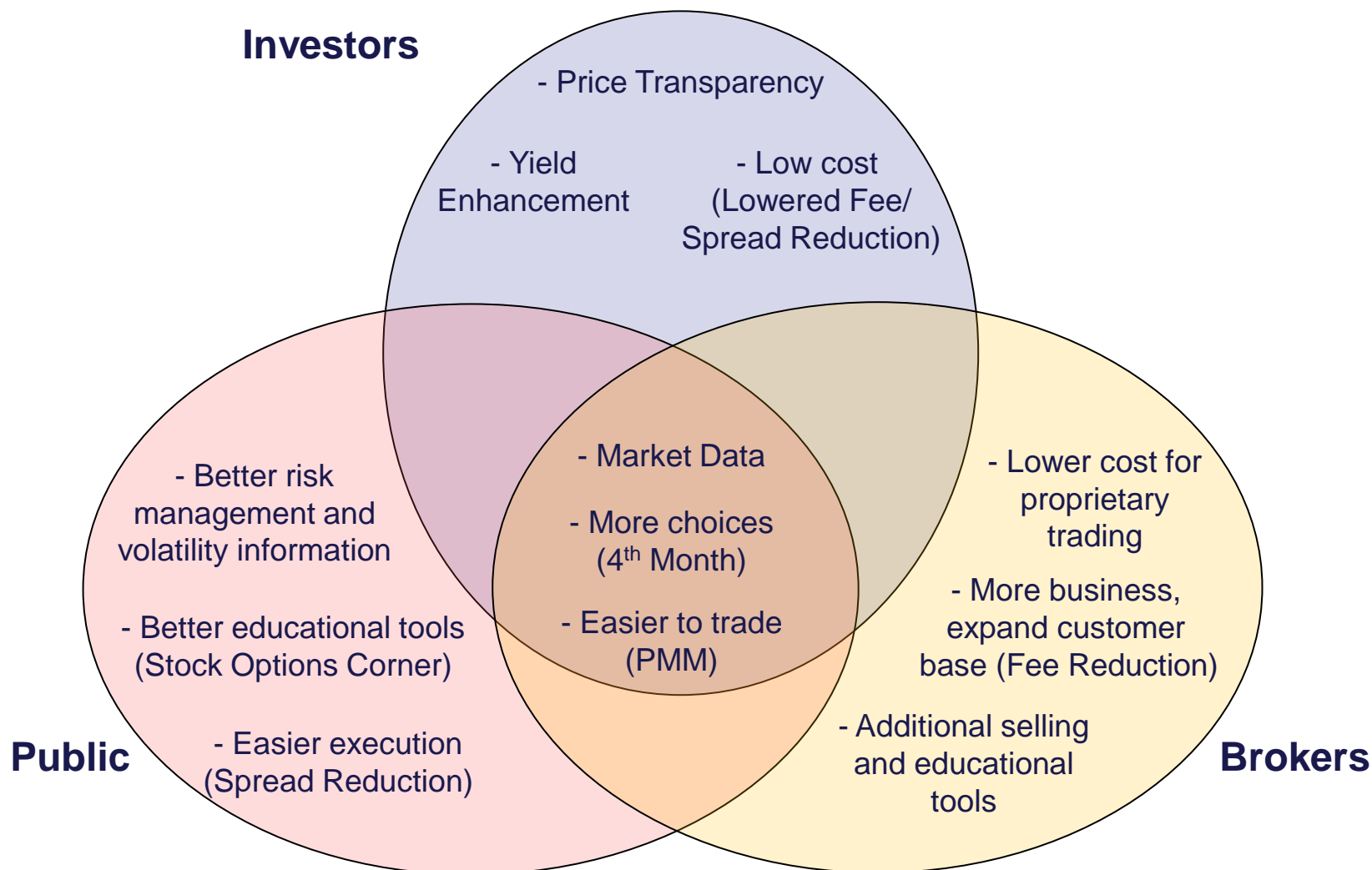
2 Why Revamp Now?

3 Revamp Objectives & Initiatives

4 Benefits to Stakeholders

5 Stock Options Corner

Benefits to Stakeholders




Agenda

- 1 Stock Options Market in Hong Kong
- 2 Why Revamp Now?
- 3 Revamp Objectives & Initiatives
- 4 Benefits to Stakeholders
- 5 Stock Options Corner

HKEx Stock Options Corner

www.hkex.com.hk/stockoptions






Website Search

Stock Quote Search

Stock Code Company Name

ENG | 繁體 | 簡體 | Mobile

Contact | FAQ | Site Map | 

Investment Service Centre | Listing Matters | **Products & Services** | Market Operations | Rules & Regulations | Statistics & Research | News & Consultations | About HKEx

Home > Products & Services > Derivatives Products > **Stock Options**

Products & Services


- Securities Products
- Derivatives Products
- Clearing Services
- Data Products
- Issuer Services
- Hosting Services

Stock Options

Updated: 20/03/2013


The HKEx stock options corner aims to provide investors with a comprehensive platform to obtain Hong Kong stock options information. Beginners can refer to Options ABC and Options Strategies to learn about the basics of stock options. More advanced investors can use Options/Warrants Calculator and Portfolio Analyser to estimate theoretical values of options. Investors can also search for stock options and view top ten traded options series and options prices in a user-friendly way.

- ▶ Stock Options Search
- ▶ Top 10 Traded Stock Option Series
- ▶ Publications
- ▶ Options Tools
- ▶ Options Education
- ▶ Trading Information
- ▶ Market Maker Information
- ▶ Statistics
- ▶ Stock Options Circulars
- ▶ Frequently Asked Questions
- ▶ Setting up a Stock Options Business (Coming soon)
- ▶ Stock Options Information Dissemination (Coming soon)
- ▶ Site Map



Introductory Video

Press to view




倍增投資力量

有獎問答遊戲

3月25日開始

*香港交易所贊助



INTRODUCTORY GUIDE TO THE STOCK OPTIONS CORNER

Press here to download

HKEx Stock Options Corner

Over 10 New Options Tools



Highlights:

Beginners Learning Tools	Current Investors Analytical Tools	Brokers Practical trading tools
<ul style="list-style-type: none"> • Provide education materials • Provide product information 	<ul style="list-style-type: none"> • Provide analytical and risk management tools 	<ul style="list-style-type: none"> • Provide trading information • Provide information on setting up stock options business
<ul style="list-style-type: none"> • Options ABC • Educational video 	<ul style="list-style-type: none"> • Options/Warrants Calculator • Volatility comparison charts 	<ul style="list-style-type: none"> • Stock Options Search • Stock Option Details
	<ul style="list-style-type: none"> • Portfolio analyser • Price/volatility matrices 	<ul style="list-style-type: none"> • Gross margin estimator • Margin data search

Aims to cover all kinds of users and investors

Facebook game

25 March - 24 April

Sponsored by HKEx



- Watch 6 videos to test your stock options knowledge
- More than 30 prizes to be given including smartphones !



HKEx 股票期權 

倍增投資力量 有獎問答遊戲

收益
股票價格

股票期權在現今的金融市場中已被廣泛應用，市場內有不少投資產品已具有期權結構的成份。在今天這個著重風險管理的年代，股票期權已是不容或缺的工具。

立即參加

www.facebook.com/xxxxxxxxxx

每階段獎品

問答遊戲

iPad® mini wifi 16Gb (每階段3位, 共6位)

iPod nano® (每階段2位, 共4位)

連結點擊數目最多

iPhone® 5 White 16Gb (每階段1位, 共2位)

iPod Touch® (每階段4位, 共8位)

iPod shuffle® (每階段10位, 共20位)



Our support and services to brokers and public

Free Publications and Seminars



香港股票期權 投資指南

HKEx STOCK OPTIONS
LEVERAGE YOUR INVESTMENT POWER

January 2013 Highlights

Stock options market started the year with an increase of 85% in terms of total notional traded as compared to Dec 2012. Options of two RQFII ETF (HKD counter) commenced trading on 25th January, namely CSOP FTSE China A50 ETF (2822/CSA) and ChinaAMC CSI 300 Index ETF (3188/AMC), traded 2,150 and 2,017 contracts per day respectively, representing a total of HK\$1.3 billion notional.

Trade Overview			Top Open Interest ^a					
	Traded	% Chg MoM	% Chg YoY	Option	Call	Put	Total	Chg MoM
Notional (HKD)	158,977 mm	+68.0%	+91.1%	China Mobile	7,564	6,599	14,163	+162%
Premium (HKD)	4,432 mm	+93.7%	+35.0%	HSBC	3,660	5,090	8,750	+134%
Contracts	6.6 mm	+50.2%	+37.7%	ASO	4,066	4,558	8,625	+126%
				Tencent	2,235	2,413	5,033	+112%
				Ping An	2,256	2,310	4,566	+125%

Current number of stock options: 65
^aNotional value as of 31 Jan

Trade Distribution^a

Trade vs Open Interest

Most Traded Options

Do You Know?
Q: What should I do if there is no bid / offer on the screen?
A: It is not unusual when there is no bid / offer on the screen. Some market makers opt for making market in response to quote requests. You may begin with utilizing the quote request function (usually built in your trading systems). In case no quotes were given after making the quote request, you may contact your broker to reach HKEx derivatives operations hotline for further assistance.
Further details about market maker obligations can be found in the link below.
http://www.hkex.com.hk/eng/marketst/_bdrft/mmm.htm

HKEx STOCK OPTIONS
Introductory Guide to the Stock Options Corner



HKEx
**STOCK
OPTIONS**
**LEVERAGE YOUR
INVESTMENT
POWER**

www.hkex.com.hk/stockoptions/eng

Payoff

Stock price



Q & A

HKEx STOCK OPTIONS
LEVERAGE YOUR
INVESTMENT POWER





HKEX
香港交易所

END

Risks of Trading Futures and Options

Futures and options involve a high degree of risk. Losses from futures and options trading can exceed your initial margin funds and you may be required to pay additional margin funds on short notice. Failure to do so may result in your position being liquidated and you being liable for any resulting deficit. You must therefore understand the risks of trading in futures and options and should assess whether they are right for you. You are encouraged to consult a broker or financial adviser on your suitability for futures and options trading in light of your financial position and investment objectives before trading.

HKEX STOCK OPTIONS
LEVERAGE YOUR
INVESTMENT POWER

