

Shenzhen Stock Exchange Market Bulletin

March 19, 2021 (Issue 44)



Market Summary

Listed Companies (No.)	2,389
- Main Board	468
- SME Board	1,003
- ChiNext Market	918
Funds	440
Bonds	8,752
Market Cap. (US\$ bn)	5,024.1
- Main Board	1,468.8
- SME Board	2,022.7
- ChiNext Market	1,532.6
Average Turnover Ratio	1.99
Average P/E Ratio	32.25
No. of IPO (YTD)	35

Most Active Companies

1	Tcl Technology Group Corporation (000100)
2	Wuliangye Yibin Co., Ltd. (000858)
3	Contemporary Amperex Technology Co., Limited (300750)

Top Gainers

1	Ningbo Zhenyu Technology Co., Ltd. (300953)
2	Miracll Chemicals Co., Ltd. (300848)
3	Guangdong Shunkong Development Co., Ltd. (003039)

Top Decliners

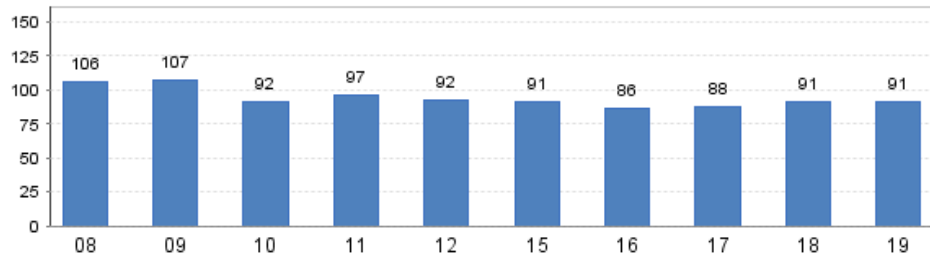
1	Wuhu Sanqi Interactive Entertainment Network Technology Group Co (002555)
2	Jiangsu Hanvo Safety Product Co., Ltd. (300952)
3	Ofilm Group Co., Ltd. (002456)

New Listing

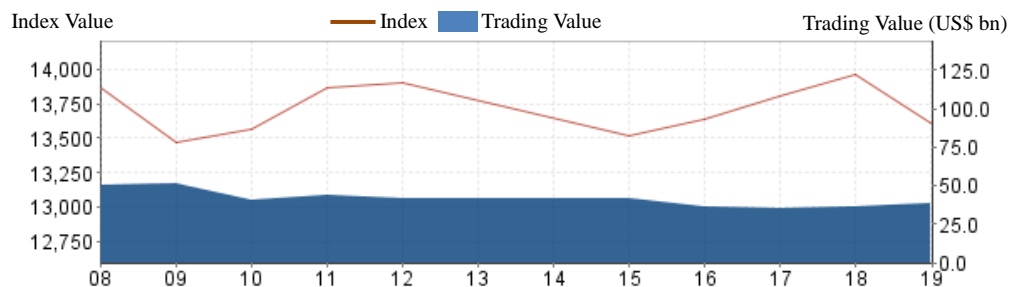
Zhenyu Technology (300953)

Daily Trading Value (March 08 – March 19)

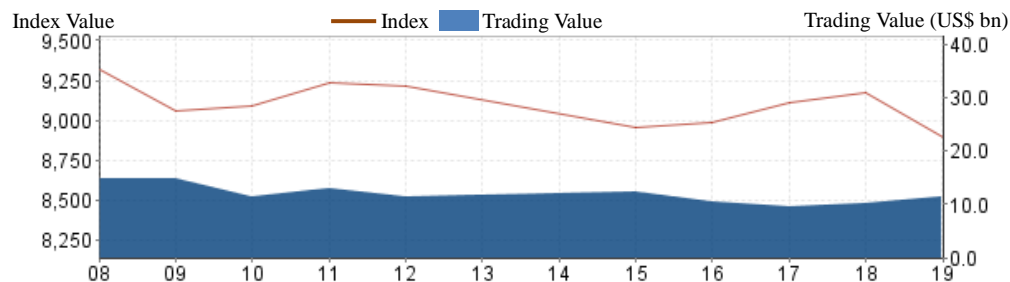
(US\$ bn)



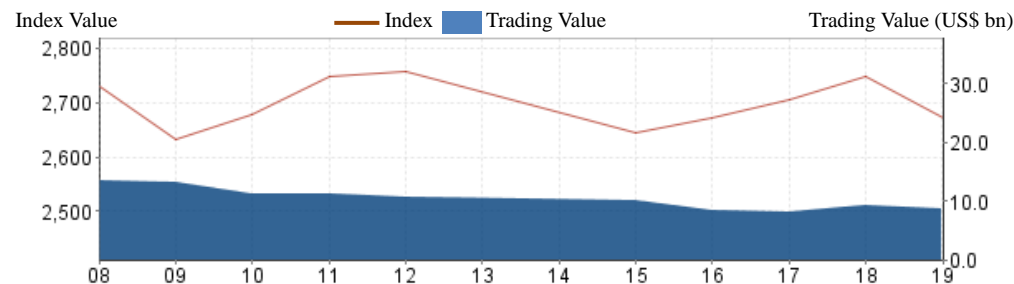
SZSE Component Index (March 08 – March 19)



SME Index (March 08 – March 19)



ChiNext Index (March 08 – March 19)



Market News

Zhenyu Technology (300953)

Zhenyu Technology is publicly offering 23.27 million shares, including 23.27 million IPO shares offered at 28.77 yuan per share and raising funds of 669 million yuan. The post-public-offering share capital of Zhenyu Technology is 93.08 million in total. Ningbo Zhenyu Technology Co., Ltd. principally engages in R&D, design, production and sale of precision progressive stamping dies and downstream precision structural parts. In 2019, its operating income reached 750 million yuan with the net profit of 77.46 million yuan.