

Shenzhen Stock Exchange Market Bulletin

August 20, 2021 (Issue 65)

深圳证券交易所
SHENZHEN
STOCK EXCHANGE

Market Summary

By market closed on Aug 20, 2021

Listed Companies (No.)	2,488
- Main Board	1,477
- ChiNext Market	1,011
Funds	500
Bonds	9,596
Market Cap. (US\$ bn)	5,620.7
- Main Board	3,656.7
- ChiNext Market	1,963.9
Average Turnover Ratio	2.04
Average P/E Ratio	30.73
No. of IPO (YTD)	142

Most Active Companies

1	East Money Information Co., Ltd. (300059)
2	Qinghai Salt Lake Industry Co., Ltd. (000792)
3	Tianqi Lithium Corporation (002466)

Top Gainers

1	Shanghai Nenghui Technology Co., Ltd. (301046)
2	Gemac Engineering Machinery Co., Ltd. (301048)
3	Sino Biological Inc. (301047)

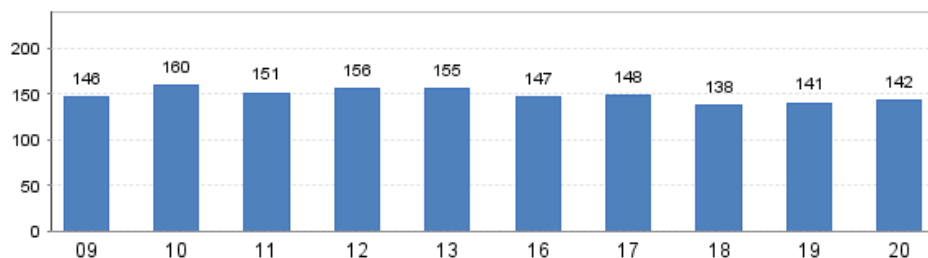
Top Decliners

1	Jiangxi Firststar Panel Technology Co., Ltd. (300256)
2	Wuhan Golden Laser Co., Ltd. (300220)
3	Fujian Yongfu Power Engineering Co., Ltd. (300712)

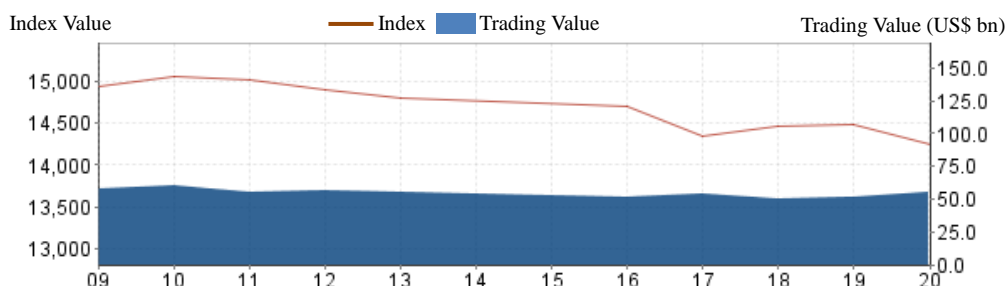
For week of Aug 16-Aug 20, 2021

Daily Trading Value (August 09 – August 20)

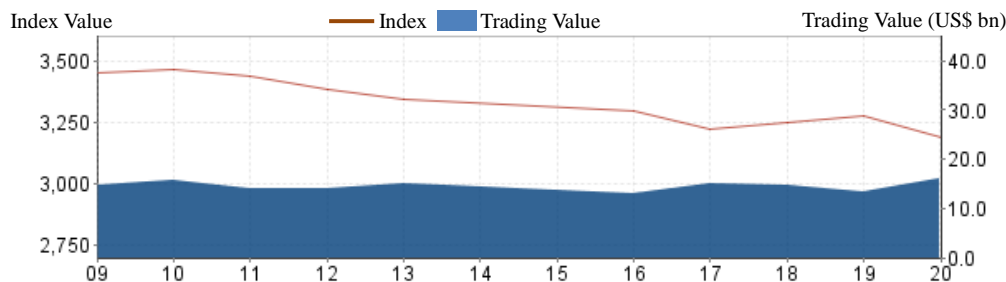
(US\$ bn)



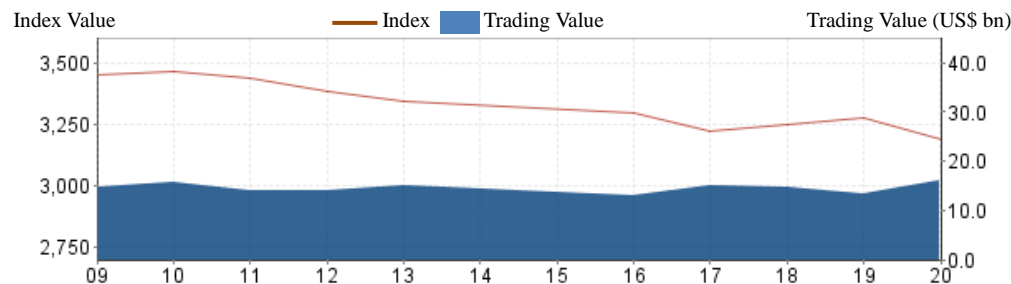
SZSE Component Index (August 09 – August 20)



ChiNext Index (August 09 – August 20)



SZSE 100 Index (August 09 – August 20)



New Listing

Sino Biological (301047)

Sino Biological (301047)

Sino Biological Inc. engages in R&D, production, and sale of biological reagents and provision of technical services. In 2020, its operating income reached 1,596 million yuan with the net profit of 1,127.61 million yuan.

Nenghui Technology (301046)

Nenghui Technology (301046)

Shanghai Nenghui Technology Co., Ltd. engages in one-stop service for photovoltaic power station design, system integration and investment operation. In 2020, its operating income reached 420 million yuan with the net profit of 90.19 million yuan.

Gemac Engineering (301048)

Gemac Engineering (301048)

Gemac Engineering Machinery Co., Ltd. engages in R&D, production, sale and maintenance of track engineering equipment products. In 2020, its operating income reached 2,595 million yuan with the net profit of 187.72 million yuan.