

## Market Summary

Listed Companies (No.)	2,839
- Main Board	1,486
- ChiNext Market	1,353
Funds (No.)	713
Bonds (No.)	15,136
Market Cap. (US\$ bn)	4,386.5
- Main Board	2,745.21
- ChiNext Market	1,641.29
Average Turnover Ratio	1.96
Average P/E Ratio	22.53
No. of IPO (YTD)	32

## Most Active Stocks

1. East Money Information Co., Ltd. (300059)
2. Contemporary Amperex Technology Co., Ltd. (300750)
3. Wuliangye Yibin Co., Ltd. (000858)

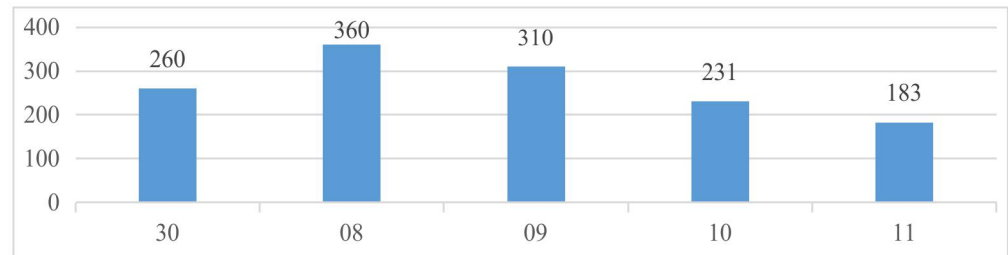
## Top Gainers

1. Anhui Strong State New Materials Co., Ltd. (001279)
2. Red Phase Inc. (300427)
3. Suzhou Kematek, Inc. (301611)

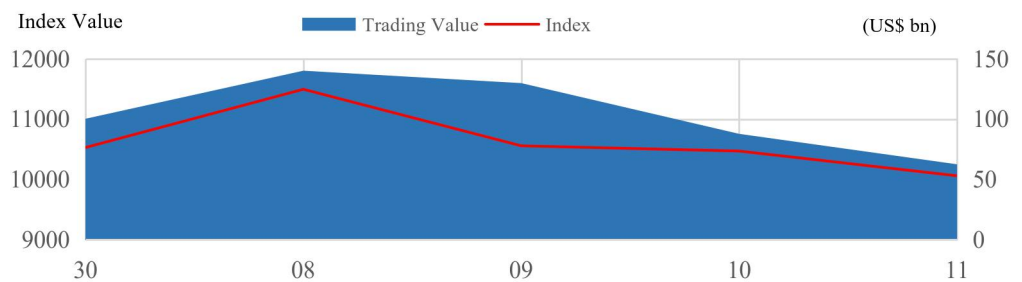
## Top Decliners

1. Dongguan Changlian New Materials Technology Co., Ltd. (301618)
2. Hebei Broadcasting Wireless Media Co., Ltd. (301551)
3. Lingnan Eco&Culture-Tourism Co., Ltd. (002717)

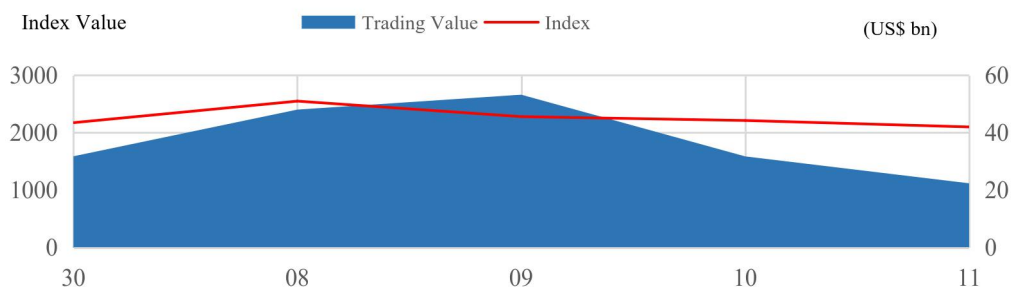
## Daily Trading Value (US\$ bn) (September 30-October 11)



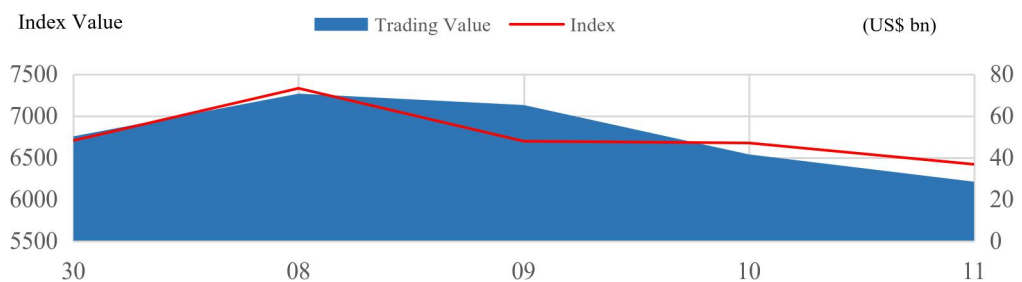
## SZSE Component Index (September 30-October 11)



## ChiNext Index (September 30-October 11)



## SZSE 100 Index (September 30-October 11)



\* Market closed from 1 October to 7 October (public holidays)

## New Listings

Strong State New Materials (001279)

Anhui Strong State New Materials Co., Ltd. principally engages in the research, development, production and sale of printing plate materials.

Changlian Technology (301618)

Dongguan Changlian New Materials Technology Co., Ltd. principally engages in the research, development, production and sale of printing materials.