

Shenzhen Stock Exchange Market Bulletin

July 16, 2021 (Issue 60)



Market Summary

By market closed on July 16, 2021

Listed Companies (No.)	2,464
- Main Board	1,477
- ChiNext Market	987
Funds	484
Bonds	9,289
Market Cap. (US\$ bn)	5,717.8
- Main Board	3,710.4
- ChiNext Market	2,007.4
Average Turnover Ratio	1.97
Average P/E Ratio	31.52
No. of IPO (YTD)	115

Most Active Companies

1	Byd Company Limited (002594)
2	East Money Information Co., Ltd. (300059)
3	Tianqi Lithium Corporation (002466)

Top Gainers

1	Hootech Inc. (301026)
2	Xi'an Sinofuse Electric Co., Ltd. (301031)
3	Hualan Group Co., Ltd. (301027)

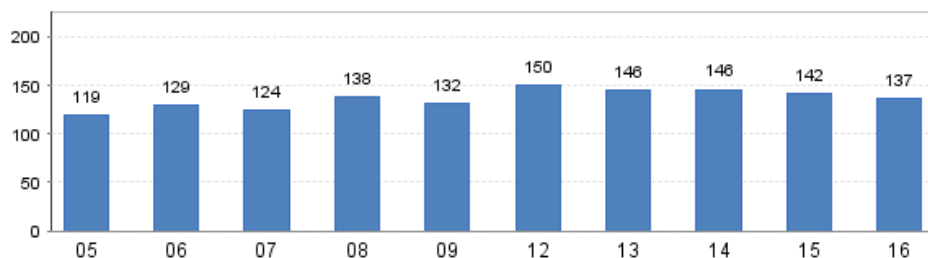
Top Decliners

1	China Express Airlines Co., Ltd. (002928)
2	Guangdong Wanlima Industry Co., Ltd. (300591)
3	Jiangsu Chinagreen Biological Technology Co., Ltd. (300970)

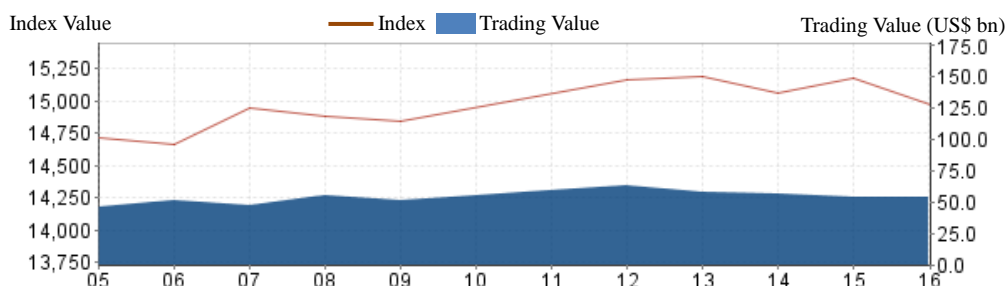
For week of July 12-July 16, 2021

Daily Trading Value (July 05 – July 16)

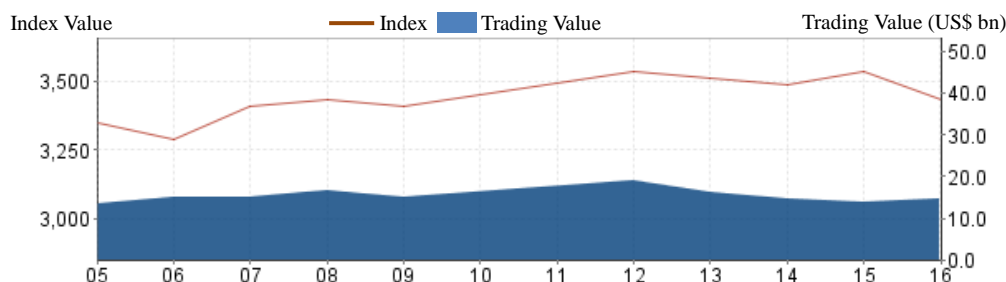
(US\$ bn)



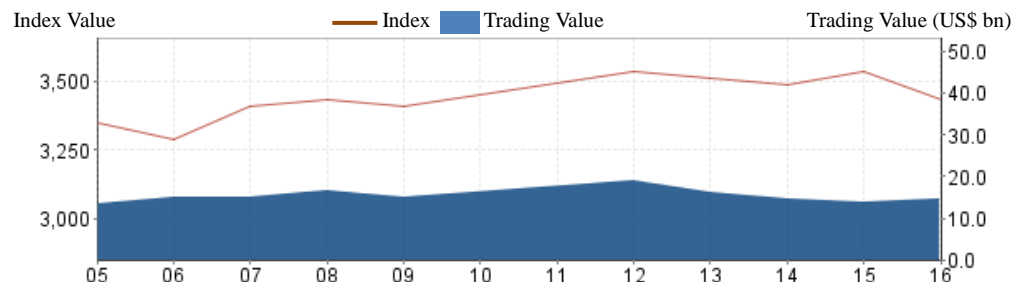
SZSE Component Index (July 05 – July 16)



ChiNext Index (July 05 – July 16)



SZSE 100 Index (July 05 – July 16)



New Listing

Hualan Group (301027)

Hualan Group (301027)

Hualan Group Co., Ltd. principally engages in engineering design, land and space planning, project general contracting management and engineering consulting services. In 2020, its operating income reached 1,092 million yuan with the net profit of 121.43 million yuan.

Sinofuse Electric (301031)

Sinofuse Electric (301031)

Xi'an Sinofuse Electric Co., Ltd. principally engages in R&D, production and sale of fuses and related accessories. In 2020, its operating income reached 226 million yuan with the net profit of 55.39 million yuan.

Hootech (301026)

Hootech (301026)

Hootech Inc. principally engages in R&D, production, sale and service of precious metal recycling and related products. In 2020, its operating income reached 1,076 million yuan with the net profit of 121.25 million yuan.