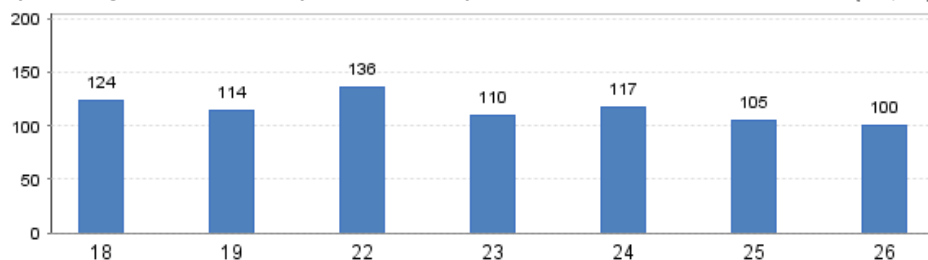


Market Summary

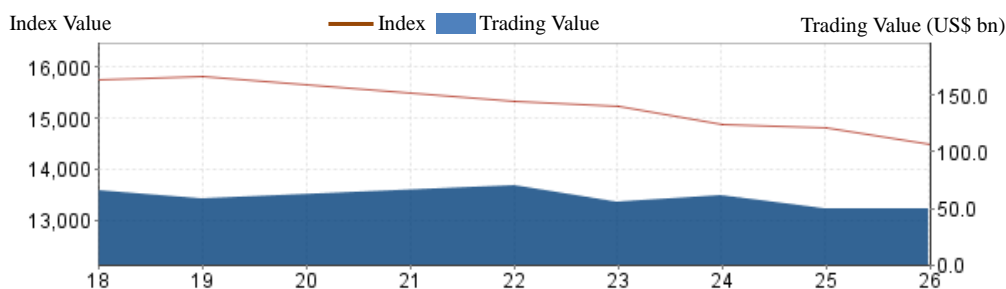
Listed Companies (No.)	2,385
- Main Board	468
- SME Board	1,002
- ChiNext Market	915
Funds	428
Bonds	8,711
Market Cap. (US\$ bn)	5,256.9
- Main Board	1,510.5
- SME Board	2,116.1
- ChiNext Market	1,630.3
Average Turnover Ratio	2.02
Average P/E Ratio	34.20
No. of IPO (YTD)	31

Daily Trading Value (February 18 – February 26)

(US\$ bn)



SZSE Component Index (February 18 – February 26)



Most Active Companies

1	Byd Company Limited (002594)
2	Wuliangye Yibin Co.,Ltd. (000858)
3	East Money Information Co., Ltd. (300059)

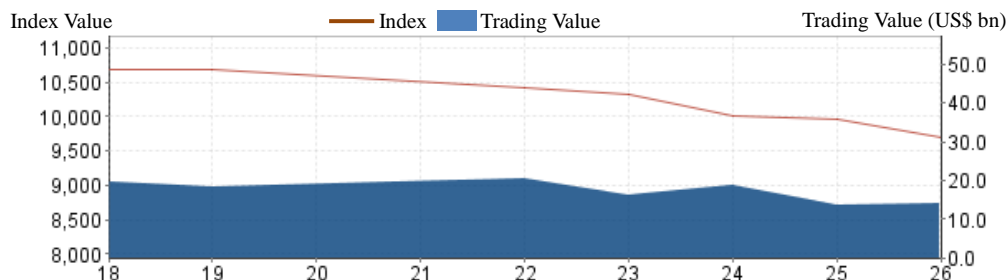
Top Gainers

1	Qingdao Greensum Ecology Co., Ltd. (300948)
2	Shenzhen L&a Design Holding Limited (300949)
3	Boomsense Technology Co.,Ltd. (300312)

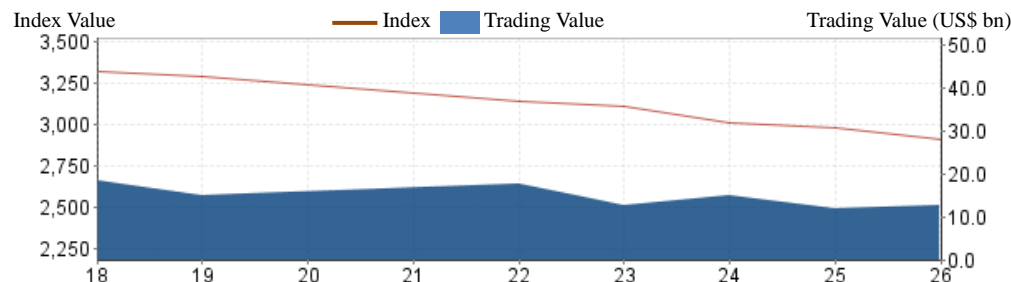
Top Decliners

1	Imeik Technology Development Co.,Ltd. (300896)
2	Shanghai Bairun Investment Holding Group Co.,Ltd. (002568)
3	Zhejiang Chunhui Intelligent Control Co.,Ltd. (300943)

SME Index (February 18 – February 26)



ChiNext Index (February 18 – February 26)



New Listing

Greensum Ecology (300948)

L and A Design (300949)

BSC Technology (300951)

1. Greensum Ecology (300948)

Qingdao Greensum Ecology Co., Ltd. engages in ecological environment construction business. In 2019, its operating income reached 278 million yuan with the net profit of 67.74 million yuan.

2. L and A Design (300949)

Shenzhen L and A Design Holding Limited engages in landscape design and EPC general contracting business oriented in creative design. In 2019, its operating income reached 518 million yuan with the net profit of 112.05 million yuan.

3. BSC Technology (300951)

Shenzhen BSC Technology Co., Ltd. engages in design, R&D, production and sale of functional devices for electronic products. In 2019, its operating income reached 505 million yuan with the net profit of 113.99 million yuan.