

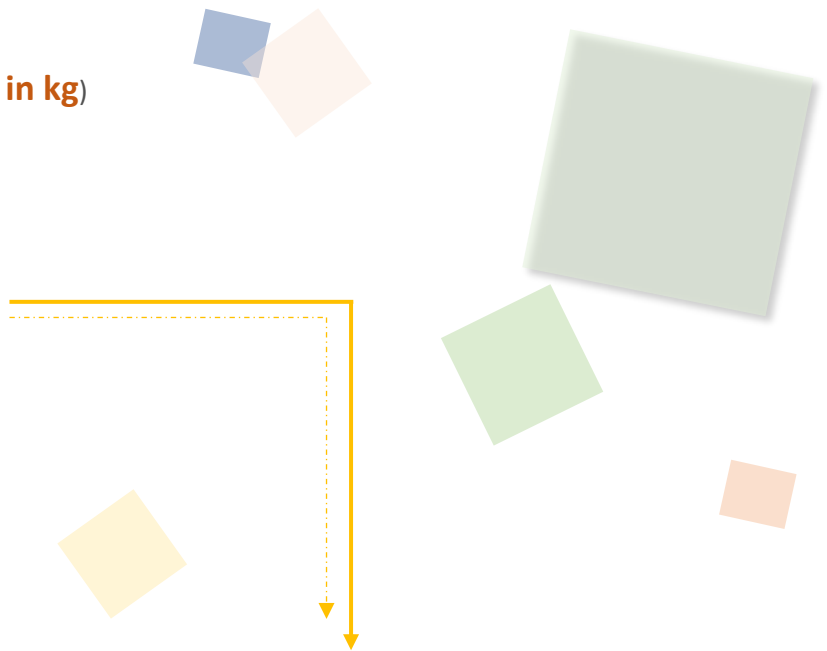
Trading Volume & Amount in Charts

■ VOLUME

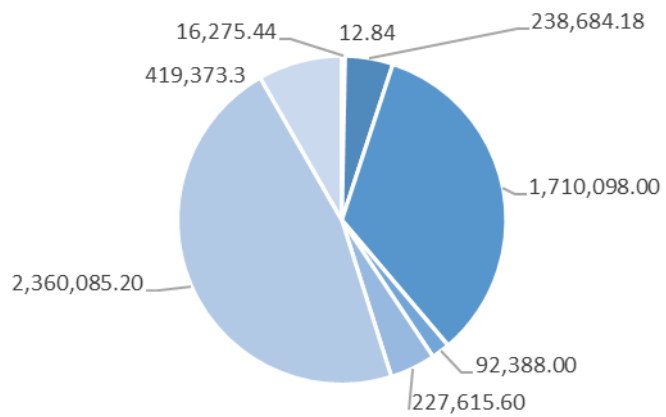
Popular Products (Trading Volume, in kg)

Total: 339,324,746.52


- ◆ Au Products: 5,064,532.52
- ◆ Ag (T+D): 321,687,788.00
- ◆ Others: 12,572,426.00

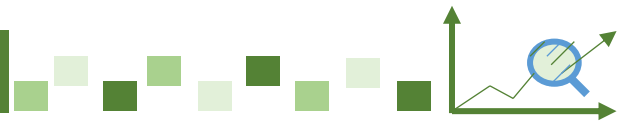


Popular Au Products Trading Volume (in kg)



■ iAu9999 ■ PGC30g ■ Au99.99 ■ Au(T+D) ■ SHAU ■ mAu(T+D) ■ PAu99.99 ■ Others





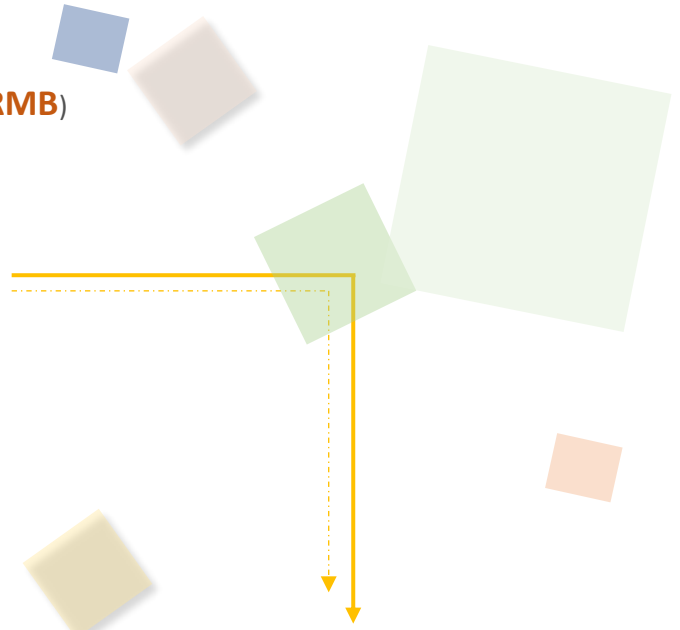
Trading Volume & Amount in Charts

AMOUNT


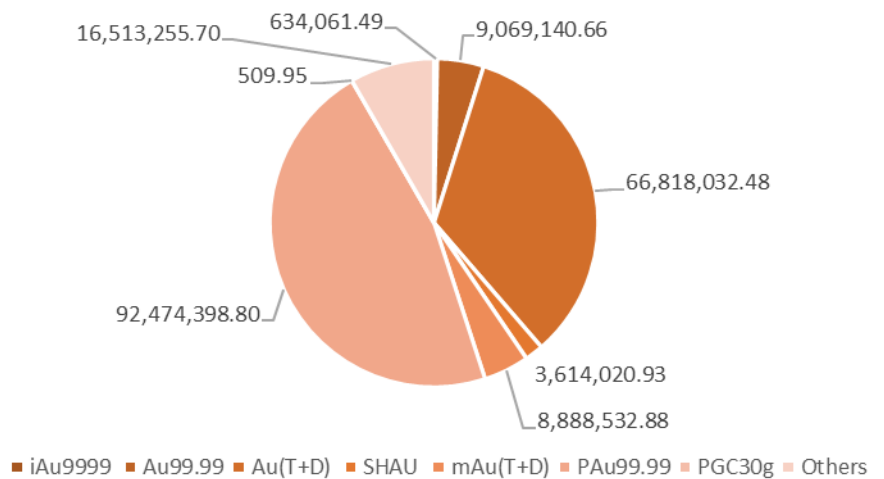
Popular Products (Trading Amount, in 10,000 RMB)

Total: 340,909,545.38

- ◆ Au Products: 198,011,952.90
- ◆ Ag (T+D): 137,471,218.18
- ◆ Others: 5,426,374.29




Popular Au Products Trading Amount (in 10,000 RMB)





Trading Volume & Amount in Details


Trading Volume (in kg)							
Contract	Previous Month Daily Average	Present Month Daily Average	Previous Month accumulative total	Present Month accumulative total	Month-on-Month	Year-on-Year	Present Year accumulative total
Au99.95	359.56	249.00	6,472.00	4,980.00	-23.05%	-61.71%	32,204.00
Au99.99	13,506.85	11,934.21	243,123.26	238,684.18	-1.83%	-38.28%	1,606,886.66
Au100g	38.84	37.48	699.20	749.60	7.21%	-37.62%	5,397.00
Au50g	0.00	0.00	0.00	0.00	-	-	0.00
Au995	0.00	0.00	0.00	0.00	-	-	500.00
PGC30g	1.06	0.64	19.14	12.84	-32.92%	67.19%	182.58
iAu9999	584.93	813.77	10,528.74	16,275.44	54.58%	-66.67%	147,280.34
iAu100g	0.68	0.64	12.20	12.80	4.92%	433.33%	40.60
iAu995	0.00	5.00	0.00	100.00	-	-	100.00
Au(T+D)	83,120.33	85,504.90	1,496,166.00	1,710,098.00	14.30%	-17.05%	11,555,386.00
mAu(T+D)	12,761.94	11,380.78	229,715.00	227,615.60	-0.91%	-11.25%	1,954,739.00
Au(T+N1)	590.01	198.80	10,620.20	3,976.00	-62.56%	-86.56%	35,121.80
Au(T+N2)	137.93	87.47	2,482.80	1,749.40	-29.54%	-93.34%	12,117.80
NYAuTN06	652.51	255.51	11,745.20	5,110.20	-56.49%	-	70,037.00
NYAuTN12	468.90	566.74	8,440.20	11,334.80	34.30%	-	49,934.00
PAu99.95	4,752.22	2,650.00	85,540.00	53,000.00	-38.04%	-73.12%	574,844.00
PAu99.99	104,607.49	118,004.26	1,882,934.80	2,360,085.20	25.34%	-9.37%	13,992,024.00
PAu99.99	17,901.68	16,050.12	322,230.26	321,002.46	-0.38%	-53.57%	2,989,048.80
OAg99.99	5,585.36	757.90	100,536.40	15,158.00	-84.92%	-30.65%	310,592.40
LAu99.95	0.00	0.00	0.00	0.00	-	-	49,472.00
LAu99.99	0.00	110.00	0.00	2,200.00	-	-92.70%	37,728.00
SHAU	3,590.56	4,619.40	64,630.00	92,388.00	42.95%	7.62%	391,890.00
Pt99.95	324.89	335.80	5,848.00	6,716.00	14.84%	118.05%	48,350.00
Ag99.9	0.00	0.00	0.00	0.00	-	-	0.00
Ag99.99	333.33	484.50	6,000.00	9,690.00	61.50%	10666.67%	117,720.00
Ag(T+D)	17,010,388.78	16,084,389.40	306,186,998.00	321,687,788.00	5.06%	294.02%	1,538,418,172.00
PtAg99.99	134,680.00	579,216.00	2,424,240.00	11,584,320.00	377.85%	4.55%	18,856,440.00
OAg99.99	0.00	0.00	0.00	0.00	-	-	0.00
SHAG	38,075.00	48,585.00	685,350.00	971,700.00	41.78%	-	4,030,800.00
Au Products (in total)	248,660.86	253,226.63	4,475,895.40	5,064,532.52	13.15%	-21.53%	33,815,525.98
Ag Products (in total)	17,183,477.11	16,712,674.90	309,302,588.00	334,253,498.00	8.07%	260.49%	1,561,423,132.00
Pt Products (in total)	324.89	335.80	5,848.00	6,716.00	14.84%	118.05%	48,350.00
Total	17,432,462.86	16,966,237.33	313,784,331.40	339,324,746.52	8.14%	242.13%	1,595,287,007.98

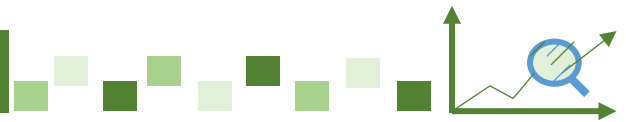




Trading Volume & Amount in Details

Trading Amount (in 10,000 RMB)							
Contract	Previous Month Daily Average	Present Month Daily Average	Previous Month accumulative total	Present Month accumulative total	Month-on -Month	Year-on -Year	Present Year accumulative total
Au99.95	13,971.96	9,628.20	251,495.33	192,564.02	-23.43%	-51.42%	1,187,246.52
Au99.99	490,153.45	453,457.03	8,822,762.13	9,069,140.66	2.79%	-22.01%	56,868,426.96
Au100g	1,514.21	1,469.53	27,255.79	29,390.61	7.83%	-19.89%	199,602.44
Au50g	0.00	0.00	0.00	0.00	-	-	0.00
Au995	0.00	0.00	0.00	0.00	-	-	17,677.00
PGC30g	42.00	25.50	755.97	509.95	-32.54%	117.91%	6,801.57
iAu9999	23,016.03	31,703.07	414,288.47	634,061.49	53.05%	-57.57%	5,396,308.03
iAu100g	21.22	20.19	382.00	403.85	5.72%	486.90%	1,265.13
iAu995	0.00	196.35	0.00	3,926.90	-	-	3,926.90
Au(T+D)	3,234,526.58	3,340,901.62	58,221,478.50	66,818,032.48	14.77%	5.84%	425,415,982.83
mAu(T+D)	495,845.57	444,426.64	8,925,220.32	8,888,532.88	-0.41%	13.12%	71,663,549.55
Au(T+N1)	22,891.13	7,799.60	412,040.32	155,992.06	-62.14%	-82.43%	1,293,484.04
Au(T+N2)	5,413.26	3,423.42	97,438.71	68,468.40	-29.73%	-91.69%	451,148.12
NYAuTN06	25,758.90	10,101.92	463,660.27	202,038.49	-56.43%	-	2,615,729.76
NYAuTN12	18,565.28	22,513.84	334,174.97	450,276.87	34.74%	-	1,906,065.55
PAu99.95	184,661.89	104,427.25	3,323,913.99	2,088,544.94	-37.17%	-60.57%	21,288,881.42
PAu99.99	4,045,523.71	4,623,719.94	72,819,426.87	92,474,398.80	26.99%	15.60%	515,156,757.39
PIAu99.99	703,675.06	632,184.75	12,666,151.02	12,643,694.97	-0.18%	-39.66%	109,980,439.76
OAu99.99	217,671.87	29,596.73	3,918,093.69	591,934.60	-84.89%	-9.76%	11,670,636.79
LAu99.95	0.00	0.00	0.00	0.00	-	-	2,228,129.12
LAu99.99	0.00	4,301.00	0.00	86,020.00	-	-90.83%	1,336,625.84
SHAU	140,042.85	180,701.05	2,520,771.26	3,614,020.93	43.37%	38.06%	14,536,104.88
Pt99.95	6,196.08	6,599.97	111,529.52	131,999.38	18.35%	130.21%	902,814.13
Ag99.9	0.00	0.00	0.00	0.00	-	-	0.00
Ag99.99	124.52	206.53	2,241.44	4,130.54	84.28%	12463.61%	41,964.18
Ag(T+D)	6,919,541.71	6,873,560.91	124,551,750.77	137,471,218.18	10.37%	366.92%	616,171,655.66
PAg99.99	53,118.13	243,743.72	956,126.29	4,874,874.48	409.86%	22.99%	7,712,194.72
OAg99.99	0.00	0.00	0.00	0.00	-	-	0.00
SHAG	15,516.56	20,768.49	279,298.16	415,369.89	48.72%	-	1,639,831.85
Au Products (in total)	9,623,294.98	9,900,597.65	173,219,309.59	198,011,952.90	14.31%	0.66%	1,243,224,789.59
Ag Products (in total)	6,988,300.92	7,138,279.65	125,789,416.64	142,765,593.09	13.50%	327.37%	625,565,646.42
Pt Products (in total)	6,196.08	6,599.97	111,529.52	131,999.38	18.35%	130.21%	902,814.13
Total	16,617,791.99	17,045,477.27	299,120,255.76	340,909,545.38	13.97%	48.10%	1,869,693,250.14





Other Market Data

Delivery Volume

Delivery Volume (in kg)		
	Gold	Silver
Delivery Volume (Present Month)	635,479.06	2,894,400.00
Trading Volume (Present Month)	2,313,086.86	322,669,178.00
Delivery Ratio (Present Month)	27.47%	0.90%
Delivery Volume (Accumulative Total)	4,230,368.98	26,231,220.00
Trading Volume (Accumulative Total)	15,861,816.78	1,542,566,692.00
Delivery Ratio (Accumulative Total)	26.67%	1.70%
Withdrawal Volume (Present Month)	85,710.98	78,450.00
Withdrawal Volume (Accumulative Total)	472,818.66	318,120.00

Price Comparison Chart (Gold)

