



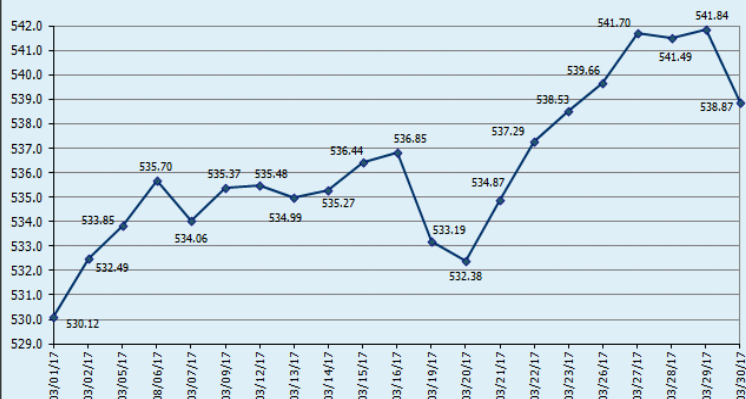
Trading Summary

AL-Quds index	▲ 1.61%	Listed companies	49
Trading value (US\$)	28,437,498	Traded companies	33
Trading volume (shares)	16,087,086	Gainers	13
No. of transactions	3,498	Decliners	16
Index close (points)	538.87	Unchanged	4



Al-Quds Index

Daily closing of AL- Quds index during March 2017



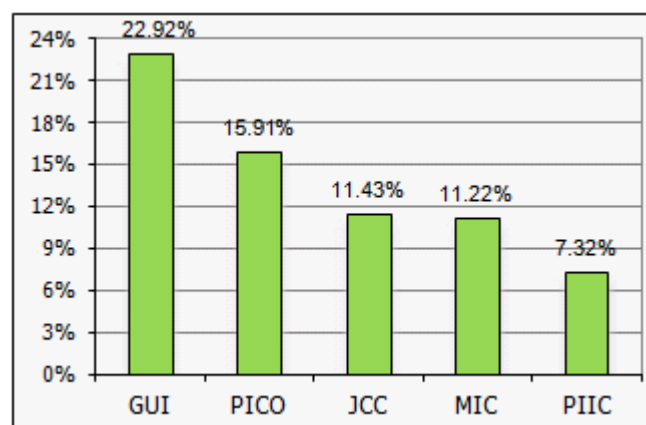
Indices

Index (Base Value =100)	Points	Change (%)
Al-Quds	538.87	1.61%
General	288.45	1.04%
Banking & Financial Services	152.99	-0.51%
Industry	78.28	-0.36%
Insurance	68.15	3.12%
Investment	25.04	1.50%
Services	44.06	2.27%



Top 5 gainers

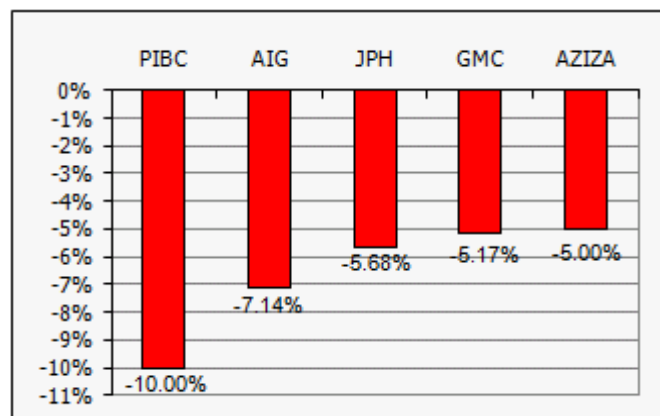
Company	Symbol	Currency	Closing price	Change (%)
Global United Insurance	GUI	US\$	1.77	22.92%
Palestine Insurance	PICO	US\$	2.55	15.91%
Jerusalem Cigarette	JCC	JOD	0.78	11.43%
AL Mashriq Insurance	MIC	US\$	1.09	11.22%
Palestine Industrial Investment	PIIC	JOD	2.20	7.32%





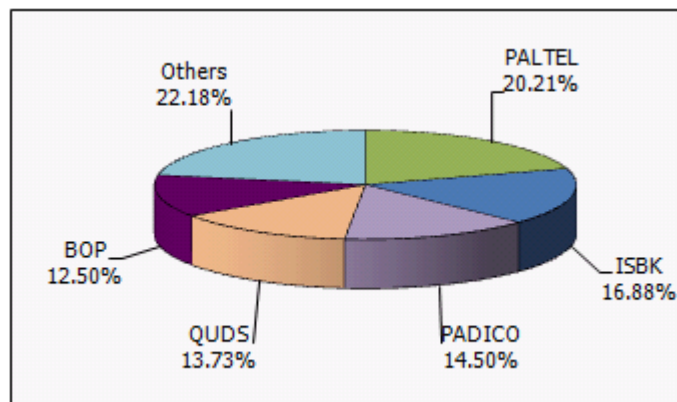
Top 5 decliners

Company	Symbol	Currency	Closing price	Change (%)
Palestine Investment Bank	PIBC	US\$	0.99	-10.00%
Ahliea Insurance Group	AIG	US\$	0.13	-7.14%
Jerusalem Pharmaceuticals	JPH	US\$	1.66	-5.68%
Golden Wheat Mills	GMC	JOD	0.55	-5.17%
Palestine Poultry	AZIZA	JOD	2.66	-5.00%



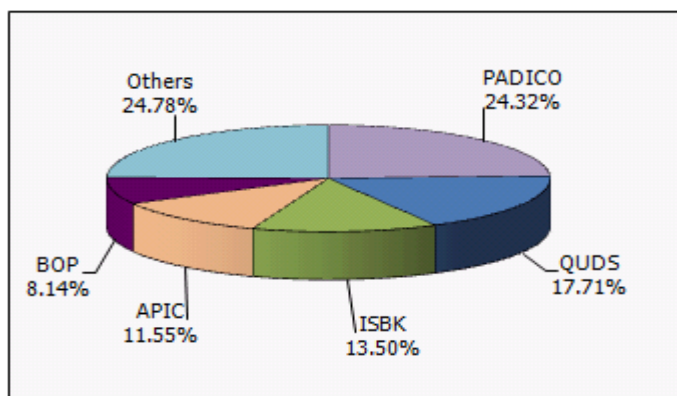
Top 5 stocks by value

Company	Symbol	Value traded (US\$)	% of total
Palestine Telecommunications	PALTEL	5,746,627	20.21%
Palestine Islamic Bank	ISBK	4,799,998	16.88%
Palestine Development & Investment	PADICO	4,124,121	14.50%
Quds Bank	QUDS	3,905,489	13.73%
Bank of Palestine	BOP	3,554,444	12.50%



Top 5 stocks by volume

Company	Symbol	Volume traded	% of total
Palestine Development & Investment	PADICO	3,911,953	24.32%
Quds Bank	QUDS	2,849,326	17.71%
Palestine Islamic Bank	ISBK	2,172,034	13.50%
Arab Palestinian Investment	APIC	1,858,744	11.55%
Bank of Palestine	BOP	1,309,420	8.14%





Top 5 by turnover ratio

Company	Symbol	Turnover ratio
Quds Bank	QUDS	4.67
Palestine Islamic Bank	ISBK	3.29
Ahliea Insurance Group	AIG	3.23
Arab Palestinian Investment	APIC	2.82
Al- Aqariya Trading Investment	AQARIYA	2.21



Top 5 by daily average turnover

Company	Symbol	Daily average turnover value (US\$)
Palestine Telecommunications	PALTEL	273,649
Palestine Islamic Bank	ISBK	228,571
Palestine Development & Investment	PADICO	196,387
Quds Bank	QUDS	185,976
Bank of Palestine	BOP	169,259



Top 5 by market Cap

Company	Symbol	Market Cap. (US\$)	% of total
Palestine Telecommunications	PALTEL	952,378,191	26.52%
Bank of Palestine	BOP	526,523,450	14.66%
Palestine Development & Investment	PADICO	275,000,000	7.66%
Wataniya Palestine Mobile Telecommunications	WATANIYA	214,140,000	5.96%
Sanad Construction Resources	SANAD	165,000,000	4.59%



Top 5 by free float

Company	Symbol	% of free float
Arab Real Estate Est.	ARE	90.15%
Globalcom Telecommunications*	GCOM	86.72%
National Insurance	NIC	86.37%
Bank of Palestine	BOP	85.56%
Nablus Surgical Center	NSC	81.26%

* Symbol is suspended.

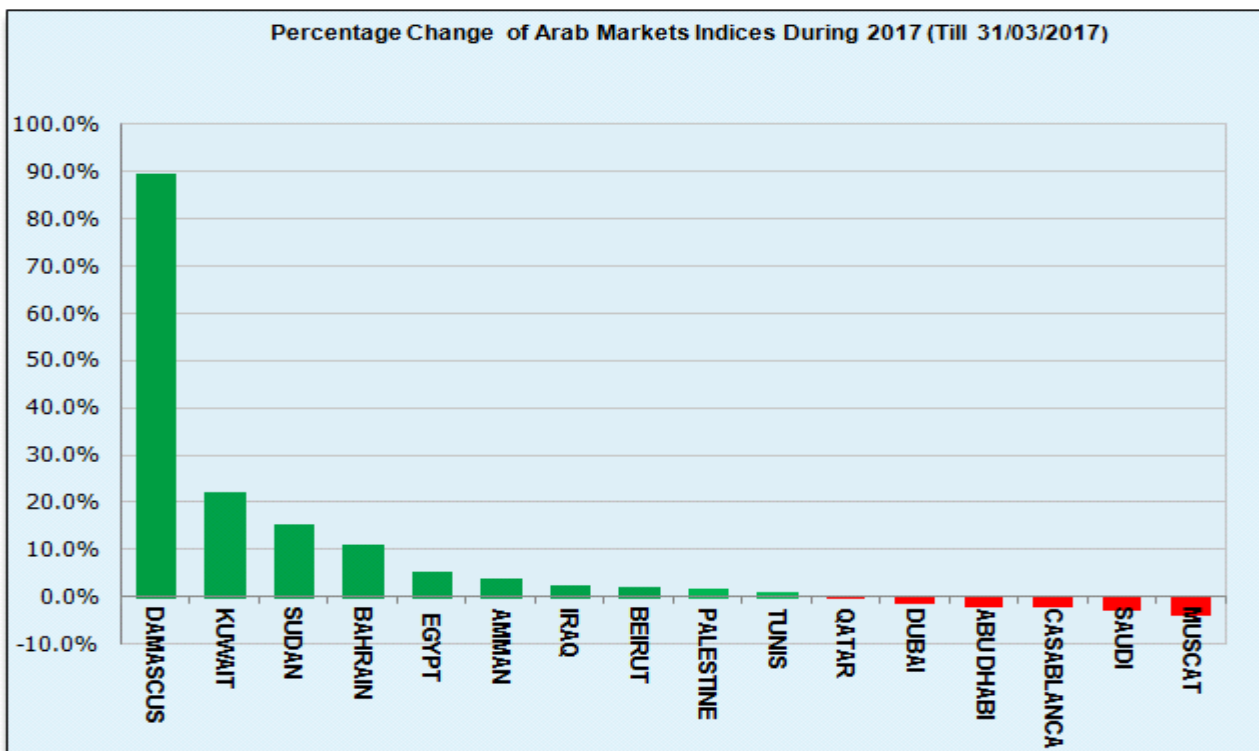
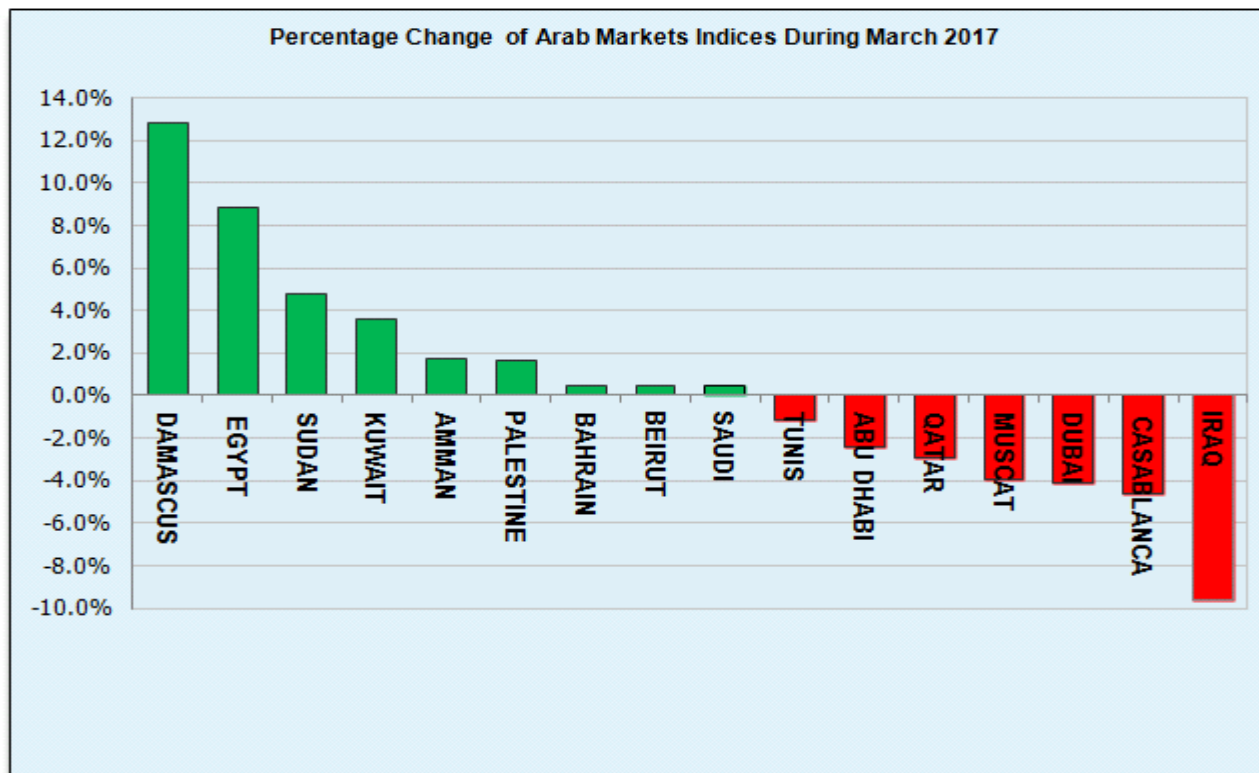


Comparisons

Item	February 2017	March 2017	Change (%)
Trading volume (shares)	10,930,630	16,087,086	47.17%
Trading value (US\$)	22,965,655	28,437,498	23.83%
Number of transactions	3,240	3,498	7.96%
Number of trading sessions	20	21	5.00%
Daily average trading value (US\$)	1,148,283	1,354,167	17.93%
Market Capitalization (US\$)	3,556,739,996	3,591,336,526	0.97%

Month	Trading Value (US\$ millions)			Trading Volume (million shares)			Market Cap (US\$ millions)		
	2016	2017	Change (%)	2016	2017	Change (%)	2016	2017	Change (%)
January	25.09	20.58	-17.97%	16.27	7.51	-53.85%	3,330.15	3,322.96	-0.22%
February	44.93	22.97	-48.89%	24.38	10.93	-55.16%	3,339.98	3,556.74	6.49%
March	48.47	28.44	-41.33%	18.08	16.09	-11.03%	3,213.08	3,591.34	11.77%
Total	118.49	71.99	-39.25%	58.73	34.53	-41.21%	3,213.08	3,591.34	11.77%

PEX in comparison with other regional exchanges





News

- PEX Concluded on March 22nd 2017 a workshop in "Treasury Stocks" held at the Movenpick hotel in Ramallah. The workshop was moderated by PEX chairman Dr. Farouq Zuaiter and attended by representatives of Palestine Capital Market Authority, listed companies, member firms, academics and interested persons. The workshop is part of PEX awareness efforts, which aim to enhance the securities sector, in cooperation with other stakeholders, by introducing new financial instruments, benefiting from the experience of both regional and international financial markets.
- PEX Launched the 10th version of the stock simulation contest on Monday March 27th, 2017 with the participation of 280 students from 12 national universities. The contest is sponsored by Arab Palestinian Investment company (APIC) for the third consecutive year. The stock simulation contest is a prominent activity of PEX awareness program; it provides a virtual stock trading environment which simulates PEX real trading. It allows students to apply the theoretical side of their studies in their investment decisions.