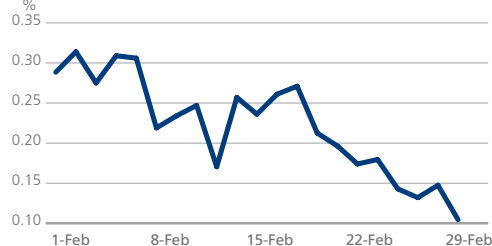


Tradeweb Government Bond Report - February 2016

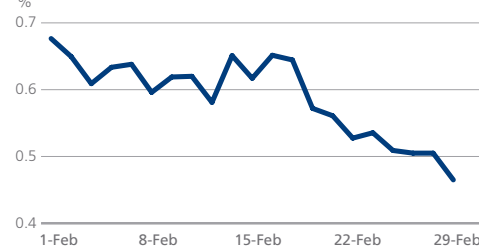
EUROPE

	Ten-Year Benchmark Government Bond Data								
	Month-end yield (%)	Change on previous month (bps)	Spread vs German Bund (bps)	Yield low - current month (%)	Yield high - current month (%)	36-month yield low (%)	36-month yield low date	36-month yield high (%)	36-month yield high date
Austria	0.38	-19.10	27.80	0.38	0.60	0.19	20/04/15	2.47	10/09/13
Belgium	0.44	-16.85	33.60	0.44	0.64	0.34	15/04/15	2.91	10/09/13
Denmark	0.43	-16.95	32.50	0.43	0.63	0.06	12/02/15	2.23	10/09/13
Finland	0.41	-17.40	30.45	0.41	0.60	0.19	20/04/15	2.31	10/09/13
France	0.47	-17.80	36.05	0.47	0.68	0.35	15/04/15	2.63	10/09/13
Germany	0.10	-15.90	0.00	0.10	0.31	0.07	20/04/15	2.04	05/09/13
Greece	10.35	84.85	1024.45	9.36	11.40	5.51	05/09/14	18.74	08/07/15
Ireland	0.88	-7.90	77.60	0.88	1.09	0.65	15/04/15	4.24	25/06/13
Italy	1.40	-1.55	129.80	1.40	1.71	1.13	11/03/15	4.87	04/03/13
Netherlands	0.25	-19.45	14.20	0.25	0.47	0.15	20/04/15	2.50	26/12/13
Portugal	2.84	17.00	273.50	2.74	3.88	1.54	16/03/15	7.41	12/07/13
Spain	1.51	-0.45	140.55	1.51	1.78	1.08	11/03/15	5.09	01/03/13
Sweden	0.46	-14.95	35.40	0.38	0.61	0.23	17/04/15	2.73	05/09/13
United Kingdom	1.32	-24.75	121.75	1.28	1.63	1.28	11/02/16	3.07	27/12/13

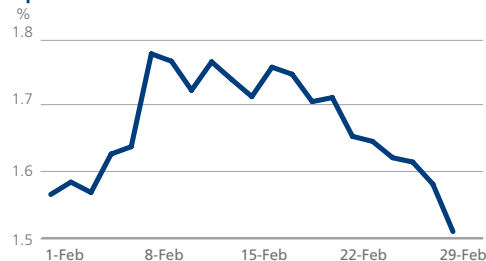
Germany Ten-Year Mid Yield



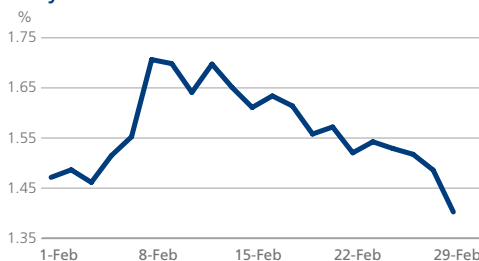
France Ten-Year Mid Yield



Spain Ten-Year Mid Yield



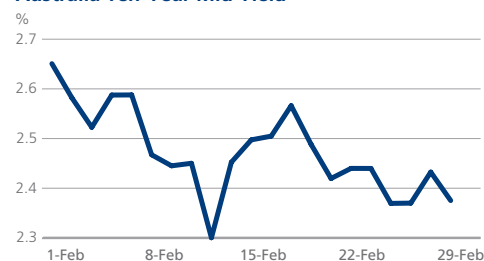
Italy Ten-Year Mid Yield



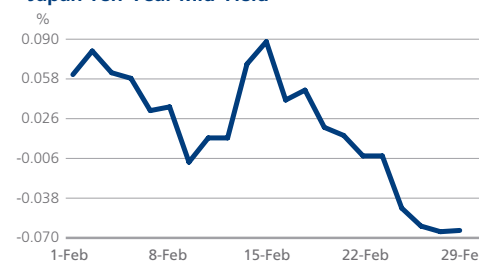
ASIA PACIFIC

	Ten-Year Benchmark Government Bond Data								
	Month-end yield (%)	Change on previous month (bps)	Spread vs German Bund (bps)	Yield low - current month (%)	Yield high - current month (%)	36-month yield low (%)	36-month yield low date	36-month yield high (%)	36-month yield high date
Australia	2.38	-18.27	227.07	2.30	2.65	2.27	14/04/15	4.32	09/01/14
Japan	-0.06	-17.20	-16.85	-0.07	0.09	-0.07	26/02/16	0.93	29/05/13

Australia Ten-Year Mid Yield



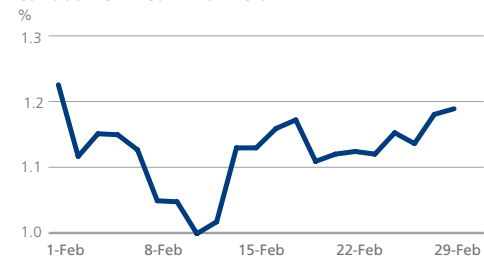
Japan Ten-Year Mid Yield



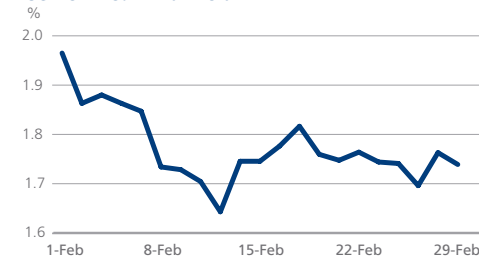
AMERICAS

	Ten-Year Benchmark Government Bond Data								
	Month-end yield (%)	Change on previous month (bps)	Spread vs German Bund (bps)	Yield low - current month (%)	Yield high - current month (%)	36-month yield low (%)	36-month yield low date	36-month yield high (%)	36-month yield high date
Canada	1.19	-3.25	108.45	1.00	1.23	1.00	10/02/16	2.81	10/09/13
United States	1.74	-18.90	163.45	1.64	1.97	1.63	02/05/13	3.01	01/01/14

Canada Ten-Year Mid Yield



US Ten-Year Mid Yield



ABOUT DATA SHEET

DataSheet is a monthly report that aggregates ten-year benchmark government bond data. All yields cited are mid-yields. Source: Tradeweb, 1 March 2016

FIND OUT MORE

[Angeliki Kallipoliti](#)
angeliki.kallipoliti@tradeweb.com
+44 (0)20 7776.0958