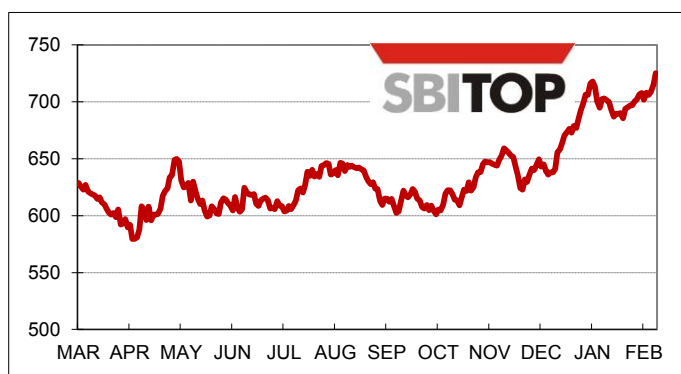


# Monthly report - February 2014

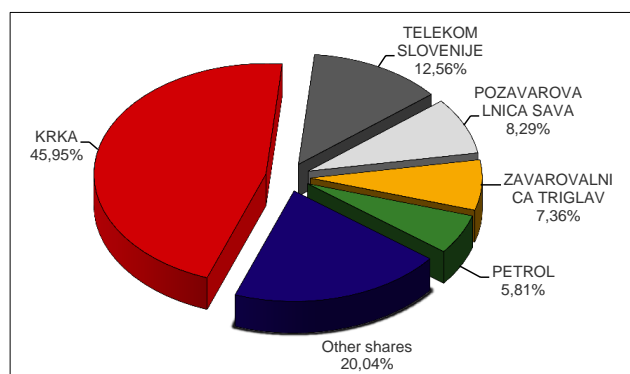


LJUBLJANA STOCK EXCHANGE

## Slovene blue-chip index (SBITOP) performance



## Shares by turnover



## PRIME MARKET

	Price in EUR (28 Feb 2014)	Monthly change	Turnover in EUR 000	Number of trades	Market capitalisation in EUR 000 (28 Feb 2014)
GORENJE	4.083	-3.48% ▼	666	362	90,252
INTEREUROPA	1.070	-7.68% ▼	208	160	18,009
KRKA	62.15	4.45% ▲	10,816	1,401	2,201,733
LUKA KOPER	14.800	9.63% ▲	478	251	207,200
MERCATOR	74.49	4.93% ▲	387	228	280,482
PETROL	273.00	7.06% ▲	1,368	280	569,560
POZAVAROVALNICA SAVA	10.010	6.49% ▲	1,951	113	172,369
TELEKOM SLOVENIJE	133.55	0.79% ▲	2,956	386	872,813
ZAVAROVALNICA TRIGLAV	22.500	0.00%	1,732	286	511,541
<b>Total</b>			<b>20,563</b>	<b>3,467</b>	<b>4,923,959</b>

## TRADING SUMMARY

	Turnover in EUR 000	Number of trades	Market capitalisation in EUR 000 (28 Feb 2014)	Number of issues (28 Feb 2014)
EQUITY MARKET	23,540	0	5,714,746	55
BONDS	7,485	129	14,555,606	49
TREASURY BILLS	0	0	-	2
COMMERCIAL PAPERS	48	1	-	104
<b>Total</b>	<b>31,074</b>	<b>130</b>	<b>20,270,352</b>	<b>104</b>

## TURNOVER BY MEMBERS

Member	Turnover in EUR	Share
ALTA INVEST	13,589	21.87%
PERSPEKTIVA BPD	8,755	14.09%
ILIRIKA	7,814	12.57%
KBC SECURITIES	6,483	10.43%
NOVA KBM	4,577	7.36%
OTHERS	20,928	33.67%
<b>Total (21)</b>	<b>62,147</b>	<b>100.00%</b>



More info at [www.ljse.si](http://www.ljse.si)



## PRIME AND STANDARD MARKET SHARES - TOP GAINERS / DECLINERS

Issuer	Trading code	Price in EUR (28 Feb 2014)	Monthly change	Change since 31 Dec 2013	Change since 28 Feb 2013	Market
<b>Gainers</b>						
SAVA	SAVA	0.899	21.95% ▲	290.87% ▲	-78.80% ▼	Standard market
PIVOVARNA LAŠKO	PILR	6.100	19.01% ▲	52.12% ▲	-20.78% ▼	Standard market
ISTRABENZ	ITBG	0.100	11.38% ▲	9.89% ▲	-78.26% ▼	Standard market
LETRIKA	IALG	42.010	9.63% ▲	44.86% ▲	147.12% ▲	Standard market
ŽITO	ZTOG	88.99	7.06% ▲	34.22% ▲	67.91% ▲	Standard market
<b>Decliners</b>						
TERME ČATEŽ	TCRG	35.410	-11.48% ▼	26.55% ▲	-70.37% ▼	Standard market
INTEREUROPA	IEKG	1.070	-7.68% ▼	143.18% ▲	47.59% ▲	Prime market
GORENJE	GRVG	4.083	-3.48% ▼	-2.79% ▼	-0.92% ▼	Prime market

## MOST TRADED SECURITIES

	Trading code	Price in EUR (28 Feb 2014)	Turnover in EUR 000	Number of trades	Market capitalisation in EUR 000 (28 Feb 2014)	Market
<b>Shares</b>						
KRKA	KRKG	62.15	10,816	1,401	2,201,733	Prime market
TELEKOM SLOVENIJE	TLSG	133.550	2,956	386	872,813	Prime market
POZAVAROVALNICA SAVA	POSR	10.01	1,951	113	172,369	Prime market
<b>Bonds</b>						
REPUBLIKA SLOVENIJA 33 <sup>rd</sup> ISSUE	RS33	125.00	2,020	4	103,600	Bond market
SLOVENSKA ODŠKODNINSKA DRUŽBA 2 <sup>nd</sup> ISSUE	SOS2E	102.50	1,570	48	302,013	Bond market
KD 1 <sup>st</sup> ISSUE	SKD1	100.00	890	1	13,790	Bond market

## PRIME AND STANDARD MARKET RATIOS

	Trading code	Price-to-earnings ratio (P/E)	Dividend yield	Price-to-book ratio (P/B)	Turnover ratio	Beta
<b>Prime market</b>						
GORENJE	GRVG	1,239.47		0.17	0.10	0.41
INTEREUROPA	IEKG			0.06	0.11	-0.82
KRKA	KRKG	12.93	2.59%	1.74	0.06	0.67
LUKA KOPER	LKPG	19.77	1.15%	0.83	0.05	0.49
MERCATOR	MELR			0.42	0.04	1.64
PETROL	PETG	10.56	3.66%	1.31	0.05	1.08
POZAVAROVALNICA SAVA	POSR	7.10		0.55	0.11	0.49
TELEKOM SLOVENIJE	TLSG	19.89	6.21%	1.07	0.05	1.12
ZAVAROVALNICA TRIGLAV	ZVTG	7.05	8.89%	0.90	0.11	1.19
<b>Prime market ratios</b>		<b>21.07</b>	<b>3.66%</b>	<b>1.05</b>	<b>0.12</b>	
<b>Standard market</b>						
AERODROM LJUBLJANA	AELG	27.05	1.70%	1.13	0.07	0.22
DELO PRODAJA	DPRG	9.44	1.22%	0.24	0.00183	-0.01
ISKRA AVTOELEKTRIKA	IALG	42.53	1.48%	1.57	0.11	0.24
ISTRABENZ	ITBG				0.004	2.79
KOMPAS MTS	MTSG	0.78	8.06%	0.07	0.0006	-0.13
MLINOTEST	MAJG			0.38	0.168	-0.28
NIKA	NIKN			2.36	0.004	0.01
PIVOVARNA LAŠKO	PILR			0.62	0.05	0.51
SALUS	SALR	11.83	3.85%	0.60	0.09	0.08
SAVA	SAVA			0.03	0.03	3.28
TERME ČATEŽ	TCRG	17.39		0.13	0.005	0.113
UNIOR	UKIG			0.05	0.004	0.01
ŽITO	ZTOG	80.32	3.36%	0.46	0.17	0.11
<b>Standard market ratios</b>			<b>1.58%</b>	<b>0.37</b>	<b>0.08</b>	

Calculated on the basis of audited consolidated financial statements for 2012.

Market averages are calculated by market capitalisation weighting (illiquid companies excluded).

P / E = price / earnings per share

Dividend yield = last confirmed dividend / price

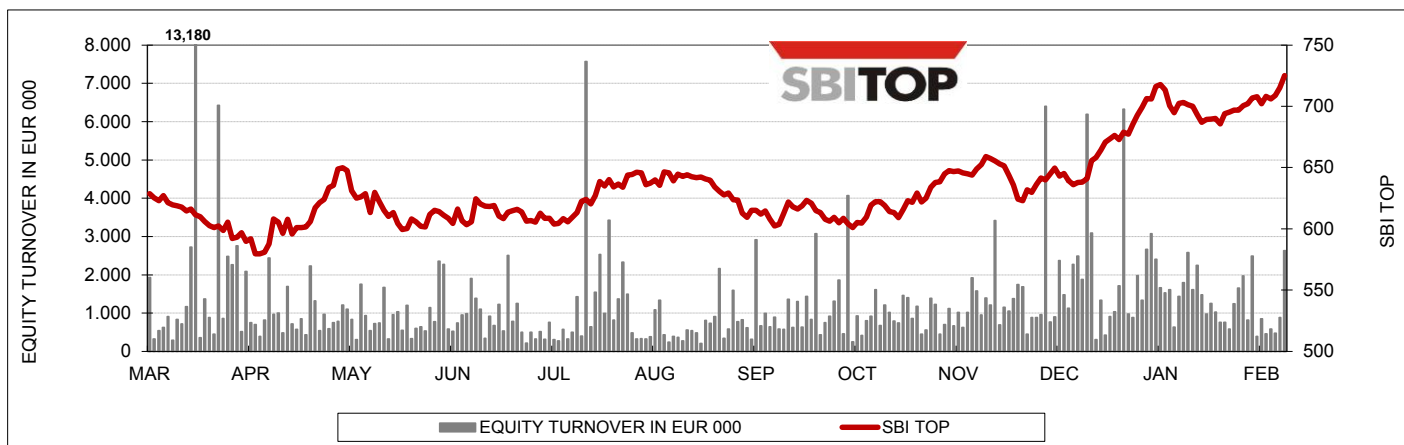
P / B = price / book value of share (own shares excluded)

Ratios for Aerodrom Ljubljana are based on all issued shares (ordinary and preferred)

Turnover ratio = yearly turnover / average market capitalisation (current month, before 6 and before 12 months).

The systematic risk indicator "Beta" is calculated using 12-month daily data and with correlation to SBITOP.

## SLOVENE BLUE-CHIP INDEX - SBI TOP



**Value on 28 Feb 2014** **725.14**

Change in February 2014	25.22
Max. value in February 2014 (28 Feb 2014)	725.14
Min. value in February 2014 (10 Feb 2014)	685.54

Monthly change	3.60% ▲
Change from 31 Dec 2013	10.60% ▲
Change from 28 Feb 2013	16.36% ▲

### SBITOP constituents:

		Weight as of 28 Feb 2014	Price in EUR (28 Feb 2014)
KRKA	KRKG	26.33%	62.15
PETROL	PETG	23.49%	273.00
TELEKOM SLOVENIJE	TLSG	20.57%	133.55
ZAVAROVALNICA TRIGLAV	ZVTG	12.06%	22.500
MERCATOR	MELR	8.26%	74.49
POZAVAROVALNICA SAVA	POSR	6.09%	10.010
GORENJE	GRVG	3.19%	4.083

## CEESEG Composite Index in EUR - CEESEG EUR



CEESEG is a trademark of WBAG.

**Value on 28 Feb 2014** **1,220.79**

Change in February 2014	14.97
Max. value in February 2014 (24 Feb 2014)	1,247.67
Min. value in February 2014 (4 Feb 2014)	1,187.00

Monthly change	1.24% ▲
Change from 31 Dec 2013	0.82% ▲
Change from 28 Feb 2013	-0.37% ▼

### CEESEG EUR constituents: 51 shares, represent first 15:

		Weight as of 28 Feb 2014	Price in EUR (28 Feb 2014)
ERSTE GROUP BANK AG		9.66%	25.710
OMV AG		9.07%	32.970
CEZ		7.07%	19.543
VOESTALPINE AG		6.63%	32.655
ANDRITZ AG		6.37%	45.535
IMMOFINANZ AG		6.27%	3.670
RAIFFEISEN BANK INTERNATIONAL AG		6.22%	25.250
KOMERCNI BANKA		4.49%	175.66
OTP BANK		4.24%	12.866
VIENNA INSURANCE GROUP AG		3.99%	37.100
MOL		3.74%	42.558
TELEKOM AUSTRIA AG		3.15%	7.055
WIENERBERGER AG		2.71%	13.685
KRKA		2.59%	62.15
OESTERR. POST AG		2.05%	36.145

## MONTHLY TURNOVER BY MARKET IN EUR 000

Year 2013	Equity Market					Treasury bills	Commercial papers	Average daily turnover	TOTAL	MoM Index
	Prime Market	Standard Market	Entry Market	Fund Market	Bond Market					
February	17,490	751	730	159	3,926			1,213	23,056	57
March	40,223	582	300	193	5,466	4		2,338	46,769	203
April	19,975	519	346	255	8,189			1,394	29,284	63
May	16,644	620	681	154	2,825		101	956	21,025	72
June	18,827	557	2,411	91	4,952		103	1,418	26,941	128
July	26,716	1,088	361	33	9,414		11	1,636	37,623	140
August	12,253	876	748	82	8,380		282	1,077	22,622	60
September	19,813	1,105	676	154	11,669			1,591	33,418	148
October	18,121	4,240	1,696	277	7,147		546	1,456	32,026	96
November	20,066	1,690	818	192	13,754		27	1,827	36,546	114
December	34,697	1,531	726	133	5,101		50	2,347	42,238	116
<b>Total 2013</b>	<b>274,969</b>	<b>14,128</b>	<b>10,291</b>	<b>1,771</b>	<b>86,079</b>	<b>4</b>	<b>4,518</b>	<b>1,586</b>	<b>391,760</b>	
Year 2014										
January	32,494	3,854	1,889	11	8,482			2,124	46,731	111
February	20,563	2,129	848		7,485		48	1,554	31,074	66
<b>Total 2014</b>	<b>53,057</b>	<b>5,983</b>	<b>2,737</b>	<b>11</b>	<b>15,968</b>		<b>48</b>	<b>1,852</b>	<b>77,805</b>	

## MARKET CAPITALISATION BY MARKET IN EUR 000

Date	Prime Market	Equity Market Standard Market	Entry Market	Fund Market	Bond Market	TOTAL (equity)	MoM Index
February 28, 2013	3,986,685	289,673	515,570	17,060	12,523,064	4,791,928	96
March 31, 2013	3,742,902	259,175	488,606	16,869	12,458,269	4,490,683	94
April 30, 2013	4,087,174	242,887	453,554	16,463	12,376,584	4,783,616	107
May 31, 2013	4,057,091	237,505	492,639	16,353	12,324,861	4,787,235	100
June 30, 2013	4,063,907	235,002	505,579	15,776	12,254,804	4,804,488	100
July 31, 2013	4,373,325	234,145	470,767	15,970	12,218,254	5,078,236	106
August 31, 2013	4,325,496	249,258	469,275	15,675	12,207,049	5,044,029	99
September 30, 2013	4,278,364	242,522	437,910	15,172	12,184,460	4,958,796	98
October 31, 2013	4,378,597	248,033	451,576	15,106	12,101,041	5,078,205	102
November 30, 2013	4,423,851	260,492	450,004	15,267	12,064,588	5,134,347	101
December 31, 2013	4,487,491	234,914	450,705	13,848	13,956,274	5,173,109	101
January 31, 2014	4,748,529	277,025	472,009		14,517,162	5,497,563	106
February 28, 2014	4,923,959	307,955	482,831		14,555,606	5,714,746	104

## NEWS AND EVENTS

- In February 2014, there was an increase in average consumer prices MoM by 0.1 per cent, while price growth for the entire year has been 0.1 per cent.
- On 28<sup>th</sup> February 2014, the ECB euro foreign exchange reference rate against the dollar was 1 EUR = USD 1.3813. In the past month, the euro rose by 2.2 per cent against the dollar, while it appreciated by 5.2 per cent against the dollar during the past 12-month period.

## MEMBERS LIST

Member	Tel. No.	Member	Tel. No.
Abanka Vipava, d. d., Ljubljana	+386 1 471 81 88	Moja delnica BPH, d. d., Ljubljana	+386 1 433 11 55
ALTA Invest, d. d., Ljubljana	+386 1 320 03 90	Nova Kreditna banka Maribor, d.d., Maribor	+386 2 229 27 38
BKS BANK AG, Bančna podružnica, Ljubljana	+386 1 589 09 26	Nova Ljubljanska banka, d. d., Ljubljana	+386 1 476 52 07
Deželna banka Slovenije, d. d., Ljubljana	+386 1 472 72 68	Perspektiva, borzno posrednika družba, d. d., Ljubljana	+386 1 568 82 25
Erste Group Bank AG, Vienna *	+43 50 100 83118	Probanka, d. d., Maribor	+386 2 252 05 58
Factor banka, d. d., Ljubljana	+386 1 230 66 14	Raiffeisen Banka, d. d., Maribor	+386 2 229 31 19
GBD Gorenjska borzno posredniška družba, d. d., Kranj	+386 4 280 10 18	Raiffeisen Centrobank AG, Vienna *	+43 51520 5457
Gorenjska banka, d. d., Kranj	+386 4 208 43 28	SKB banka, d. d., Ljubljana	+386 1 471 50 82
Hypo Alpe-Adria-Bank, d. d., Ljubljana	+386 1 580 42 76	UniCredit Banka, d. d., Ljubljana	+386 1 587 64 30
Ilirika borzno posredniška hiša, d. d., Ljubljana	+386 1 300 22 60	WOOD & Company Financial Services, a.s., Prague *	+420 222 096 287
KBC Securities NV, Brussels *	+32 2 429 13 04		

\* Remote member of LJSE