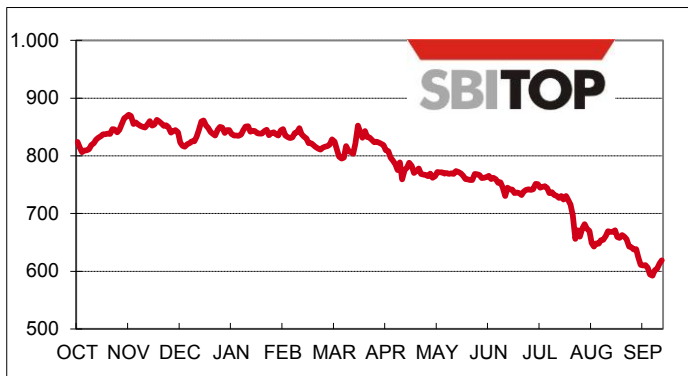


Monthly report - September 2011

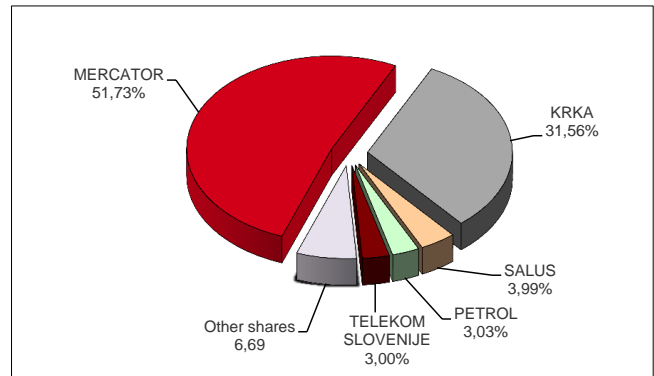


LIUBLJANA STOCK EXCHANGE

Slovene blue-chip index (SBITOP) performance



Shares by turnover



PRIME MARKET

	Price in EUR (30 Sep 2011)	Monthly change	Turnover in EUR 000	Number of trades	Market capitalisation in EUR 000 (30 Sep 2011)
GORENJE	5.860	-18.61% ▼	489	648	93,214
INTEREUROPA	1.100	-29.03% ▼	21	94	8,693
NOVA KREDITNA BANKA MARIBOR	4.500	-16.97% ▼	533	439	176,053
KRKA	51.39	-9.68% ▼	13,645	2,610	1,820,548
LUKA KOPER	9.390	-10.57% ▼	182	224	131,460
MERCATOR	163.00	5.84% ▲	22,367	332	613,754
PETROL	156.65	-10.99% ▼	1,308	458	326,819
TELEKOM SLOVENIJE	61.50	-15.64% ▼	1,299	307	401,932
Total			39,845	5,112	3,572,473

TRADING SUMMARY

	Turnover in EUR 000	Number of trades	Market capitalisation in EUR 000 (30 Sep 2011)	Number of issues (30 Sep 2011)
EQUITY MARKET	43,238	6,740	5,108,456	70
FUND MARKET	138	242	20,852	1
BOND MARKET	5,912	217	15,051,412	73
Total	49,288	7,199	20,180,721	144

TURNOVER BY MEMBERS

Member	Turnover in EUR	Share
NOVA LJUBLJANSKA BANKA	41,904	42.51%
ILIRIKA	8,631	8.76%
Alta Invest	6,226	6.32%
PROBANKA	4,667	4.73%
GBD GORENJSKA BORZNOPOSREDNIŠKA DRUŽBA	4,538	4.60%
OTHERS	32,610	33.08%
Total (27)	98,576	100.00%

INVESTMENT POINT OF SLOVENIA

BORZA
LIUBLJANA STOCK EXCHANGE

Contact
Contents
SLO

WHAT'S NEW MARKET DATA PRODUCTS & SERVICES FOR ISSUERS MEMBERS ABOUT THE LJSE

More info at www.ljse.si



PRIME AND STANDARD MARKET SHARES - TOP GAINERS / DECLINERS

Issuer	Trading code	Price in EUR (30 Sep 2011)	Monthly change	Change since 31 Dec 2010	Change since 30 Sep 2010	Market
Gainers						
SALUS	SALR	288.00	8.68% ▲	-29.76% ▼	-33.33% ▼	Standard market
MERCATOR	MELR	163.00	5.84% ▲	3.36% ▲	8.18% ▲	Prime market
TERME ČATEŽ	TCRG	179.00	0.06% ▲	-5.79% ▼	0.00%	Standard market
Decliners						
ABANKA	ABKN	17.000	-36.78% ▼	-64.95% ▼	-59.41% ▼	Standard market
INTEREUROPA	IEKG	1.100	-29.03% ▼	-71.79% ▼	-70.19% ▼	Prime market
SAVA	SAVA	23.560	-24.24% ▼	-73.68% ▼	-87.46% ▼	Standard market
POZAVAROVALNICA SAVA	POSR	5.210	-23.38% ▼	-34.88% ▼	-37.98% ▼	Standard market
PROBANKA	PRBP	10.240	-20.00% ▼	-57.86% ▼	-57.33% ▼	Standard market

MOST TRADED SECURITIES

	Trading code	Price in EUR (30 Sep 2011)	Turnover in EUR 000	Number of trades	Market capitalisation in EUR 000 (30 Sep 2011)	Market
Shares						
MERCATOR	MELR	163.00	22,367	332	613,754	Prime market
KRKA	KRKG	51.39	13,645	2,610	1,820,548	Prime market
SALUS	SALR	288.00	1,725	16	34,992	Standard market
Funds						
PROBANKA GLOBALNI NALOŽBENI SKLAD	PBGS	0.596	138	242	20,852	Fund market
Bonds						
SLOVENSKA ODŠKODNINSKA DRUŽBA 2 nd ISSUE	SOS2E	104.05	2,428	128	533,747	Bond market
REPUBLIKA SLOVENIJA 38 th ISSUE	RS38	104.00	2,214	4	71,601	Bond market
ZAVAROVALNICA TRIGLAV 2 nd ISSUE	ZT02	101.00	411	9	30,300	Bond market

PRIME AND STANDARD MARKET RATIOS

	Trading code	Price-to-earnings ratio (P/E)	Dividend yield	Price-to-book ratio (P/B)	Turnover ratio	Beta
Prime market						
GORENJE	GRVG	4.09		0.21	0.10	0.84
INTEREUROPA	IEKG			0.06	0.03	0.67
KRKA	KRKG	10.15	2.72%	1.68	0.10	0.74
LUKA KOPER	LKPG			0.54	0.04	0.60
MERCATOR	MELR	19.97	4.91%	0.76	0.13	1.21
NOVA KBM	KBMR	10.86	1.78%	0.30	0.08	1.32
PETROL	PETG	9.81	4.79%	0.88	0.06	1.15
TELEKOM SLOVENIJE	TLSG		5.53%	0.50	0.05	0.85
Prime market ratios		301.33	3.35%	0.85	0.09	
Standard market						
ABANKA VIPA	ABKN	40.84	1.06%	0.34	0.00	0.17
AERODROM LJUBLJANA	AELG	11.10	3.44%	0.39	0.06	0.60
DELO PRODAJA	DPRG	516.23	0.81%	0.43	0.01	-0.12
ETOL	ETOG		2.20%	0.46	0.01	-0.17
ISKRA AVTOELEKTRIKA	IALG	5.67	2.99%	0.73	0.01	-0.02
ISTRABENZ	ITBG				0.01	-0.38
KOMPAS MTS	MTSG	5.21	9.07%	0.11	0.00	-0.07
MLINOTEST	MAJG	8.89		0.34	0.00	0.03
NIKA	NIKN			1.20	0.00	0.00
PIVOVARNA LAŠKO	PILR			0.75	0.01	0.16
POZAVAROVALNICA SAVA	POSR	6.02		0.32	0.03	0.73
SALUS	SALR	6.65	10.42%	0.71	0.12	0.27
SAVA	SAVA			0.15	0.02	0.09
TERME ČATEŽ	TCRG	35.52	3.07%	0.92	0.00	0.00
UNIOR	UKIG			0.18	0.00	0.00
ZAVAROVALNICA TRIGLAV	ZVTG	10.13	3.22%	0.60	0.05	0.36
ŽITO	ZTOG	11.36	5.24%	0.42	0.03	0.02
Standard market ratios			2.41%	0.42	0.03	

Calculated on the basis of audited consolidated financial statements for 2010.

Market averages are calculated by market capitalisation weighting (illiquid companies excluded).

P / E = price / earnings per share

Dividend yield = last confirmed dividend / price

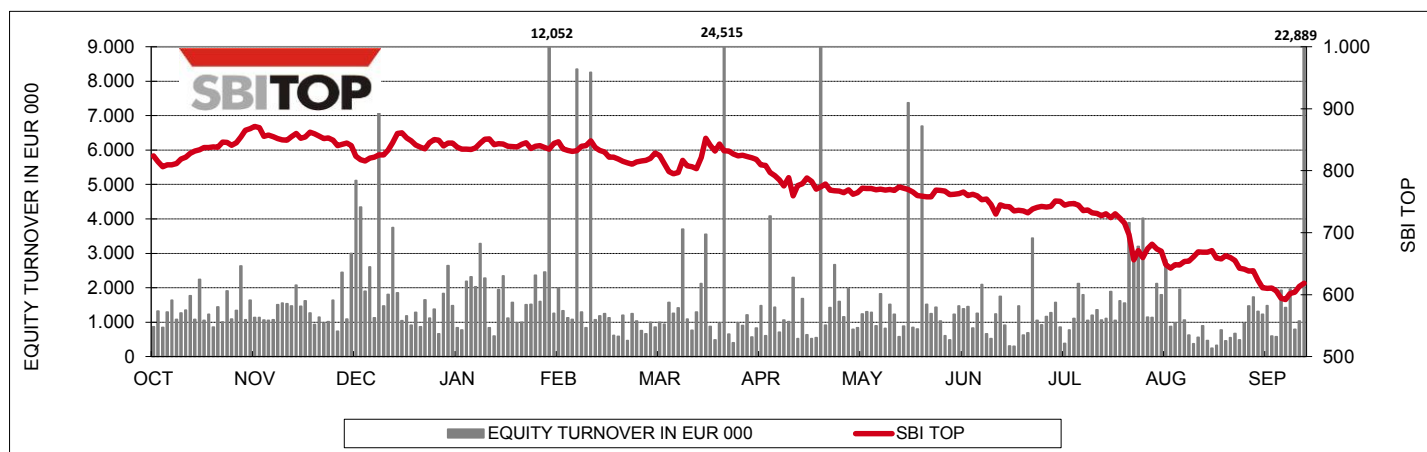
P / B = price / book value of share (own shares excluded)

Ratios for Aerodrom Ljubljana are based on all issued shares (ordinary and preferred)

Turnover ratio = yearly turnover / average market capitalisation (current month, before 6 and before 12 months).

The systematic risk indicator "Beta" is calculated using 12-month daily data and with correlation to SBITOP.

SLOVENE BLUE-CHIP INDEX - SBI TOP



Value on 30 Sep 2011

618.65

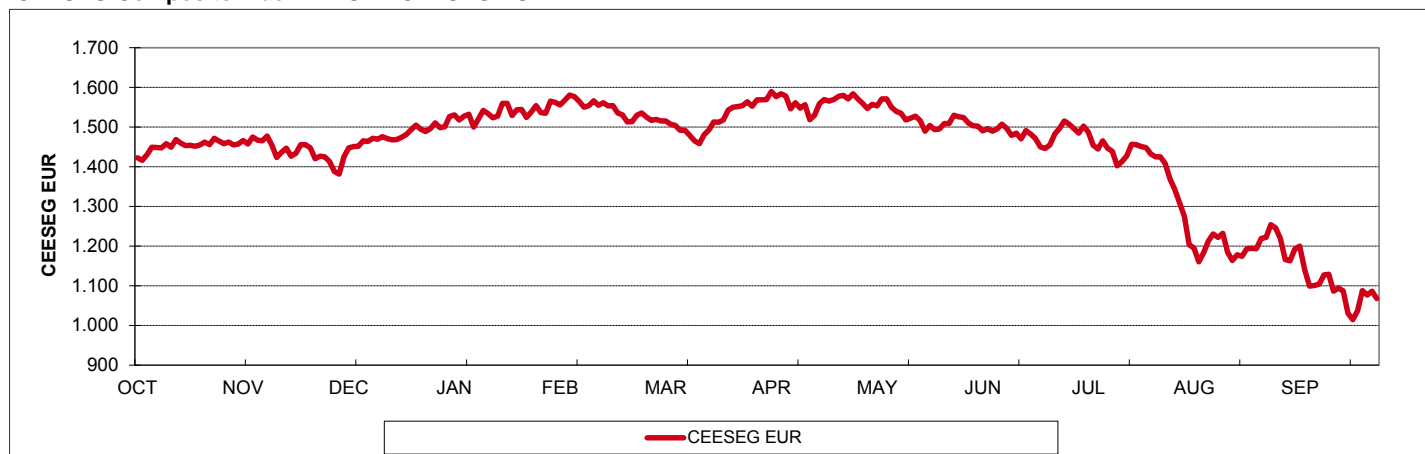
Change in September 2011 -49.84
 Max. value in September 2011 (2 Sep 2011) 671.15
 Min. value in September 2011 (26 Sep 2011) 592.07

Monthly change -7.46% ▼
 Change from 31 Dec 2010 -27.25% ▼
 Change from 30 Sep 2010 -25.55% ▼

SBITOP constituents:

		Weight as of 30 Sep 2011	Price in EUR (30 Sep 2011)
MERCATOR	MELR	30.41%	163.00
KRKA	KRKG	28.86%	51.39
PETROL	PETG	18.89%	156.65
TELEKOM SLOVENIJE	TLSG	9.96%	61.50
NOVA KREDITNA BANKA MARIBOR	KBMR	7.27%	4.500
GORENJE	GRVG	4.62%	5.860

CEESEG Composite Index in EUR - CEESEG EUR



CEESEG is a trademark of WBAG.

Value on 30 Sep 2011

1,067.19

Change in September 2011 -186.75
 Max. value in September 2011 (1 Sep 2011) 1,245.82
 Min. value in September 2011 (23 Sep 2011) 1,013.88

Monthly change -14.89% ▼
 Change from 31 Dec 2010 -28.90% ▼
 Change from 30 Sep 2010 -24.52% ▼

CEESEG EUR constituents: 50 shares,
represent first 15:

		Weight as of 30 Sep 2011	Price in EUR (30 Sep 2011)
ERSTE GROUP BANK AG		9.93%	19.360
CEZ		9.46%	28.727
OMV AG		7.14%	22.520
TELEKOM AUSTRIA AG		5.20%	7.579
MOL		5.14%	50.784
VOESTALPINE AG		5.03%	21.945
ANDRITZ AG		4.96%	61.600
OTP BANK		4.80%	11.070
KOMERCNI BANKA		4.09%	139.025
TELEFONICA O2 CR		3.96%	15.861
IMMOFINANZ AG		3.90%	2.143
VIENNA INSURANCE GROUP AG		3.55%	28.675
VERBUND AG KAT. A		2.86%	21.675
KRKA		2.82%	51.390
RICHTER GEDEON		2.58%	102.079

MONTHLY TURNOVER BY MARKET IN EUR 000

Year	Equity Market			Fund Market					TOTAL	MoM Index
	Prime Market	Standard Market	Entry Market	Closed-end Fund Market	Plus Market	General Market	Bond Market	Average daily turnover		
Year 2010										
September	20,200	8,039	1,330	1,288		648	8,906	1,837	40,411	109
October	22,646	3,994	1,770	964		496	3,815	1,604	33,685	83
November	23,257	4,414	825	1,728		439	2,070	1,559	32,734	97
December	38,090	5,961	1,488	2,163		409	4,426	2,627	52,537	160
Total 2010	288,010	57,592	15,190	16,423	58	6,365	108,903	1,962	492,540	
Year 2011										
January	31,183	1,706	878	1,279		506	12,863	2,305	48,415	92
February	39,980	8,823	1,040	4,374		639	5,485	3,176	60,341	125
March	40,758	2,266	9,769	3,690		467	6,770	2,770	63,721	106
April	18,973	1,232	882	681		292	3,485	1,419	25,545	40
May	30,068	1,678	1,264	958		531	4,360	1,850	38,859	152
June	34,195	1,370	1,321	870		405	3,652	1,901	41,813	108
July	22,626	1,433	544	484		153	1,999	1,297	27,239	65
August	33,577	1,004	3,024			197	3,401	1,873	41,203	151
September	39,845	2,683	711			138	5,912	2,240	49,288	120
Total 2011	291,204	22,195	19,433	12,335		3,329	47,926	2,097	396,422	

MARKET CAPITALISATION BY MARKET IN EUR 000

Date	Equity Market			Fund Market					TOTAL (equity)	MoM Index
	Prime Market	Standard Market	Entry Market	Closed-end Fund Market	Plus Market	General Market	Bond Market			
September 30, 2010	4,659,247	1,638,912	801,306	183,807		115,348	13,239,142	7,099,465	100	
October 31, 2010	4,782,240	1,591,543	812,262	183,807		112,049	13,226,412	7,186,045	101	
November 30, 2010	4,714,173	1,510,616	740,870	180,161		110,499	13,240,243	6,965,660	97	
December 31, 2010	4,713,896	1,498,485	815,511	158,553		106,778	13,192,764	7,027,892	101	
January 31, 2011	4,666,239	1,416,542	664,394	161,894		106,135	14,359,327	6,747,176	96	
February 28, 2011	4,528,270	1,369,456	656,792	165,078		105,103	14,181,886	6,554,518	97	
March 31, 2011	4,518,339	1,314,303	747,604	163,454		100,850	15,703,554	6,580,246	100	
April 30, 2011	4,332,335	1,206,422	709,128	96,509		95,601	15,348,974	6,247,884	95	
May 31, 2011	4,406,180	1,129,133	736,039	102,290		95,516	15,210,868	6,271,352	100	
June 30, 2011	4,259,161	1,102,639	732,192	96,348		92,213	15,235,506	6,093,991	97	
July 31, 2011	4,234,383	1,093,268	727,356	101,166		26,189	15,185,852	6,055,007	99	
August 31, 2011	3,925,062	1,065,387	684,973			21,990	15,119,344	5,675,422	94	
September 30, 2011	3,572,473	876,907	659,076			20,852	15,051,412	5,108,456	90	

NEWS AND EVENTS

- In September 2011, there was an increase in average consumer prices MoM by 0.6 per cent, while price growth for the entire year has been 2.1 per cent.
- On 30th September 2011, the ECB euro foreign exchange reference rate against the dollar was 1 EUR = USD 1.3503. In the past month, the euro fell by 6.6 per cent against the dollar, while it depreciated by 1.1 per cent against the dollar during the past 12-month period.

MEMBERS LIST

Member	Tel. No.	Member	Tel. No.
Abanka Vipava, d. d., Ljubljana	+386 1 471 81 88	Iliirika borzno posredniška hiša, d. d., Ljubljana	+386 1 300 22 60
ALTA Invest, d. d., Ljubljana	+386 1 320 03 90	KBC Securities NV, Brussels *	+32 2 429 13 04
Argonos BPH, d.o.o., Ljubljana	+386 1 470 48 05	KD banka, d. d., Ljubljana	+386 59 22 00 31
Banka Koper, d. d., Koper	+386 5 666 13 18	Moja delnica BPH, d. d., Ljubljana	+386 1 433 11 55
BKS BANK AG, Bančna podružnica, Ljubljana	+386 1 589 09 26	Nova Kreditna banka Maribor, d.d., Maribor	+386 2 229 27 38
Certius BPH, d.o.o., Ljubljana	+386 1 540 42 04	Nova Ljubljanska banka, d. d., Ljubljana	+386 1 476 52 07
Deželna banka Slovenije, d. d., Ljubljana	+386 1 472 72 68	Perspektiva, borzno posredniška družba, d. d., Ljubljana	+386 1 568 82 25
ecetra Central European e-Finance AG (brokerjet) *	+386 1 583 22 95	Primorski finančni center Interfin, d.o.o., Koper	+386 5 663 31 00
Erste Group Bank AG, Vienna *	+43 50 100 83118	Probanka, d. d., Maribor	+386 2 252 05 58
Factor banka, d. d., Ljubljana	+386 1 230 66 14	Raiffeisen Banka, d. d., Maribor	+386 2 229 31 19
GBD Gorenjska borzno posredniška družba, d. d., Kranj	+386 4 280 10 18	Raiffeisen Centrobank AG, Vienna *	+43 51520 5457
Gorenjska banka, d. d., Kranj	+386 4 208 43 28	SKB banka, d. d., Ljubljana	+386 1 471 50 82
Hypo Alpe-Adria-Bank, d. d., Ljubljana	+386 1 580 42 76	UniCredit Banka, d. d., Ljubljana	+386 1 587 64 30
		WOOD & Company Financial Services, a.s.*	+420 222 096 287

* Remote members of LJSE