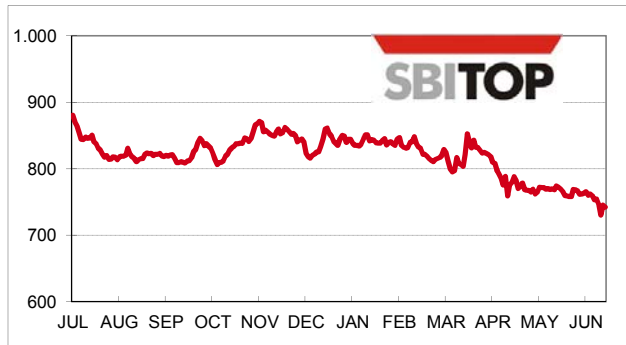


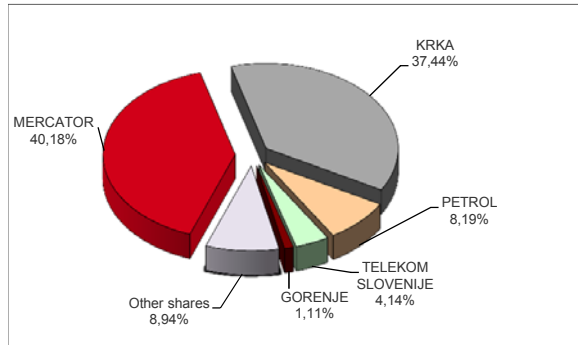
Monthly report - June 2011



Slovene blue-chip index (SBITOP) performance



Shares by turnover



PRIME MARKET

	Price in EUR (30 Jun 2011)	Monthly change	Turnover in EUR 000	Number of trades	Market capitalisation in EUR 000 (30 Jun 2011)
MERCATOR	160.60	-3.54% ▼	14,822	393	604,717
KRKA	60.00	-0.51% ▼	13,810	2,095	2,125,567
PETROL	225.00	-0.38% ▼	3,022	526	469,418
TELEKOM SLOVENIJE	70.00	-7.77% ▼	1,526	332	457,483
GORENJE	9.15	-11.85% ▼	409	354	145,548
NOVA KREDITNA BANKA MARIBOR	6.79	-13.17% ▼	349	402	265,645
LUKA KOPER	12.60	-6.67% ▼	244	187	176,400
INTEREUROPA	1.82	-6.67% ▼	14	64	14,382
Total			34,195	4,353	4,259,161

TRADING SUMMARY

	Turnover in EUR 000	Number of trades	Market capitalisation in EUR 000 (30 Jun 2011)	Number of issues (30 Jun 2011)
EQUITY MARKET	36,887	6,771	6,093,991	73
FUND MARKET	405	478	92,213	4
CLOSED-END FUND MARKET	870	1,104	96,348	1
BOND MARKET	3,652	237	15,235,506	77
Total	41,813	8,590	21,518,059	155

TURNOVER BY MEMBERS

Member	Turnover in EUR 000	Share
UNICREDIT BANK	18,883	22.58%
Alta Invest	18,790	22.47%
KBC SECURITIES N.V.	8,490	10.15%
ILIRIKA	6,484	7.75%
GBD GORENJSKA BORZNOPOSREDNIŠKA DRUŽBA	4,140	4.95%
OTHERS	26,839	32.09%
Total (26)	83,626	100.00%

More info at www.ljse.si

PRIME AND STANDARD MARKET SHARES - TOP GAINERS / DECLINERS

Issuer	Trading code	Price in EUR (30 Jun 2011)	Monthly change	Change since 31 Dec 2010	Change since 30 Jun 2010	Market
Gainers						
SAVA	SAVA	40.000	7.82% ▲	-55.31% ▼	-78.51% ▼	Standard market
ŽITO	ZTOG	112.500	6.13% ▲	20.84% ▲	28.57% ▲	Standard market
ISKRA AVTOELEKTRIKA	IALG	16.80	5.07% ▲	-16.00% ▼	-33.33% ▼	Standard market
POZAVAROVALNICA SAVA	POSR	7.10	0.71% ▲	-11.25% ▼	-20.13% ▼	Standard market
ABANKA	ABKN	37.20	0.27% ▲	-23.30% ▼	-25.60% ▼	Standard market
Decliners						
ISTRABENZ	ITBG	2.700	-23.08% ▼	-58.46% ▼	-64.47% ▼	Standard market
KOMPAS MTS	MTSG	6.000	-16.67% ▼	-21.57% ▼	-29.41% ▼	Standard market
NOVA KREDITNA BANKA MARIBOR	KBMR	6.790	-13.17% ▼	-33.43% ▼	-39.10% ▼	Prime market
GORENJE	GRVG	9.15	-11.85% ▼	-32.17% ▼	-28.12% ▼	Prime market
AERODROM LJUBLJANA	AELG	14.500	-9.43% ▼	-22.87% ▼	-42.28% ▼	Standard market

MOST TRADED SECURITIES

	Trading code	Price in EUR (30 Jun 2011)	Turnover in EUR 000	Number of trades	Market capitalisation in EUR 000 (30 Jun 2011)	Market
Shares						
MERCATOR	MELR	160.60	14,822	393	604,717	Prime market
KRKA	KRKG	60.00	13,810	2,095	2,125,567	Prime market
PETROL	PETG	225.000	3,022	526	469,418	Prime market
Funds						
NFD 1 DELNIŠKI INVESTICIJSKI SKLAD	NF1N	0.600	870	1,104	96,348	Fund market
INFOND GLOBAL	INDGL	9.048	194	205	46,243	Fund market
PROBANKA GLOBALNI NALOŽBENI SKLAD	PBGS	0.681	173	130	25,874	Fund market
Bonds						
SLOVENSKA ODŠKODNINSKA DRUŽBA 2 nd ISSUE	SOS2E	104.75	1,778	165	535,713	Bond market
BANKA CELJE 15 th ISSUE	BCE15		602	1	34,150	Bond market
REPUBLIKA SLOVENIJA 66 th ISSUE	RS66	112.72	486	2	1,690,800	Bond market

PRIME AND STANDARD MARKET RATIOS

	Trading code	Price-to-earnings ratio (P/E)	Dividend yield	Price-to-book ratio (P/B)	Turnover ratio	Beta
Prime market						
GORENJE	GRVG	6.39		0.33	0.10	0.43
INTEREUROPA	IEKG			0.10	0.04	0.14
KRKA	KRKG	11.85	1.83%	1.97	0.08	0.50
LUKA KOPER	LKPG			0.72	0.03	0.37
MERCATOR	MELR	19.67	4.98%	0.75	0.09	1.65
NOVA KBM	KBMR	16.39		0.45	0.07	1.14
PETROL	PETG	14.10	3.33%	1.26	0.05	1.18
TELEKOM SLOVENIJE	TLSG		4.29%	0.57	0.04	0.83
Kazalniki prve kotacije		359.25	2.45%	1.01	0.07	
Standardna kotacija						
ABANKA VIPA	ABKN	89.37	0.48%	0.75	0.00	0.23
AERODROM LJUBLJANA	AELG	12.88	2.97%	0.45	0.07	0.38
DELO PRODAJA	DPRG	516.23	0.81%	0.43	0.01	-0.19
ETOL	ETOG		1.69%	0.59	0.01	-0.16
ISKRA AVTOELEKTRIKA	IALG	5.71	2.98%	0.74	0.01	-0.16
ISTRABENZ	ITBG				0.01	-0.81
KOMPAS MTS	MTSG	4.17		0.09	0.00	-0.04
MLINOTEST	MAJG	10.39		0.39	0.00	0.04
NIKA	NIKN			1.20	0.00	0.00
PIVOVARNA LAŠKO	PILR			0.59	0.01	0.40
POZAVAROVALNICA SAVA	POSR	8.20		0.44	0.06	0.30
SALUS	SALR	6.93	10.00%	0.74	0.07	0.20
SAVA	SAVA			0.25	0.04	0.07
TERME ČATEŽ	TCRG	35.52	3.07%	0.92	0.00	-0.02
ZAVAROVALNICA TRIGLAV	ZVTG	11.83	2.76%	0.70	0.05	0.31
ŽITO	ZTOG	15.59	3.82%	0.58	0.03	0.02
Kazalniki standardne kotacije			1.88%	0.57	0.03	

Calculated on the basis of audited consolidated financial statements for 2010.

Market averages are calculated by market capitalisation weighting (illiquid companies excluded).

P / E = price / earnings per share

Dividend yield = last confirmed dividend / price

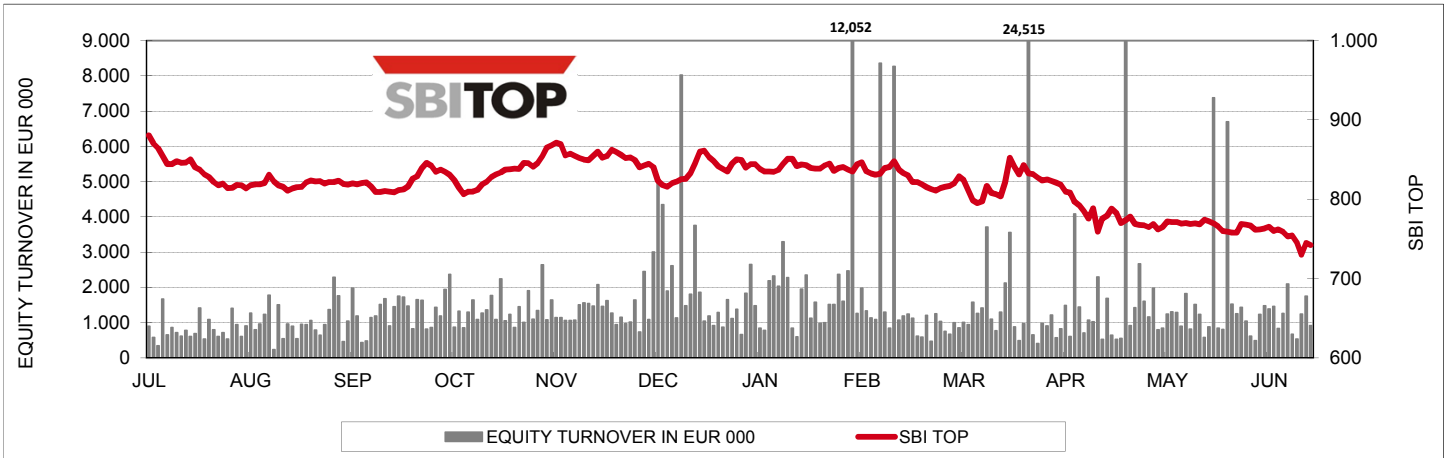
P / B = price / book value of share (own shares excluded)

Ratios for Aerodrom Ljubljana are based on all issued shares (ordinary and preferred)

Turnover ratio = yearly turnover / average market capitalisation (current month, before 6 and before 12 months).

The systematic risk indicator "Beta" is calculated using 12-month daily data and with correlation to SBITOP.

SLOVENE BLUE-CHIP INDEX - SBI TOP



Value on 30 Jun 2011

742.29

Change in June 2011	-29.70
Max. value in June 2011 (1 Jun 2011)	769.67
Min. value in June 2011 (28 Jun 2011)	730.22

Monthly change	-3.85% ▼
Change from 31 Dec 2010	-12.71% ▼
Change from 30 Jun 2010	-15.65% ▼

SBITOP constituents:

		Weight as of 30 Jun 2011	Price in EUR (30 Jun 2011)
KRKA	KRKG	30.45%	60.00
PETROL	PETG	21.79%	225.00
MERCATOR	MELR	24.06%	160.60
TELEKOM SLOVENIJE	TLSG	9.10%	70.00
NOVA KREDITNA BANKA MARIBOR	KBMR	8.81%	6.790
GORENJE	GRVG	5.79%	9.150

CEESEG Composite Index in EUR - CEESEG EUR



CEESEG is a trademark of WBAG.

Value on 30 Jun 2011

1,496.53

Change in June 2011	-33.40
Max. value in June 2011 (1 Jun 2011)	1,525.88
Min. value in June 2011 (27 Jun 2011)	1,445.95

Monthly change	-2.18% ▼
Change from 31 Dec 2010	-0.30% ▼
Change from 30 Jun 2010	15.68% ▲

CEESEG EUR constituents: 50 shares,
represent first 15:

	Weight as of 30 Jun 2011	Price in EUR (30 Jun 2011)
ERSTE GROUP BANK AG	10.52%	36.15
CEZ	9.58%	35.47
OTP BANK	7.18%	22.47
MOL	7.08%	79.09
OMV AG	7.03%	30.13
VOESTALPINE AG	6.43%	38.07
TELEKOM AUSTRIA AG	4.45%	8.80
ANDRITZ AG	4.21%	71.00
IMMOFINANZ AG	3.94%	2.94
KOMERCNI BANKA	3.65%	168.09
VIENNA INSURANCE GROUP AG	3.46%	37.90
TELEFONICA O2 CR	3.30%	17.94
RAIFFEISEN BANK INTERNATIONAL AG	2.97%	35.54
VERBUND AG KAT. A	2.91%	30.00
RICHTER GEDEON	2.54%	136.36

MONTHLY TURNOVER BY MARKET IN EUR 000

	Equity Market			Fund Market					TOTAL	MoM Index
	Prime Market	Standard Market	Entry Market	Closed-end Fund Market	Plus Market	General Market	Bond Market	Average daily turnover		
Year 2010										
June	24,446	2,805	1,202	877	5	683	12,922	2,045	42,940	109
July	15,090	1,857	952	1,292	18	530	11,569	1,423	31,309	73
August	19,838	2,350	725	675		373	13,171	1,688	37,132	119
September	20,200	8,039	1,330	1,288		648	8,906	1,837	40,411	109
October	22,646	3,994	1,770	964		496	3,815	1,604	33,685	83
November	23,257	4,414	825	1,728		439	2,070	1,559	32,734	97
December	38,090	5,961	1,488	2,163		409	4,426	2,627	52,537	160
Total 2010	288,010	57,592	15,190	16,423	58	6,365	108,903	1,962	492,540	
Year 2011										
January	31,183	1,706	878	1,279		506	12,863	2,305	48,415	92
February	39,980	8,823	1,040	4,374		639	5,485	3,176	60,341	125
March	40,758	2,266	9,769	3,690		467	6,770	2,770	63,721	106
April	18,973	1,232	882	681		292	3,485	1,419	25,545	40
May	30,068	1,678	1,264	958		531	4,360	1,850	38,859	152
June	34,195	1,370	1,321	870		405	3,652	1,901	41,813	108
Total 2011	195,157	17,076	15,154	11,852		2,841	36,614	2,248	278,693	

MARKET CAPITALISATION BY MARKET IN EUR 000

Date	Equity Market			Fund Market					TOTAL (equity)	MoM Index
	Prime Market	Standard Market	Entry Market	Closed-end Fund Market	Plus Market	General Market	Bond Market			
June 30, 2010	4,875,433	1,810,035		855,595	251,439	605	116,790	13,111,012	7,541,063	99
July 31, 2010	4,618,627	1,650,472		840,671	196,635	561	113,785	13,142,820	7,109,770	94
August 31, 2010	4,674,701	1,616,548		830,999	189,153		115,085	13,162,054	7,122,248	100
September 30, 2010	4,659,247	1,638,912		801,306	183,807		115,348	13,239,142	7,099,465	100
October 31, 2010	4,782,240	1,591,543		812,262	184,221		112,049	13,226,412	7,186,045	101
November 30, 2010	4,714,173	1,510,616		740,870	180,161		110,499	13,240,243	6,965,660	97
December 31, 2010	4,713,896	1,498,485		815,511	158,553		106,778	13,192,764	7,027,892	101
January 31, 2011	4,666,239	1,416,542		664,394	161,894		106,135	14,359,327	6,747,176	96
February 28, 2011	4,528,270	1,369,456		656,792	165,078		105,103	14,181,886	6,554,518	97
March 31, 2011	4,518,339	1,314,303		747,604	163,454		100,850	15,703,554	6,580,246	100
April 30, 2011	4,332,335	1,206,422		709,128	96,509		95,601	15,348,974	6,247,884	95
May 31, 2011	4,406,180	1,129,133		736,039	102,290		95,516	15,210,868	6,271,352	100
June 30, 2011	4,259,161	1,102,639		732,192	96,348		92,213	15,235,506	6,093,991	97

NEWS AND EVENTS

- In June 2011, there was an decrease in average consumer prices MoM by 0.5 per cent, while price growth for the entire year has been 1.3 per cent.
- On 30th June 2011, the ECB euro foreign exchange reference rate against the dollar was 1 EUR = USD 1.4453. In the past month, the euro rose by 0.5 per cent against the dollar, while it appreciated by 17.8 per cent against the dollar during the past 12-month period.

MEMBERS LIST

Member	Tel. No.	Member	Tel. No.
Abanka Vipava, d. d., Ljubljana	+386 1 471 81 88	Ilirika borzno posredniška hiša, d. d., Ljubljana	+386 1 300 22 60
ALTA Invest, d. d., Ljubljana	+386 1 320 03 90	KBC Securities NV, Brussels *	+32 2 429 13 04
Argonos BPH, d.o.o., Ljubljana	+386 1 470 48 05	KD banka, d. d., Ljubljana	+386 59 22 00 31
Banka Koper, d. d., Koper	+386 5 666 13 18	Moja delnica BPH, d. d., Ljubljana	+386 1 433 11 55
BKS BANK AG, Bančna podružnica, Ljubljana	+386 1 589 09 26	Nova Kreditna banka Maribor, d.d., Maribor	+386 2 229 27 38
Certius BPH, d.o.o., Ljubljana	+386 1 540 42 04	Nova Ljubljanska banka, d. d., Ljubljana	+386 1 476 52 07
Deželna banka Slovenije, d. d., Ljubljana	+386 1 472 72 68	Perspektiva, borzno posredniška družba, d. d., Ljubljana	+386 1 568 82 25
ecetra Central European e-Finance AG (brokerjet) *	+386 1 583 22 95	Primorski finančni center Interfin, d.o.o., Koper	+386 5 663 31 00
Erste Group Bank AG, Vienna *	+43 50 100 83118	Probanka, d. d., Maribor	+386 2 252 05 58
Factor banka, d. d., Ljubljana	+386 1 230 66 14	Raiffeisen Banka, d. d., Maribor	+386 2 229 31 19
GBD Gorenjska borzno posredniška družba, d. d., Kranj	+386 4 280 10 18	Raiffeisen Centrobank AG, Vienna *	0043 51520 5457
Gorenjska banka, d. d., Kranj	+386 4 208 43 28	SKB banka, d. d., Ljubljana	+386 1 471 50 82
Hypo Alpe-Adria-Bank, d. d., Ljubljana	+386 1 580 42 76	UniCredit Banka, d. d., Ljubljana	+386 1 587 64 30

* Remote members of LJSE