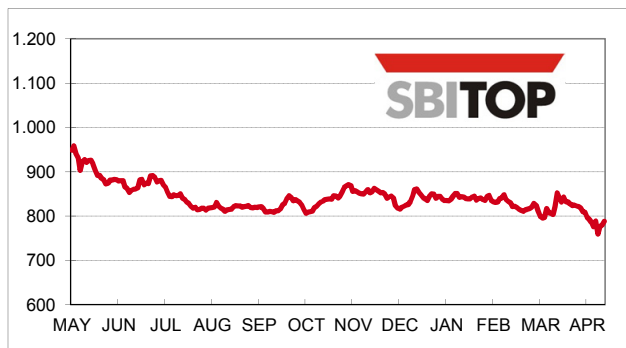


# Monthly report - April 2011

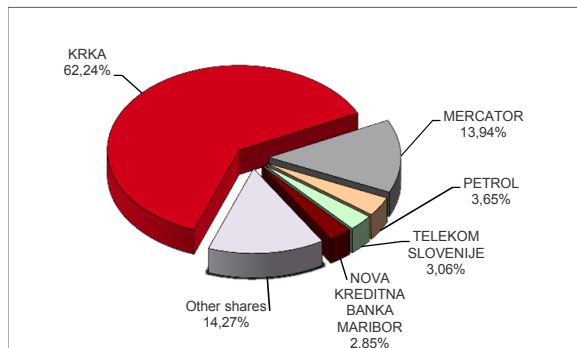


LJUBLJANA STOCK EXCHANGE

Slovene blue-chip index (SBITOP) performance



Shares by turnover



## PRIME MARKET

	Price in EUR (30 Apr 2011)	Monthly change	Turnover in EUR 000	Number of trades	Market capitalisation in EUR 000 (30 Apr 2011)
KRKA	59.50	-0.83% ▼	13,124	2,244	2,107,854
MERCATOR	169.45	-3.17% ▼	2,940	509	638,040
PETROL	233.00	-8.09% ▼	770	304	486,108
TELEKOM SLOVENIJE	75.00	-7.41% ▼	645	196	490,161
NOVA KREDITNA BANKA MARIBOR	8.80	-13.39% ▼	601	367	229,521
GORENJE	11.00	-8.33% ▼	530	312	174,976
LUKA KOPER	13.50	-3.57% ▼	337	221	189,000
INTEREUROPA	2.11	-29.67% ▼	27	71	16,674
<b>Total</b>			<b>18,973</b>	<b>4,224</b>	<b>4,332,335</b>

## TRADING SUMMARY

	Turnover in EUR 000	Number of trades	Market capitalisation in EUR 000 (30 Apr 2011)	Number of issues (30 Apr 2011)
EQUITY MARKET	21,087	6,317	6,247,884	72
FUND MARKET	292	392	95,601	4
CLOSED-END FUND MARKET	681	754	96,509	1
BOND MARKET	3,485	265	15,348,974	76
<b>Total</b>	<b>25,545</b>	<b>7,728</b>	<b>21,788,968</b>	<b>153</b>

## TURNOVER BY MEMBERS

Member	Turnover in EUR 000	Share
UNICREDIT BANK	12,205	23.89%
Alta Invest	9,476	18.55%
ILIRIKA	3,296	6.45%
ERSTE GROUP BANK AG	3,000	5.87%
GBD GORENJSKA BORZNOPOSREDNIŠKA DRUŽBA	2,577	5.04%
OTHERS	20,536	40.20%
<b>Total (26)</b>	<b>51,090</b>	<b>100.00%</b>

**FBK 28**

28<sup>th</sup> Ljubljana Stock Exchange Conference  
Central Slovene capital market conference

26 - 27 May 2011  
Bernardin Congress Centre, Portorož

More info at [www.ljse.si](http://www.ljse.si)



cee stock exchange group

## PRIME AND STANDARD MARKET SHARES - TOP GAINERS / DECLINERS

Issuer	Trading code	Price in EUR (30 Apr 2011)	Monthly change	Change since 31 Dec 2010	Change since 30 Apr 2010	Market
<b>Gainers</b>						
DELO PRODAJA	DPRG	23.00	9.47% ▲	-11.54% ▼	-11.54% ▼	Standard market
NIKA	NIKN	16.50	8.55% ▲	8.55% ▲	11.71% ▲	Standard market
SALUS	SALR	312.10	4.03% ▲	-23.88% ▼	-30.64% ▼	Standard market
TERME ČATEŽ	TCRG	180.00	3.45% ▲	-5.26% ▼	-2.12% ▼	Standard market
<b>Decliners</b>						
INTEREUROPA	IEKG	2.11	-29.67% ▼	-45.90% ▼	-38.12% ▼	Prime market
ISTRABENZ	ITBG	4.20	-16.00% ▼	-35.38% ▼	-44.74% ▼	Standard market
PIVOVARNA LAŠKO	PILR	11.00	-15.38% ▼	-31.19% ▼	-54.28% ▼	Standard market
ABANKA	ABKN	37.00	-13.95% ▼	-23.71% ▼	-30.84% ▼	Standard market
NOVA KREDITNA BANKA MARIBOR	KBMR	8.80	-13.39% ▼	-13.73% ▼	-26.73% ▼	Prime market

## MOST TRADED SECURITIES

	Trading code	Price in EUR (30 Apr 2011)	Turnover in EUR 000	Number of trades	Market capitalisation in EUR 000 (30 Apr 2011)	Market
<b>Shares</b>						
KRKA	KRKG	59.50	13,124	2,244	2,107,854	Prime market
MERCATOR	MELR	169.45	2,940	509	638,040	Prime market
PETROL	PETG	233.00	770	304	486,108	Prime market
<b>Funds</b>						
NFD 1 DELNIŠKI INVESTICIJSKI SKLAD	NF1N	0.601	554	654	96,509	Fund market
PROBANKA GLOBALNI NALOŽBENI SKLAD	PBGS	0.69	167	72	27,142	Fund market
KD ID	KDIR		128	100 excluded		Fund market
<b>Bonds</b>						
SLOVENSKA ODŠKODNINSKA DRUŽBA 2 <sup>nd</sup> ISSUE	SOS2E	103.40	1,315	171	566,591	Bond market
ZAVAROVALNICA TRIGLAV 2 <sup>nd</sup> ISSUE	ZT02	100.00	1,137	3	30,000	Bond market
BANKA CELJE 10 <sup>th</sup> ISSUE	BCE10	99.80	252	2	36,926	Bond market

## PRIME AND STANDARD MARKET RATIOS

	Trading code	Price-to-earnings ratio (P/E)	Dividend yield	Price-to-book ratio (P/B)	Turnover ratio	Beta
<b>Prime market</b>						
GORENJE	GRVG	-13.30		0.42	0.08	0.46
INTEREUROPA	IEKG			0.09	0.05	0.12
KRKA	KRKG	11.57	1.85%	2.24	0.08	0.68
LUKA KOPER	LKPG			0.77	0.03	0.60
MERCATOR	MELR	29.71	4.25%	0.79	0.06	1.46
NOVA KBM	KBMR	22.00		0.58	0.08	1.06
PETROL	PETG	46.07	2.53%	1.38	0.05	1.05
TELEKOM SLOVENIJE	TLSG		4.00%	0.47	0.03	0.92
<b>Kazalniki prve kotacije</b>		<b>365.43</b>	<b>2.26%</b>	<b>1.03</b>	<b>0.07</b>	
<b>Standardna kotacija</b>						
ABANKA VIPA	ABKN	12.03	1.70%	0.74	0.00	0.24
AERODROM LJUBLJANA	AELG	9.32	4.20%	0.48	0.07	0.44
DELO PRODAJA	DPRG	-0.21	1.30%	0.62	0.01	-0.15
ETOL	ETOG		3.16%	0.61	0.01	-0.20
ISKRA AVTOELEKTRIKA	IALG	-1.46		0.73	0.04	-0.15
ISTRABENZ	ITBG				0.01	-0.48
KOMPAS MTS	MTSG	3.43		0.09	0.00	0.00
MLINOTEST	MAJG	12.21		0.42	0.00	0.04
NIKA	NIKN			1.20	0.00	0.00
PIVOVARNA LAŠKO	PILR			0.63	0.01	0.40
POZAVAROVALNICA SAVA	POSR	-2.59		0.46	0.05	0.47
SALUS	SALR	6.23	3.20%	0.74	0.05	0.22
SAVA	SAVA		5.77%	0.24	0.03	0.12
TERME ČATEŽ	TCRG	22.04	3.06%	0.84	0.00	-0.01
ZAVAROVALNICA TRIGLAV	ZVTG	-75.53		0.81	0.06	0.56
ŽITO	ZTOG	16.29	4.16%	0.53	0.03	-0.05
<b>Kazalniki standardne kotacije</b>			<b>1.54%</b>	<b>0.63</b>	<b>0.03</b>	

Calculated on the basis of audited consolidated financial statements for 2009 or 2010.

Market averages are calculated by market capitalisation weighting (illiquid companies excluded).

P / E = price / earnings per share

Dividend yield = last confirmed dividend / price

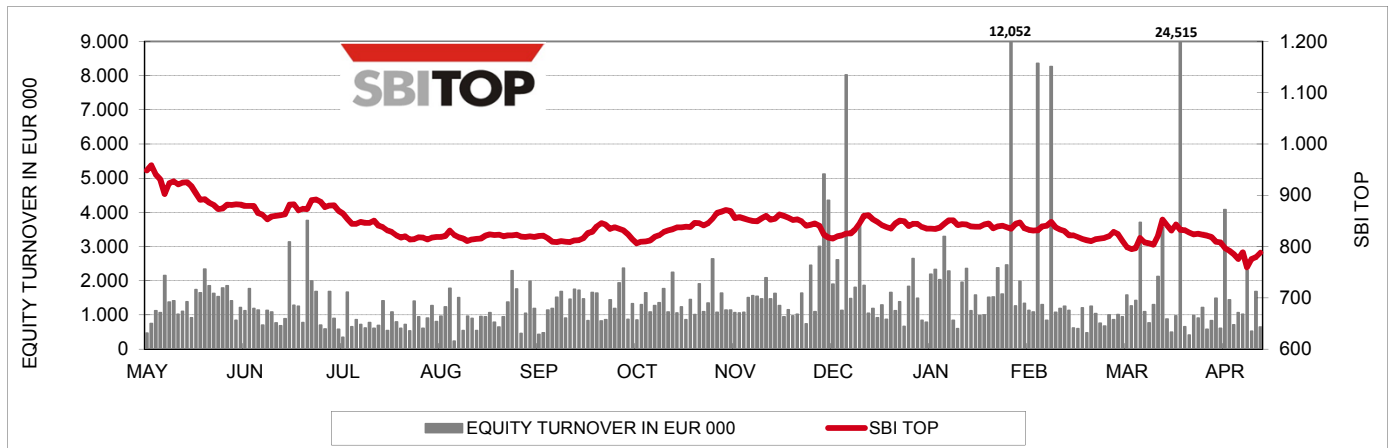
P / B = price / book value of share (own shares excluded)

Ratios for Aerodrom Ljubljana are based on all issued shares (ordinary and preferred)

Turnover ratio = yearly turnover / average market capitalisation (current month, before 6 and before 12 months).

The systematic risk indicator "Beta" is calculated using 12-month daily data and with correlation to SBITOP.

## SLOVENE BLUE-CHIP INDEX - SBI TOP



Value on 30 Apr 2011

**788.10**

Change in April 2011	-44.27
Max. value in April 2011 (1 Apr 2011)	831.87
Min. value in April 2011 (21 Apr 2011)	759.31

Monthly change	-5.32% ▼
Change from 31 Dec 2010	-7.32% ▼
Change from 30 Apr 2010	-17.39% ▼

SBITOP constituents:

		Weight as of 30 Apr 2011	Price in EUR (30 Apr 2011)
KRKA	KRKG	29.79%	59.50
PETROL	PETG	21.47%	233.00
MERCATOR	MELR	24.15%	169.45
TELEKOM SLOVENIJE	TLSG	9.28%	75.00
NOVA KREDITNA BANKA MARIBOR	KBMR	8.69%	8.80
GORENJE	GRVG	6.62%	11.00

## CEESEG Composite Index in EUR - CEESEG EUR



CEESEG is a trademark of WBAG.

Value on 30 Apr 2011

**1,571.45**

Change in April 2011	19.22
Max. value in April 2011 (6 Apr 2011)	1,589.82
Min. value in April 2011 (18 Apr 2011)	1,518.67

Monthly change	1.24% ▲
Change from 31 Dec 2010	4.70% ▲
Change from 30 Apr 2010	3.77% ▲

CEESEG EUR constituents: 51 shares,  
represent first 15:

	Weight as of 30 Apr 2011	Price in EUR (30 Apr 2011)
CEZ	10.51%	38.68
ERSTE GROUP BANK AG	9.30%	34.12
OTP BANK	7.34%	23.89
MOL	6.75%	94.11
OMV AG	6.34%	30.79
VOESTALPINE AG	5.40%	33.23
TELEKOM AUSTRIA AG	5.08%	10.44
IMMOFINANZ AG	4.60%	3.21
ANDRITZ AG	3.98%	69.71
KOMERCNI BANKA	3.71%	177.89
VIENNA INSURANCE GROUP AG	3.54%	40.30
TELEFONICA O2 CR	3.06%	17.31
RAIFFEISEN BANK INTERNATIONAL AG	3.00%	37.23
VERBUND AG KAT. A	2.85%	30.53
RICHTER GEDEON	2.52%	140.98

## MONTHLY TURNOVER BY MARKET IN EUR 000

Year 2010	Equity Market			Fund Market				Average daily turnover	TOTAL	MoM Index
	Prime Market	Standard Market	Entry Market	Closed-end Fund Market	Plus Market	General Market	Bond Market			
April	22,761	3,827	1,227	1,219	0	385	7,541	1,945	36,960	56
May	24,652	3,783	873	1,133	3	378	8,587	1,877	39,409	107
June	24,446	2,805	1,202	877	5	683	12,922	2,045	42,940	109
July	15,090	1,857	952	1,292	18	530	11,569	1,423	31,309	73
August	19,838	2,350	725	675		373	13,171	1,688	37,132	119
September	20,200	8,039	1,330	1,288		648	8,906	1,837	40,411	109
October	22,646	3,994	1,770	964		496	3,815	1,604	33,685	83
November	23,257	4,414	825	1,728		439	2,070	1,559	32,734	97
December	38,090	5,961	1,488	2,163		409	4,426	2,627	52,537	160
<b>Total 2010</b>	<b>288,010</b>	<b>57,592</b>	<b>15,190</b>	<b>16,423</b>	<b>58</b>	<b>6,365</b>	<b>108,903</b>	<b>1,962</b>	<b>492,540</b>	
<b>Year 2011</b>										
January	31,183	1,706	878	1,279		506	12,863	2,305	48,415	92
February	39,980	8,823	1,040	4,374		639	5,485	3,176	60,341	125
March	40,758	2,266	9,769	3,690		467	6,770	2,770	63,721	106
April	18,973	1,232	882	681		292	3,485	1,419	25,545	40
<b>Total 2011</b>	<b>130,894</b>	<b>14,028</b>	<b>12,569</b>	<b>10,024</b>		<b>1,905</b>	<b>28,602</b>	<b>2,445</b>	<b>198,021</b>	

## MARKET CAPITALISATION BY MARKET IN EUR 000

Date	Equity Market			Fund Market				TOTAL (equity)	MoM Index
	Prime Market	Standard Market	Entry Market	Closed-end Fund Market	Plus Market	General Market	Bond Market		
April 30, 2010	5,276,516	2,035,943	904,541	274,619	690	123,259	13,028,878	8,217,000	98
May 31, 2010	4,915,003	1,810,161	882,978	252,366	608	120,026	13,057,233	7,608,142	93
June 30, 2010	4,875,433	1,810,035	855,595	251,439	605	116,790	13,111,012	7,541,063	99
July 31, 2010	4,618,627	1,650,472	840,671	196,635	561	113,785	13,142,820	7,109,770	94
August 31, 2010	4,674,701	1,616,548	830,999	189,153		115,085	13,162,054	7,122,248	100
September 30, 2010	4,659,247	1,638,912	801,306	183,807		115,348	13,239,142	7,099,465	100
October 31, 2010	4,782,240	1,591,543	812,262	184,221		112,049	13,226,412	7,186,045	101
November 30, 2010	4,714,173	1,510,616	740,870	180,161		110,499	13,240,243	6,965,660	97
December 31, 2010	4,713,896	1,498,485	815,511	158,553		106,778	13,192,764	7,027,892	101
January 31, 2011	4,666,239	1,416,542	664,394	161,894		106,135	14,359,327	6,747,176	96
February 28, 2011	4,528,270	1,369,456	656,792	165,078		105,103	14,181,886	6,554,518	97
March 31, 2011	4,518,339	1,314,303	747,604	163,454		100,850	15,703,554	6,580,246	100
April 30, 2011	4,332,335	1,206,422	709,128	96,509		95,601	15,348,974	6,247,884	95

## NEWS AND EVENTS

- In April 2011, there was an increase in average consumer prices MoM by 0.8 per cent, while price growth for the entire year has been 1.7 per cent.
- On 30<sup>th</sup> April 2011, the ECB euro foreign exchange reference rate against the dollar was 1 EUR = USD 1.4860. In the past month, the euro rose by 4.6 per cent against the dollar, while it appreciated by 11.6 per cent against the dollar during the past 12-month period.

## MEMBERS LIST

Member	Tel. No.	Member	Tel. No.
Abanka Vipava, d. d., Ljubljana	+386 1 471 81 88	Ilirika borzno posredniška hiša, d. d., Ljubljana	+386 1 300 22 60
ALTA Invest, d. d., Ljubljana	+386 1 320 03 90	KBC Securities NV, Brussels *	+32 2 429 13 04
Argonos BPH, d.o.o., Ljubljana	+386 1 470 48 05	KD banka, d. d., Ljubljana	+386 59 22 00 31
Banka Koper, d. d., Koper	+386 5 666 13 18	Moja delnica BPH, d. d., Ljubljana	+386 1 433 11 55
BKS BANK AG, Bančna podružnica, Ljubljana	+386 1 589 09 26	Nova Kreditna banka Maribor, d.d., Maribor	+386 2 229 27 38
Certius BPH, d.o.o., Ljubljana	+386 1 540 42 04	Nova Ljubljanska banka, d. d., Ljubljana	+386 1 476 52 07
Deželna banka Slovenije, d. d., Ljubljana	+386 1 472 72 68	Perspektiva, borzno posredniška družba, d. d., Ljubljana	+386 1 568 82 25
ecetra Central European e-Finance AG (brokerjet) *	+386 1 583 22 95	Primorski finančni center Interfin, d.o.o., Koper	+386 5 663 31 00
Erste Group Bank AG, Vienna *	+43 50 100 83118	Probanka, d. d., Maribor	+386 2 252 05 58
Factor banka, d. d., Ljubljana	+386 1 230 66 14	Raiffeisen Banka, d. d., Maribor	+386 2 229 31 19
GBD Gorenjska borzno posredniška družba, d. d., Kranj	+386 4 280 10 18	Raiffeisen Centrobank AG, Vienna *	0043 51520 5457
Gorenjska banka, d. d., Kranj	+386 4 208 43 28	SKB banka, d. d., Ljubljana	+386 1 471 50 82
Hypo Alpe-Adria-Bank, d. d., Ljubljana	+386 1 580 42 76	UniCredit Banka, d. d., Ljubljana	+386 1 587 64 30

\* Remote members of LIJSE