



## September 2014 FIF Market Dynamics Report – Executive Summary

### OTC Market Share of NMS Securities

- In September 2014, off-exchange trading accounted for 36.7% of the shares traded in NMS Equity Securities, a **decrease of 0.4%** compared to last month.

### Average Trade/Contract Size

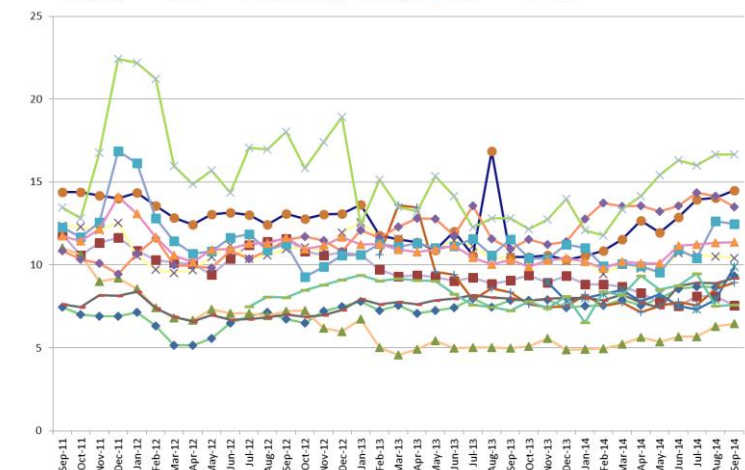
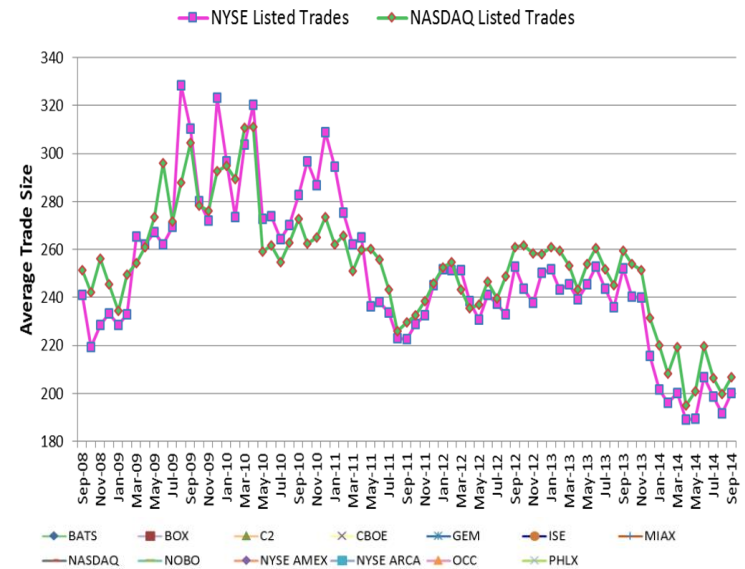
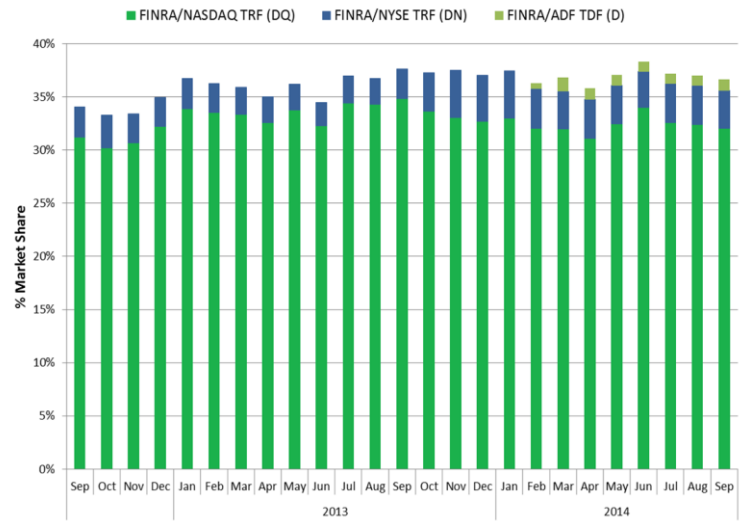
- For NYSE Listed, average trade size was 200 shares, a **4.5% increase** over last month. On a year over year basis, average trade size **decreased 20.5%**.
- For NASDAQ Listed, average trade size was 207 shares, **3.6% higher** than last month. Average trade size **decreased 20.3%** on an annual basis.
- Average contract size for US Equity Options was 11 this month.

### NASDAQ Self Help Declarations

- There were no Self Help declaration in September 2014.

### Limit Up-Limit Down Plan

- There were 728 Trading Pauses reported in September 2014 for ticker symbols which were part of Phase 2(b) of the Limit Up-Limit Down rollout. These pauses lasted a total of 63 hours, 3 minutes and 49 seconds.
- NASDAQ had 480 trading pauses, **10 fewer** than last month while NYSE Arca had 237, **45 more** than last month.



Source:

September 2014 [FIF Market Share](#) and [Market Dynamics](#) Reports

The Financial Information Forum (FIF) addresses the implementation issues that impact the securities industry, from real-time decision support through securities processing. To join FIF, download the [FIF Membership Kit](#).