



November 2014 FIF Market Dynamics Report – Executive Summary

OTC Market Share of NMS Securities

- In November 2014, off-exchange trading accounted for 34.5% of the shares traded in NMS Equity Securities, a **decrease of 0.5%** compared to last month.

Average Trade/Contract Size

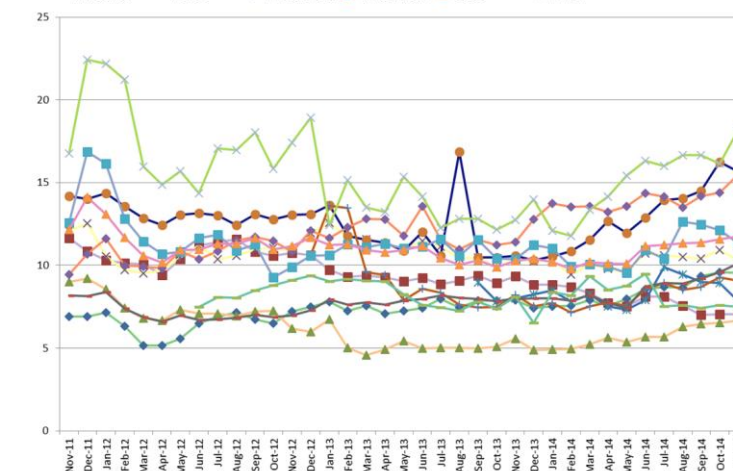
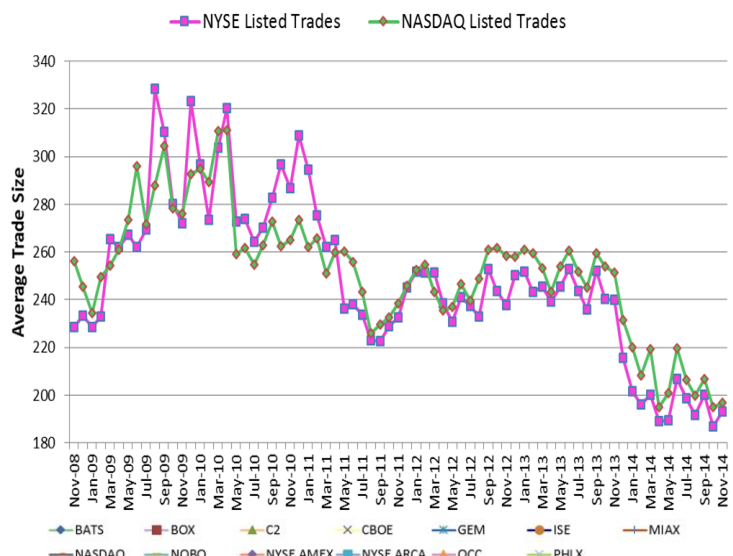
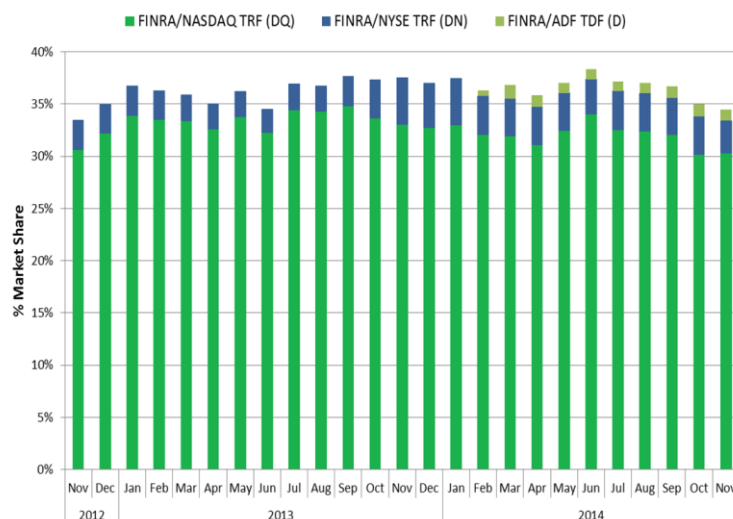
- For NYSE Listed, average trade size was 193 shares, a **3.5% increase** over last month. On a year over year basis, average trade size **decreased 19.4%**.
- For NASDAQ Listed, average trade size was 197 shares, **1% higher** than last month. Average trade size **decreased 21.7%** on an annual basis.
- Average contract size for US Equity Options was 11 this month.

NASDAQ Self Help Declarations

- There was one Self Help declaration for CBOE in November 2014.

Limit Up-Limit Down Plan

- There were 563 Trading Pauses reported in November 2014 for ticker symbols which were part of Phase 2(b) of the Limit Up-Limit Down rollout. These pauses lasted a total of 49 hours and 43 seconds.
- NASDAQ had 360 trading pauses, **366 fewer** than last month while NYSE Arca had 194, **80 fewer** than last month.



Source:

November 2014 [FIF Market Share](#) and [Market Dynamics](#) Reports

The Financial Information Forum (FIF) addresses the implementation issues that impact the securities industry, from real-time decision support through securities processing. To join FIF, download the [FIF Membership Kit](#).