



December 2014 FIF Market Dynamics Report – Executive Summary

OTC Market Share of NMS Securities

- In December 2014, off-exchange trading accounted for 35% of the shares traded in NMS Equity Securities, an **increase of 0.5%** compared to last month.

Average Trade/Contract Size

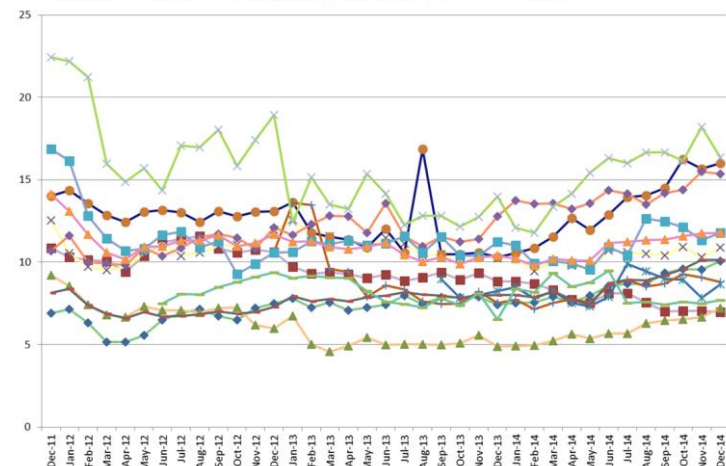
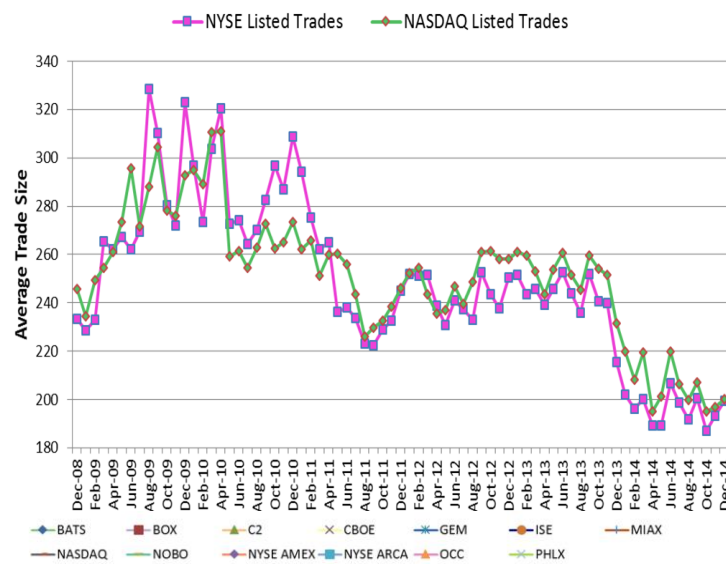
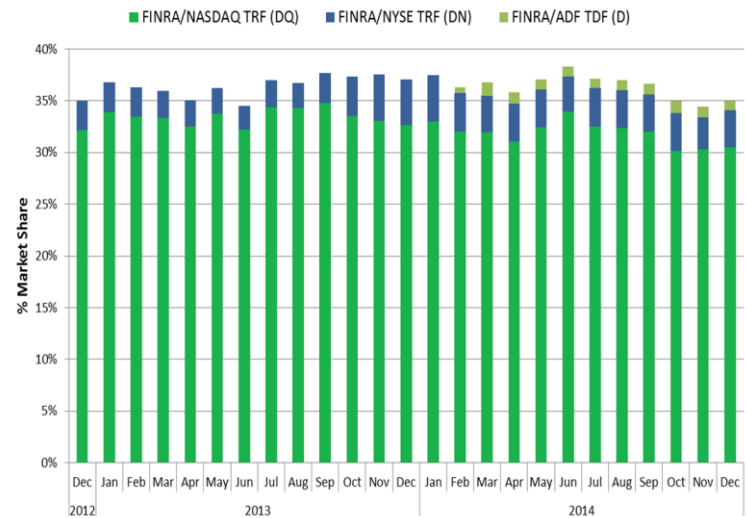
- For NYSE Listed, average trade size was 200 shares, a **3.2% increase** over last month. On a year over year basis, average trade size **decreased 7.4%**.
- For NASDAQ Listed, average trade size was 200 shares, **1.5% higher** than last month. Average trade size **decreased 13.6%** on an annual basis.
- Average contract size for US Equity Options was 11 this month.

NASDAQ Self Help Declarations

- There was one Self Help declaration for ISE Gemini in December 2014.

Limit Up-Limit Down Plan

- There were 986 Trading Pauses reported in December 2014 for ticker symbols which were part of Phase 2(b) of the Limit Up-Limit Down rollout. These pauses lasted a total of 86 hours, 16 minutes and 9 seconds.
- NASDAQ had 606 trading pauses, a monthly **increase of 246** while NYSE Arca had 359, an **increase of 165** from last month.



Source:

December 2014 [FIF Market Share](#) and [Market Dynamics](#) Reports

The Financial Information Forum (FIF) addresses the implementation issues that impact the securities industry, from real-time decision support through securities processing. To join FIF, download the [FIF Membership Kit](#).