

Promote yourselves in our e-publication

The CSE has completely reconstructed its on-line publication in order to provide the best possible information to market participants. This newsletter is sent electronically to thousands of recipients in Cyprus, Greece and abroad. In this context, the CSE has made provision for the promotion of companies through advertising. Any company wishing to promote its products and in the context of the upcoming European Union Presidency of the Republic of Cyprus during the second half of 2012 and due to the wide range active participation of the Organization in the European Federations for stock market issues, the Cyprus Stock Exchange (CSE) has undertaken some important initiatives hosting and putting under its auspices the organization of major conferences - seminars in Cyprus. services through this new updated e-publication can contact the CSE on www.cse.com.cy. Businesses can also advertise on the CSE website.

Contact the CSE

These are the CSE's contact details:
Cyprus Stock Exchange
71-73 Lordou Vironos Avenue,
1096 Nicosia,
P.O.Box 25427
Nicosia, Cyprus
Tel.. (357) 22 712300
Fax. (357) 22 570308
Email:
info@cse.com.cy
Website:
www.cse.com.cy

Read on this edition

- The statistics of the market in charts/tables
- CSE's activities and decisions
- News of CSE's listed companies

briefing from the CSE

CSE monthly electronic edition

March 2017 · Issue 242

STOCK MARKET ACTIVITY FOR MARCH 2017

On the last trading session of March 2017 the General Index reached 68,08 points, representing a relative increase of 2,31% from the previous month. The value of shares traded exhibited an increase of 21,91% compared to the previous month.

It is worth mentioning however, that the highest level that the General Index reached for the month was 68,08 points. The other Market Indices reached the following levels: Main Market reached 45,80, Alternative Market 781,42, Investment Companies 817,94 points. On a sectoral level, the Hotels Index reached 560,27 points. The FTSE/CySE20 reached 40,53 points and finally the FTSE Med reached 4.638,23 points.

The market capitalisation of shares (shares) reached € 2,41 billion. According to this month's results, the Main Market accounted for 38,55% of the total market capitalisation, the Alternative Market 19,15%, the Surveillance Market 0,31% and the Bond Market 41,99%. Moreover, the total market capitalisation including the Bond Market reached € 4,15 billion compared to € 4,20 billion the previous month, registering a decrease of 1,14%.

The total value of transactions during the month in review reached € 4,40 million, with an average of €0,19 million per trading session. The Financials sector contributed 85,52% to the total value traded which was the highest among all other sectors. Investors primarily focused their interest on the shares of "Bank of Cyprus Holdings Plc" and also on shares of "Hellenic Bank Public Company Ltd" with 68,97% and 7,92% of the total value respectively.



Listing of Government Titles

13-Week Treasury Bills. On 1st March 2017, the Cyprus Stock Exchange announced that it has accepted the listing on the CSE of 100.000 13-Week Treasury Bills, 3rd Issue, Series 2017 (3/3/2017 – 2/6/2017) of a nominal value of €1000 each, of a total value of €100.000.000, which have resulted from an auction carried out on 28 February 2017. Their date of issue was 3 March 2017. The code of the above titles to be listed on the Bonds Market is ΓΔ13Γ17/ TB13C17. The Bills did not bear an interest rate. Their trading started on Friday, 3 March 2017.

Activation of a New Member on the CSE Markets

EGR Broking Ltd. On 1st March 2017, the Cyprus Stock Exchange (CSE) announced that "EGR Broking Ltd" has become a Remote Member of the CSE with a possibility of full activation as of Thursday, 2 March 2017.

Suspension of Trading and Delisting of Government Titles

Government Development Bonds. On 8th March 2017, the Cyprus Stock Exchange announced the suspension of trading of Government Bonds, 3rd Series 2007, Maturity 2017, at 4.50% interest under code KX103A07/ GB103A07 from 22 March 2017 until 24 March 2017 (inclusive), i.e. until the clearing of all transactions in view of the delisting of the titles. The above Government Bonds delisted on 27 March 2017.

Government Development Bonds. On 24th March 2017, the Cyprus Stock Exchange announced the suspension of trading of 5.60% Government Bonds, 1st Series 2002, Maturity 2017, under code KX151A02/ GB151A02 from 5 April 2017 until 7 April 2017 (inclusive), i.e. until the clearing of all transactions in view of the delisting of the titles. The above Government Bonds will be delisted on 10 April 2017.

13-week Treasury Bills. On 31st March 2017, the Cyprus Stock Exchange announced the suspension of trading of the 13-week Treasury Bills 1st Issue Series 2017 (9/1/2017 -7/4/2017), with code ΓΔ13A17/ TB13A17 from 4 April 2017 until 6 April 2017 (inclusive), i.e. until the clearing of all transactions in view of the delisting of the titles. The above Treasury Bills will be delisted on 7 April 2017.

Removal from the Register of Members

Hellenic Bank (Investments) Ltd. On 15th March 2017, the CSE Council decided, following a request from the Hellenic Bank (Investments) Ltd, to proceed with its removal from the register of members of the Cyprus Stock Exchange with effect from 16 March 2017.



DECISIONS OF THE COUNCIL OF THE CYPRUS STOCK EXCHANGE

This column presents the decisions of the CSE's Council on various issues during the month under review.



Inadequate compliance with the provisions of the Corporate Governance Code

Agros Development Company "Proodos" Public Ltd and Pierides Holdings Plc. On 29th March 2017, the Cyprus Stock Exchange announced that, as of 30 March 2017, the titles of the issuers Agros Development Company "Proodos" Public Ltd and Pierides Holdings Plc, which are traded on the Alternative Market of the CSE, will appear in the price bulletins with the (Σ) marking, pursuant to provision 2.2.6 (a) of RAA 379/2014, as amended, since the two issuers do not comply with provision B.3.1. of the Corporate Governance Code, which is mandatory for all issuers of the Regulated Market under paragraph 5.2.9 of RAA 379/2014, as amended, and concerns the obligation to publish detailed information on the remuneration of the Directors by name.

The (Σ) marking will be removed from the price bulletins once it is established that the reasons for such marking no longer apply.

Continuation of Suspension of Trading

Sea Star Capital Plc. On 30th March 2017, following its announcement of 31 January 2017 and further to the decision of the Securities and Exchange Commission, the Cyprus Stock Exchange announced the continuation of the suspension of trading of the titles of Sea Star Capital Plc.

The Securities and Exchange Commission, after taking into account the fact that the Cyprus Stock Exchange has no power to suspend the company's titles for a further period if the reasons imposing the continuation of the suspension of trading of its titles continue to exist, has decided, pursuant to the powers conferred by Article 127(2) of the Investment Services and Activities and Regulated Markets Law of 2007 to 2016, to ask the Council of the CSE to suspend the trading of the company's titles from 31 March 2017 until 30 June 2017.

The Commission has reached this decision since the company, at a recent announcement thereof dated 1 March 2017, states that it has no assets and that it is not possible to continue its operation as a going concern. In addition, the company has failed up to the date of the Commission's decision, to publish its Half-Yearly Financial Report for the period ended 30 June 2016 as a result of which investors are not provided with the required information on its financial situation.



DECISIONS OF THE COUNCIL OF THE CYPRUS STOCK EXCHANGE

This column presents the decisions of the CSE's Council on various issues during the month under review.



N.E.A. Νεοαναπτυσσόμενων Εταιρειών Αγορά Emerging Companies Market E.C.M.

Suspension of Trading of Titles

Flexinvest Plc. On 1st March 2017, following previous announcements dated 29 December 2016 and 13 January 2017, the Cyprus Stock Exchange announced the suspension of trading of the titles of Flexinvest Plc for further two (2) months, i.e. until 2 May 2017, pursuant to Article 185 of the Securities and the Cyprus Stock Exchange Law. This decision was taken to protect investors due to the fact that there has been a material change in the company's financial state following the decision of the Central Bank of the Russian Federation to revoke the banking licence of the credit institution MIP Bank (which forms the company's biggest investment) and appoint a provisional administrator.

Hestiun Properties Plc. On 6th March 2017, the Cyprus Stock Exchange announced the suspension of trading of the titles of «Hestiun Properties Plc» as of Wednesday, 8 March 2017, due to the non submission and publication of the Half-Yearly Financial Report for the period ended 30 November 2016, as required under Article 142 of the Securities and Cyprus Stock Exchange Law.

BROZOS IVY PUBLIC LTD. On 16th March 2017, the Council of the Cyprus Stock Exchange announced the suspension of trading of the securities of BROZOS IVY PUBLIC LTD as of Friday, 17 March 2017.

The decision was taken pursuant to Article 183 and ratified pursuant to Article 184 of the Securities and Cyprus Stock Exchange Law and in accordance with paragraphs 2.3.1.1 and 2.3.1.2(b) of RAA 379/2014 (as amended), since based on recent reports in electronic media it is possible that the value of the security is materially affected, as a result of which the smooth operation of the Market with regard to the said security cannot be ensured or may be threatened.

The suspension will be in effect for a period of up to two months as of 17/3/2017 or until the publication of any information that modifies the current data and which will be assessed accordingly.

Listing of Additional Titles

C.O. Cyprus Opportunity Energy Public Company Ltd. On 1st March 2017, the Council of the Cyprus Stock Exchange announced that it has accepted the listing on the Cyprus Stock Exchange of 20.720.000 ordinary shares in "C.O. Cyprus Opportunity Energy Public Company Ltd" issued as a result of an issue of the capital's share capital at a price of €0.01 each and allotted through private placement. It is noted that the above shares incorporated in the already listed share capital of the company, which amounted to 54.776.000 shares. The trading of the above shares started on Friday, 3 March 2017.



**DECISIONS OF
THE COUNCIL
OF THE
CYPRUS STOCK
EXCHANGE**
This column
presents the
decisions of
the CSE's
Council on
various issues
during the
month under
review.



N.E.A. Νεοαναπτυσσόμενων Εταιρειών Αγορά Emerging Companies Market E.C.M.

Listing of Additional Titles

G Entertainment Group Plc. On 15th March 2017, the Cyprus Stock Exchange announced the listing of 10.526.300 additional shares in G Entertainment Group Plc of a nominal value of € 0.0001*, which have been issued following a decision of the Company's Board of Directors dated 28 February 2017, at an issue price of €0.10 to Crystal Voyage Ltd.

The above listing took place within the context of implementation of the resolution of the company's Extraordinary General Meeting passed on 26/9/2016 pertaining to the issue and granting of up to 10% of the company's approved share capital to strategic investors in view of raising capital for use in company takeover issues.

It is noted that the above shares incorporated in the share capital of the company already listed, which amounted to 1.200.116.300 shares.

The trading of the shares started on Monday, 20 March 2017.

Continuation of Suspension of Trading of Titles

Vireta Investments Plc. On 2nd March 2017, further to its previous announcements dated 2 January 2017 and 13 January 2017, the Cyprus Stock Exchange announced the continuation of the suspension of trading of the titles of Vireta Investments Plc for an additional period of two (2) months, i.e. until 2 May 2017, pursuant to Article 185 of the Securities and Cyprus Stock Exchange Law. The decision was taken on the grounds that the smooth operation of the market in relation to the above titles is not ensured, as the issuer has not obtained and does not have Nominated Advisor services.

Listing of Additional Bonds

Ingard Property Bond Designated Activity Company. On 10th March 2017, the Cyprus Stock Exchange announced that, pursuant to Article 58(l) of the CSE Law, it has accepted for listing on the Corporate Bonds Market of the CSE Regulated Market, additional Bonds of the below company, which have resulted from an additional issue. The new Bonds are subject to the same terms as the bonds of the company which are already listed.

Company Name	English / Greek Trading Code		ISIN Code	New Number of Bonds to be Listed	Final number of listed Securities
Ingard Property Bond Designated Activity Company	INGARD	INFKAPT	GB00BYQLMM09	8	32

The company is registered in Ireland.

The trading of the above securities in Pounds Sterling (£) started on Monday, 13 March 2017. It is reminded that the Cyprus Stock Exchange will not undertake to keep the registry of the aforesaid titles at the CSE Central Depository / Registry. The Registry will be kept at CREST.



**DECISIONS OF
THE COUNCIL
OF THE
CYPRUS STOCK
EXCHANGE**

This column presents the decisions of the CSE's Council on various issues during the month under review.



N.E.A. Νεοαναπτυσσόμενων Εταιρειών Αγορά Emerging Companies Market E.C.M.

Listing of Additional Bonds

JUST BRIDGING LOANS PLC. On 17th March 2017, the Council of the Cyprus Stock Exchange announced that, pursuant to Article 58(1) of the CSE Law, it has accepted the listing on the Bonds Market of the CSE Emerging Companies Market for issuers whose Registry is not kept with the Central Depository, of additional Bonds of the following company, which resulted from an additional issue. The new Bonds bear the same terms as the bonds of this company already listed.

Company name (title)	English / Greek Trading Code		ISIN Code	New Number of Bonds to be Listed	Final Number of Listed Securities
JUST BRIDGING LOANS PLC (Bonds 2020)	JBL	TZB	GB00BYZ10J44	70.460	3.744.760

The company is registered in the United Kingdom.

The trading of the above additional securities will be effected in Pounds Sterling (£) started on Monday, 20 March 2017. It is reminded that the Cyprus Stock Exchange will not undertake to keep the register of the above titles in the CSE Central Depository/Registry. Relevant information is provided in the CSE circular to the Members and Custodians No. 15-2015, 10-2015 dated 24/9/2015 which has been posted on the website of the Stock Exchange www.cse.com.cy.

The Just Loans Group Plc. On 17th March 2017, the Council of the Cyprus Stock Exchange announced that, pursuant to Article 58(1) of the CSE Law, it has accepted the listing on the Bonds Market of the CSE Emerging Companies Market for issuers whose Registry is not kept with the Central Depository, of additional Bonds of the following companies, which resulted from additional issues. The new Bonds bear the same terms as the bonds of these companies already listed.

Company name (title)	English/ Greek Trading Code		ISIN Code	New Number of Bonds to be Listed	Final number of listed Securities
The Just Loans Group Plc	JLD20	TZ20	GB00BZ1GL641	4.059.007	14.961.059
The Just Loans Group Plc	JLD18	TZ18	GB00BZ1GL864	1.282.207	9.418.214
PWE Holdings Plc	PWE	ΠΩΕ	GB00BD0SNJ45	100.500	300.500
Just Finance Loans and Investments Plc	JFLI	TZΦ	GB00BQRRW103	120.843	6.688.522

The companies are registered in the United Kingdom.

The trading of the above additional securities in Pounds Sterling (£) started on Tuesday, 21 March 2017. It is reminded that the Cyprus Stock Exchange will not undertake to keep the register of the above titles in the CSE Central Depository/Registry. Relevant information is provided in the CSE circular to the Members and Custodians No. 15-2015, 10-2015 dated 24/9/2015 which has been posted on the website of the Stock Exchange www.cse.com.cy.



DECISIONS OF THE COUNCIL OF THE CYPRUS STOCK EXCHANGE

This column presents the decisions of the CSE's Council on various issues during the month under review.



N.E.A. Νεοαναπτυσσόμενων Εταιρειών Αγορά Emerging Companies Market E.C.M.

Lifting of Suspension of Trading of Titles

Hestiun Properties Plc. On 15th March 2017, further to its previous announcement dated 6 March 2017 on Hestiun Properties Plc (listed on the Emerging Companies Market), the Cyprus Stock Exchange announced the lifting of the suspension of trading of the company's securities from Wednesday, 15 March 2017, since the reasons for the suspension no longer apply following the submission and publication on behalf of the company of its Half-Yearly Financial Report for the period ended 30/11/2016.

Cancellation of Bonds

Belyrian Holdings Ltd. On 21 March 2017, the Cyprus Stock Exchange announced that further to a relevant application by Belyrian Holdings Ltd, it has cancelled the following listed bonds as the Company has proceeded to their early redemption.

As a result of the above redemption, the total number of bonds has changed as follows:

Code	Isin	No. of Securities	Redemption of Bonds	Remainder of Listed Bonds
BELK/ BEAK	CY0146550211	700.000.000	199.999.999	500.000.001
BELR/ BEAP	CY0146840216	100.464.794	79.844.593	20.620.201
BELN/ BEAN	CY0146850215	700.500.000	22.383.773	678.116.227

The above decrease has been effective from Thursday, 23 March 2017.

It is noted that the Company maintains 300,000,000 listed bonds under the BELY/BEAH Code, ISIN Code CY0146110214, as of 01/03/2016, which have not been redeemed.

Removal from the List of Nominated Advisors

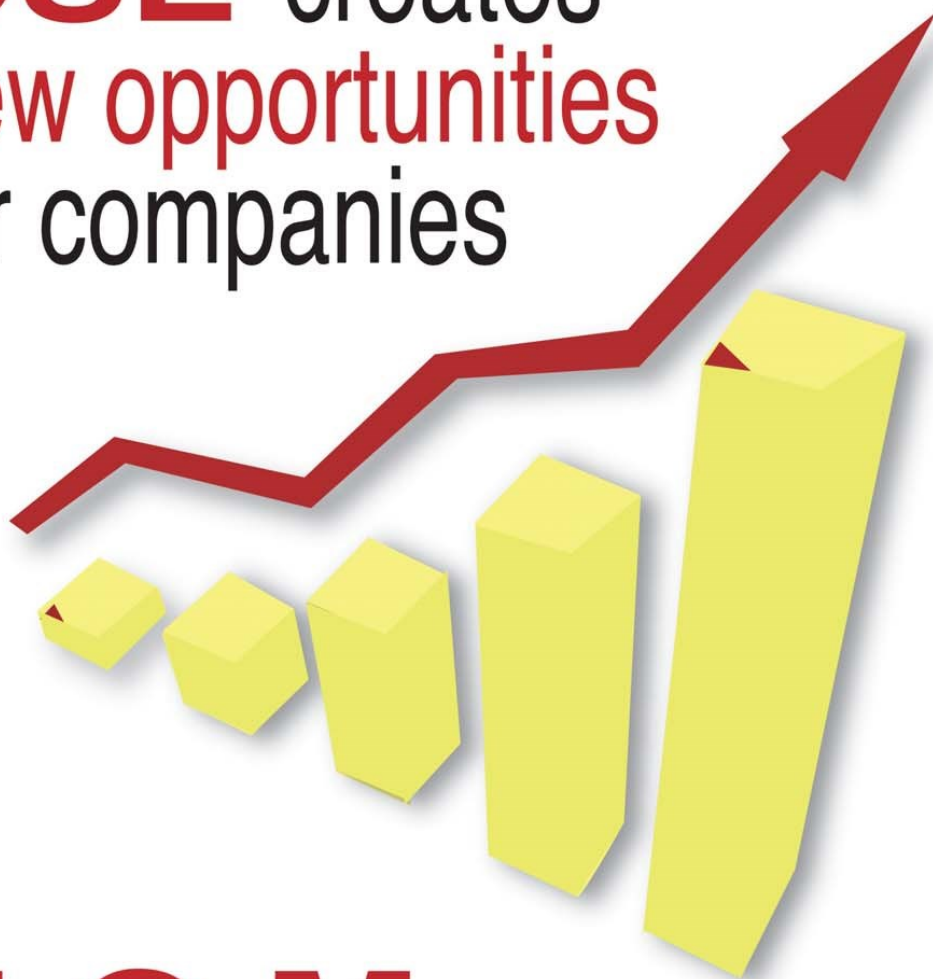
Chriso Savva LLC, Orangefield Fidelico Ltd and GPB Financial Services Ltd. On 24th March 2017, the Council of the Cyprus Stock Exchange has decided to remove the companies Chriso Savva LLC, Orangefield Fidelico Ltd and GPB Financial Services Ltd from the list of Nominated Advisors in accordance with paragraphs 7.2.4.(a), (b), (c) and (d) of RAA 379/2014.



**DECISIONS OF
THE COUNCIL
OF THE
CYPRUS STOCK
EXCHANGE**
This column
presents the
decisions of
the CSE's
Council on
various issues
during the
month under
review.



CSE creates
new opportunities
for companies



E.C.M.

Emerging Companies Market

- **WITH BENEFITS FOR COMPANIES**
- **WITH SIMPLIFIED LISTING REQUIREMENTS**
- **WITH LOW COST FOR BUSINESSES**

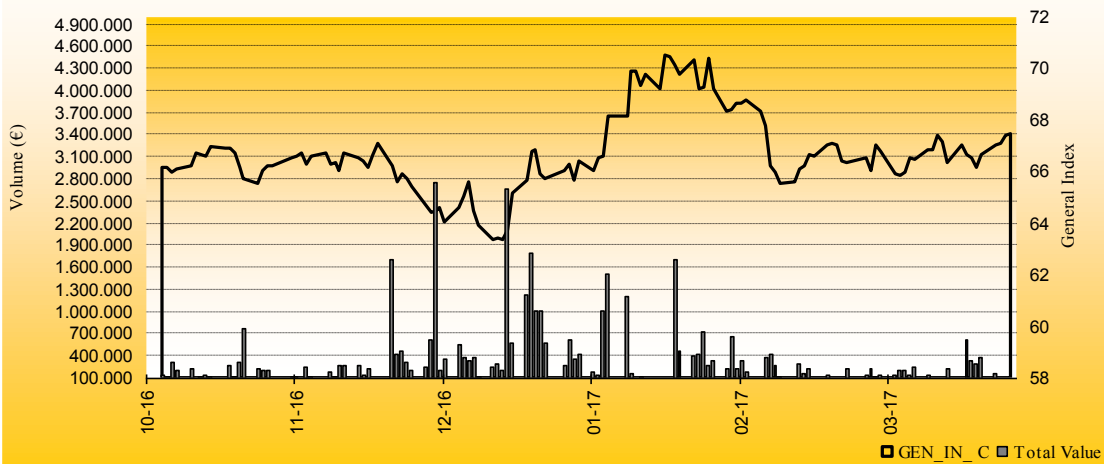


ΧΡΗΜΑΤΙΣΤΗΡΙΟ ΑΞΙΩΝ ΚΥΠΡΟΥ
CYPRUS STOCK EXCHANGE

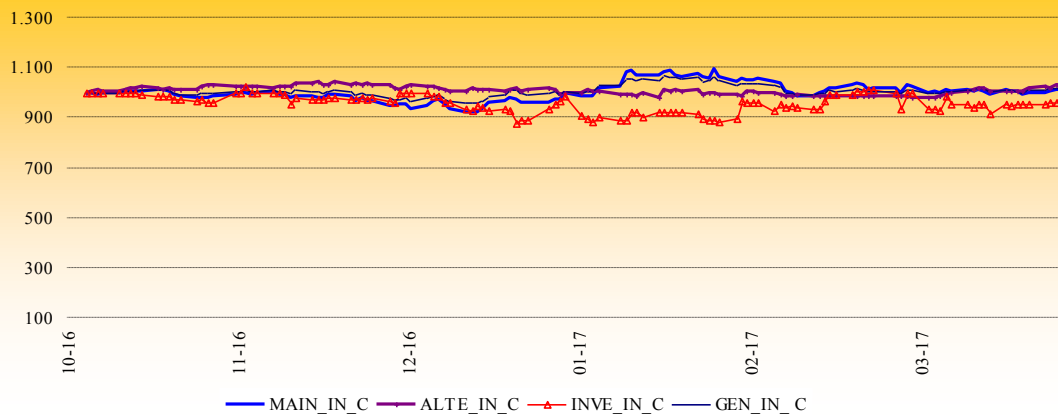
71-73 Lord Byron Avenue, 1096, Nicosia, Cyprus,
P.O.Box 25427, Nicosia, 1309, Cyprus
Tel.: +357 22712300, Fax: +357 22570308
www.cse.com.cy, e-mail: info@cse.com.cy

**For more information
for th E.C.M. market
you are addressed
in the C.S.E**

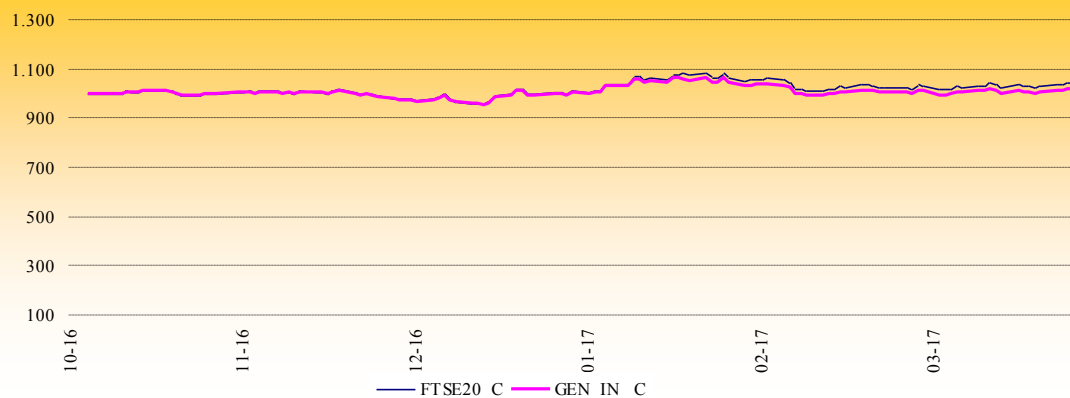
Volume vs CSE General Price Index from October 2016 to March 2017



CSE Market Indices Performance since October 2016



CSE General Index and FTSE/CySE 20 Performance since October 2016



THE CSE'S FACTS AND FIGURES

This column
presents the
facts and figures
for the month.




Market Statistics

	Market					Total
	Main	Alternative	Surveillance	Corporate Bonds	Government Bonds	
Listed Companies	8	64	6	1	0	79
Listed Securities	8	64	8	4	24	108
Turnover (€)	3.617.262	620.129	154	1.432	165.459	4.404.436
Securities traded	3.143.487	5.997.922	110.185	349	8.470.930	17.722.873
Trades	1.225	752	7	4	4	1.992

*Warrants are included in the Market were the listed shares of the companies are traded


Trading Statistics

Month	Volume			Month	Volume		
	Transactions	Securities Traded	(€)		Transactions	Securities Traded	(€)
1/02/2017	107	164.141	240.324	1/03/2017	110	1.712.246	236.414
2/02/2017	80	202.388	340.993	2/03/2017	68	237.786	129.459
3/02/2017	104	185.253	185.080	3/03/2017	47	96.594	140.452
6/02/2017	67	278.180	77.514	6/03/2017	78	184.783	141.962
7/02/2017	115	264.115	393.917	7/03/2017	105	466.911	208.573
8/02/2017	188	1.310.171	416.812	8/03/2017	96	481.280	219.672
9/02/2017	113	116.468	270.847	9/03/2017	60	8.369.968	149.618
10/02/2017	107	127.627	127.068	10/03/2017	140	609.304	260.345
13/02/2017	81	138.444	67.392	13/03/2017	117	329.882	135.905
14/02/2017	120	248.452	298.102	14/03/2017	83	496.296	47.274
15/02/2017	87	232.756	167.042	15/03/2017	75	170.438	109.205
16/02/2017	104	227.853	222.844	16/03/2017	58	311.336	67.575
17/02/2017	86	548.891	64.551	17/03/2017	121	789.675	220.703
20/02/2017	82	349.975	147.372	20/03/2017	89	321.641	87.053
21/02/2017	62	406.328	74.027	21/03/2017	138	750.873	619.258
22/02/2017	90	328.391	83.869	22/03/2017	62	195.688	347.605
23/02/2017	49	186.755	61.513	23/03/2017	91	248.635	285.789
24/02/2017	65	127.297	240.651	24/03/2017	84	314.212	378.037
28/02/2017	65	172.352	132.945	27/03/2017	62	373.690	163.204
				28/03/2017	46	225.488	55.607
				29/03/2017	77	328.591	77.018
				30/03/2017	60	97.618	45.090
				31/03/2017	125	609.938	278.618
19	1.772	5.615.837	3.612.864	23	1.992	17.722.873	4.404.436
Monthly Average	93	295.570	190.151		87	770.560	191.497
Volume							
				Year	Transactions	Securities Traded	(€)
Yearly Average				2017	113	1.044.229	285.134



THE CSE'S FACTS AND FIGURES

This column presents the facts and figures for the month.



CSE Indices

	Closing 31/03/2017	Yearly Highest	Yearly Lowest	Percentage Change 04/01/2016 28/02/2017
Market Indices (base 3.09.2004=1000)				
General Index	68,08	70,50	17/1/2017	65,55 10/2/2017 3,14 2,31
Main Market Index	45,8	48,83	26/1/2017	43,95 2/1/2017 4,21 0,50
*Parallel Market Index				
Alternative Market Index	781,42	781,42	31/3/2017	735,67 3/3/2017 4,16 5,41
Investment Companies Index	817,94	817,94	31/3/2017	714,28 4/1/2017 11,22 1,58
Sectoral Indices (base 3.09.2004=1000)				
Hotels	560,27	568,50	5/1/2017	534,43 17/3/2017 0,16 3,27
FTSE&CSE Indices				
FTSE CySE 20 (base 30.11.2000=1000)	40,53	41,62	26/1/2017	38,52 2/1/2017 5,22 2,82
FTSE Med	4.638,23	4.817,51	21/2/2017	4.400,91 31/1/2017 -0,12 -1,71


*Delisted as at 20/04/2015

Value of volume traded by sector

Economic Group*	Value of Volume (€)	Weight %
Financials	3.536.468	80,293
Consumer Services	239.654	5,441
Industrials	325.102	7,381
Consumer Goods	18.387	0,417
Telecommunications	36.498	0,829
Technology	80.533	1,828
Basic Materials	903	0,021
Corporate Bonds	1.432	0,033
Government Bonds	165.459	3,757
Total	4.404.436	100,000


* FTSE Industry Classification Benchmark – ICB.

Economic Group	Transactions	Securities Traded	Weight %
Financials	1.203	3.008.397	16,97
Consumer Services	325	2.512.452	14,18
Industrials	249	596.200	3,36
Consumer Goods	35	658.597	3,72
Telecommunications	95	2.366.133	13,35
Technology	73	98.957	0,56
Basic Materials	4	10.858	0,06
Corporate Bonds	4	349	0,00
Government Bonds	4	8.470.930	47,80
Total	1.992	17.722.873	100

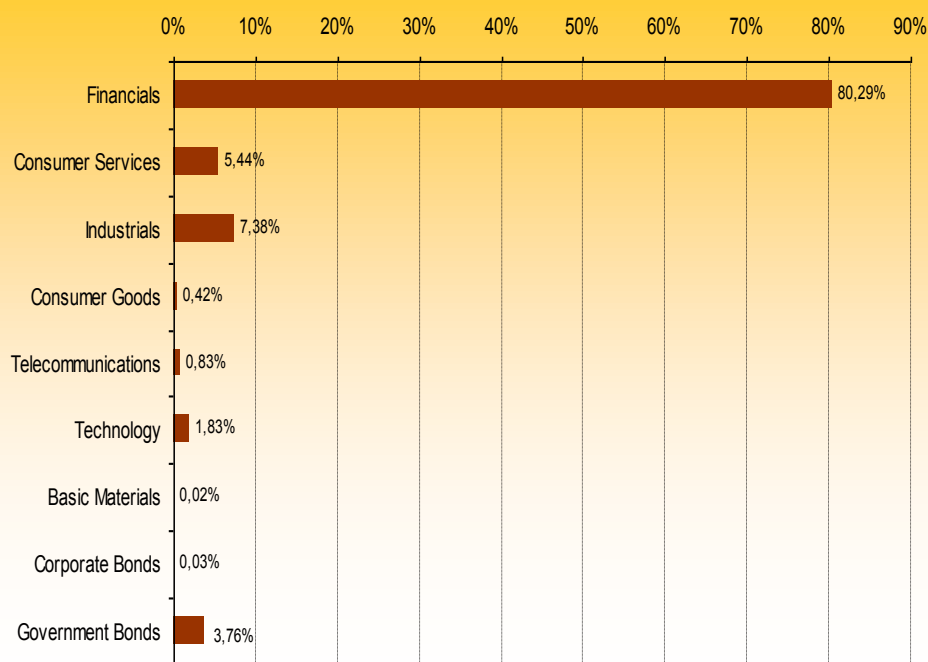


THE CSE'S FACTS AND FIGURES


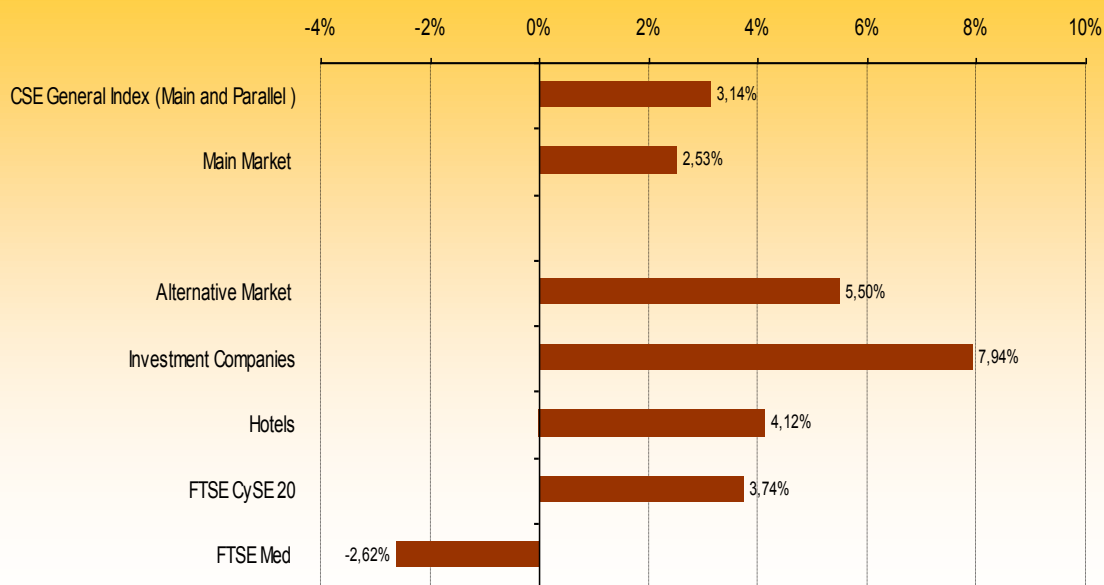
This column
presents the
facts and
figures for the
month.



Economic Group Weighting to value traded during the month




Sectoral and special indices performance on the Cyprus Stock Exchange during the month



THE CSE'S FACTS AND FIGURES

This column
presents the
facts and
figures for the
month.



Market Capitalisation by Market

	28/02/2017 (€)	31/03/2017 (€)	% Δ	Weight* %
Market				
Main Market	1.601.074.635	1.601.296.643	0,01	38,55
Alternative Market	759.103.692	795.180.608	4,75	19,15
Under Surveillance	12.956.665	12.956.665	0,00	0,31
Bonds Market				
Corporate Bonds	136.791.841	137.349.466	0,41	3,31
Government Bonds	1.691.181.527	1.606.635.262	-5,00	38,68
Total	4.201.108.360	4.153.418.643	-1,14	100,00

*The weight is calculated to the total Market Capitalisation

Shares with the largest market capitalisation at the end of the month


Company	Market Capitalisation (€)	Weight* %
1 BANK OF CYPRUS HOLDINGS PLC	1.244.897.813	51,67
2 VASSILICO CEMENT WORKS PUBLIC COMPANY LTD	187.752.822	7,79
3 HELLENIC BANK PUBLIC COMPANY LTD	174.657.747	7,25
4 PETROLINA (HOLDINGS) PUBLIC LTD	103.250.000	4,29
5 DEMETRA INVESTMENT PUBLIC LTD	76.000.000	3,15
6 LOGICOM PUBLIC LTD	58.448.804	2,43
7 ATLANTIC INSURANCE COMPANY PUBLIC LTD	45.366.338	1,88
8 THE CYPRUS CEMENT PUBLIC COMPANY LTD	42.659.374	1,77
9 STADEMOS HOTELS PLC	30.420.000	1,26
10 KEO PLC	24.203.701	1,00
Total	1.987.656.598	82,49

*The weight is calculated to the Market Capitalisation (Shares only, including Investment Companies Market)

Market Capitalisation of Corporate Bonds


Corporate Bonds	Market Capitalisation (€)	Weight** %
1 Alpha Bank Cyprus Ltd -Bonds 2013/2018	94.500.000	68,80
2 HELLENIC BANK PUBLIC COMPANY LTD – CONVERTIBLE CAPITAL SECURITIES 2	39.701.843	28,91
3 Ingard Property Bond Designated Activity Company	2.110.694	1,54
4 HELLENIC BANK PUBLIC COMPANY LTD – CONVERTIBLE CAPITAL SECURITIES 1	479.304	0,35
Total	136.791.841	99,59

*The weight is calculated to the Market Capitalisation of Corporate Bonds



THE CSE'S FACTS AND FIGURES

This column
presents the
facts and figures
for the month.

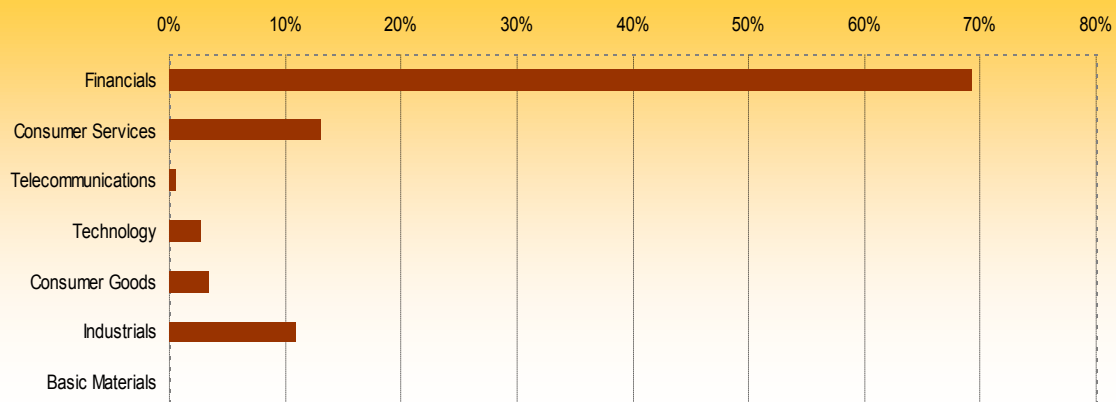


Market Capitalisation per Economic Group

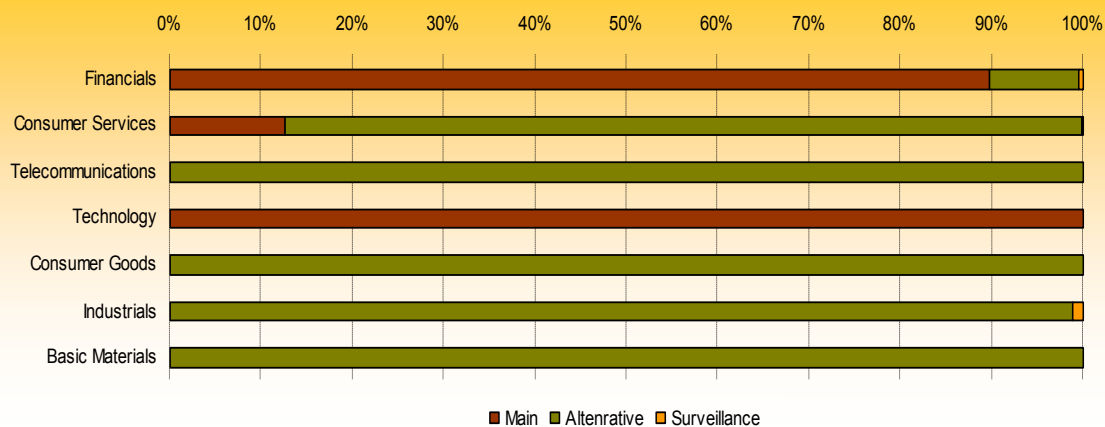
Economic Group*	Market			
	Main	Alternative	Surveillance	% on Total
	(€)	(€)	(€)	
Basic Materials		4.447.188		0,18
Industrials		260.832.404	2.849.020	10,94
Consumer Goods		81.887.768	0	3,40
Technology	64.671.491			2,68
Telecommunications				0,00
Consumer Services	39.522.512	272.884.208	629.785	12,99
Financials	1.497.102.640	161.592.686	9.477.860	69,24
Total	1.601.296.643	795.180.608	12.956.665	99,44
%Market Capitalisation /Total Market Capitalisation (only shares)	66,46	33,00	0,54	

*FTSE Industry Classification Benchmark – ICB.

Economic Group weighting of Market Capitalisation (shares-month end)




Economic Group weighting of Market Capitalisation by Market (shares month end)



THE CSE'S FACTS AND FIGURES

This column presents the facts and figures for the month.



Most traded shares (monthly basis)

Security	Market**	Value (€)	Weight %
1 BANK OF CYPRUS HOLDINGS PLC	MM	3.037.642	68,97
2 HELLENIC BANK PUBLIC COMPANY LTD	MM	348.638	7,92
3 THE CYPRUS CEMENT PUBLIC COMPANY LTD	AM	211.588	4,80
4 VASSILICO CEMENT WORKS PUBLIC COMPANY LTD	AM	113.301	2,57
5 LOGICOM PUBLIC LTD	MM	80.533	1,83
6 A. TSOKKOS HOTELS PUBLIC LTD	MM	63.702	1,45
7 DEMETRA INVESTMENT PUBLIC LTD	MM	61.654	1,40
8 ERMES DEPARTMENT STORES PLC	AM	40.317	0,92
9 PRIMETEL PLC	AM	36.498	0,83
10 PETROLINA (HOLDINGS) PUBLIC LTD	AM	35.206	0,80

Securities with best performance (1-month Performance)

Security	Market**	Transaction Price* (€)		% Δ
		Mar-17	Feb-17	
1 DODONI INVESTMENTS PORTF. LTD	AM	0,002	0,001	100,00
2 PRIMETEL PLC	AM	0,019	0,012	58,33
3 THE CYPRUS CEMENT PUBL CO LTD	AM	0,436	0,31	40,65
4 PANDORA INVESTMENTS PUBLIC LTD	AM	0,055	0,045	22,22
5 MINERVA INSURANCE COMPANY LTD	AM	0,02	0,017	17,65
6 KEO PLC	AM	0,75	0,65	15,38
7 WOOLWORTH CYPRUS PROPRT. PLC	AM	0,159	0,14	13,57
8 A.TSOKKOS HOTELS PUBLIC LTD	MM	0,106	0,094	12,77
9 LOGICOM PUBLIC LTD	MM	0,873	0,789	10,65
10 SALAMIS TOURS (HOLDINGS) LTD	AM	0,32	0,29	10,34


* Last Trade of the Month

Securities with worst performance (1-month Performance)


Security	Market**	Transaction Price* (€)		% Δ
		Mar-17	Feb-17	
1 HELLENIC BANK PUBLIC CO LTD	MM	0,85	0,88	-3,41
2 SFS CROUP PUBLIC CO	AM	0,028	0,029	-3,45
3 STADEMOS HOTELS PLC	AM	0,75	0,78	-3,85
4 AGROS DEVEL CO "PROODOS" LTD	AM	0,9	0,96	-6,25
5 CHRISJOANNOU PUBLIC LTD	AM	0,02	0,022	-9,09
6 ERMES DEPARTMENT STORES PLC	AM	0,081	0,09	-10,00
7 A&P (ANDREOU & PARASKEY.) LTD	AM	0,08	0,091	-12,09
8 LCP HOLDINGS & INVEST. PUB LTD	MM	0,007	0,009	-22,22
9 UNIGROWTH INVESTMENTS LTD	AM	0,138	0,188	-26,60
10 ELMA HOLDINGS PUBLIC CO LTD	AM	0,001	0,004	-75,00

* Last Trade of the Month

** MM=Main Market, AM=Alternative Market, SM=Surveillance Market

THE CSE'S FACTS
AND FIGURES

This column
presents the
facts and figures
for the month.



Market Shares
Selected Period: 01/03/2017 31/03/2017

Rank	Member Code	Members of the Cyprus Stock Exchange	Value of Equities (€)	Daily Average value of Equities (€)	Market Share (%)	Value of Bonds (€)	Notes
1	CI	CISCO LTD	2.888.174	93.167	34,08	1.904	
2	MF	MEGA EQUITY FIN. SERV. LTD	2.437.568	78.631	28,76	87.630	
3	AL	ATLANTIC SECURITIES LTD	814.245	26.266	9,61	21	
4	SS	SHARELINK SEC. & FIN. SER. LTD	546.688	17.635	6,45	76	
5	PC	PROCHOICE XPHMATISTHPIAKH ATΔ	524.430	16.917	6,19	101	
6	AR	ARGUS STOCKBROKERS LTD	438.932	14.159	5,18	188.583	
7	EX	EUROXX SECURITIES S.A.	260.685	8.409	3,08		1
8	EB	EUROBANK EFG EQUITIES INVESTMENT FIRM S.A.	177.564	5.728	2,10		1
9	IB	INVESTMENT BANK OF GREECE S.A.	175.898	5.674	2,08		1
10	GC	GLOBAL CAP SEC & FIN SER LTD	85.972	2.773	1,01		
11	OP	ONE PLUS CAPITAL LIMITED	62.193	2.006	0,73	55.468	
12	NS	NATIONAL SECURITIES S.A.	29.395	948	0,35		1
13	MK	MERIT KAPITAL LTD	26.093	842	0,31		
14	SI	PIRAEUS SECURITIES S.A.	4.030	130	0,05		1
15	SO	SOLIDUS SECURITY S.A.	2.800	90	0,03		1
16	AF	ALPHA FINANCE BROKERAGE AND INVESTMENT SERVICES S.A.	423	14			
Total			8.475.090	273.390	100	333.783	


Notes:

1. Members of the Athens Exchange acting as Remote Members of the Cyprus Stock Exchange



**THE CSE'S FACTS
AND FIGURES**

**This column
presents the
facts and figures
for the month.**



Central Registry-Depository Statistics

Investors Accounts

Selected Period: 01/03/2017 - 31/03/2017

Month	Number of new (Opened) Investors Accounts
2017-03	493

Active Investors Shares Mobility

Selected Period: 01/03/2017 - 31/03/2017

Month	Total of Active Investor Shares	Daily average of active Investors Shares	Active Investors Shares Shares mobility
2017-03	608	69	2,62

Notes:


1. Active investor accounts indicate the number of investors who have purchased equities or Debt in the CSE at least once for the relevant period of time.
2. Daily average is the daily active investor accounts for the relevant period of time.
3. Mobility of active investor accounts indicate the average number of days during which an investor purchased equities in the CSE at least once.

Foreign Investors participation to the Market Capitalisation - (month-end)

Investors Category	Market Capitalisation %
Foreign Investors	23,62


Investors shares allocation with positive balance based on the number of securities (month-end)

Securities	Investors shares	
	Number	%
1	214.042	75,07
2-5	62.525	21,93
6-10	7.217	2,53
>10	1.342	0,47
Total	285.126	100,00



THE CSE'S FACTS AND FIGURES

**This column
presents the
facts and figures
for the month.**



Investors' Geographical Allocation In Cyprus (month-end)

Districts	Investor Share Account	
	Number	%
Lefkosia	96.809	42,23
Lemesos	62.280	27,17
Larnaca	32.697	14,26
Pafos	23.861	10,41
Ammochostos	13.592	5,93
Total	229.239	100,00

Notes:


1. Active Investor Share Accounts with positive balance are those in which at least one security is credited.
2. The geographical allocation of Investor Share Accounts is based upon the administrative segmentation of Cyprus in districts (the occupied areas are excluded).
3. The above classification concerns Investor Share Accounts belonging to investors who declare Cyprus as their permanent home country, and is based on the postal codes declared in the Investor Share Accounts.

Foreign Investors' Geographical Allocation (month-end)


Countries	Investor Share Account	
	Number	%
Greece	37.195	77,76
Russian Federation	3.406	7,12
United Kingdom	2.105	4,40
Ukraine	559	1,17
United States	466	0,97
Australia	380	0,79
South Africa	406	0,85
Belarus	127	0,27
Kazakhstan	111	0,23
Bulgary	111	0,23
Beliz	178	0,37
Canada	197	0,41
Germany	131	0,27
Israel	137	0,29
Seychelles	149	0,31
British Virgin Islands	615	1,29
Other Countries	1.560	3,26
Total	47.833	100,00

Notes:

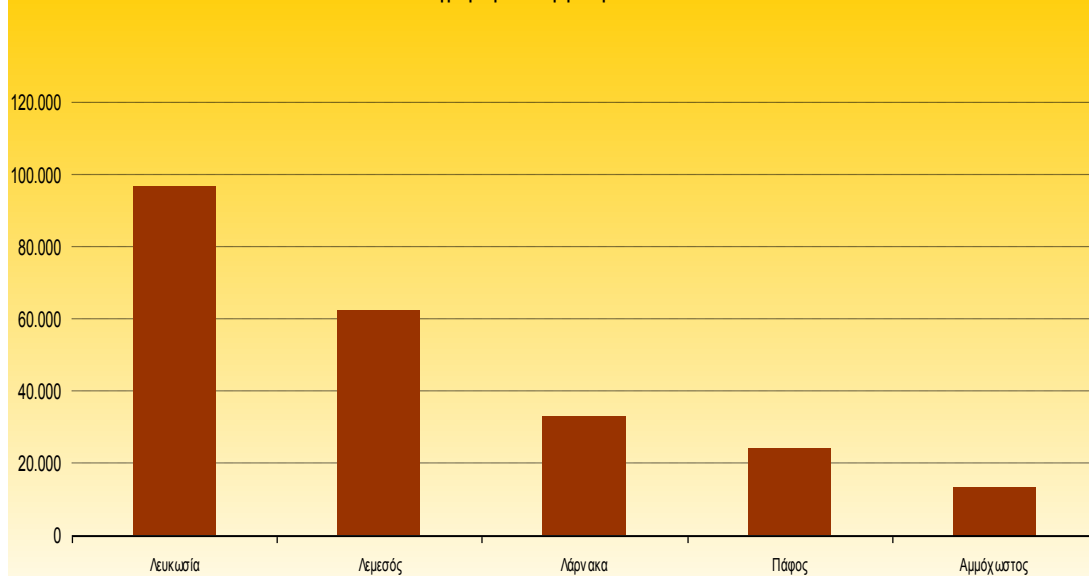
1. The above classification concerns "Investor Share Accounts" who declare another Country (other than Cyprus) as their permanent home country.
2. The countries that have been selected have a percentage of the Investor Share Accounts above 1%.

**THE CSE'S FACTS AND FIGURES**


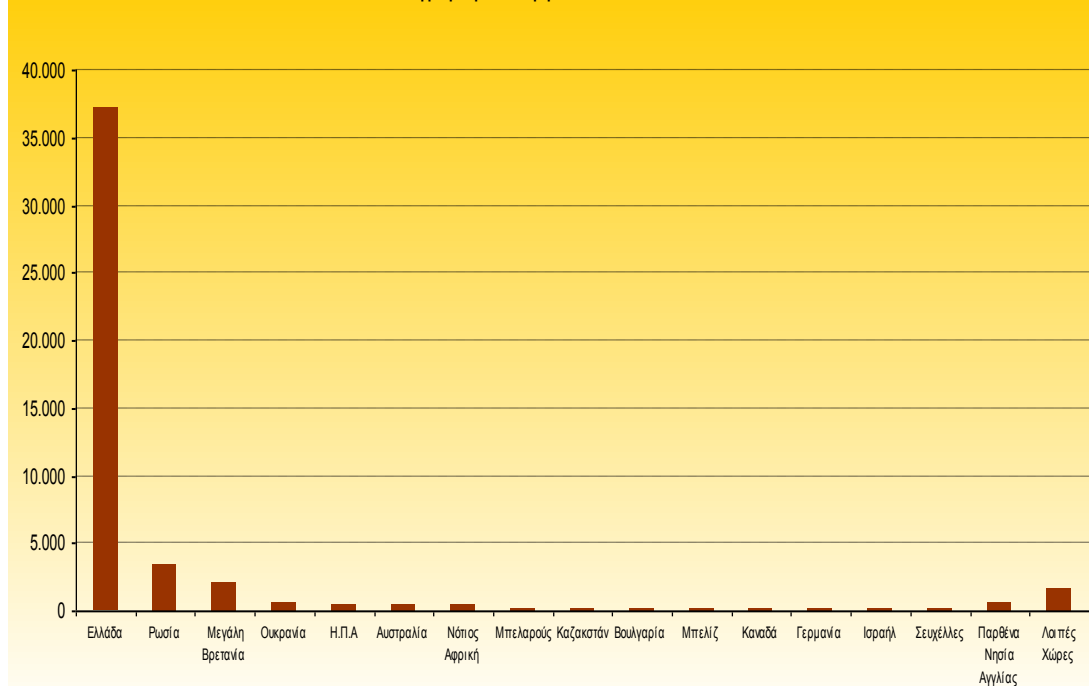
This column presents the facts and figures for the month.



Γεωγραφική Κατανομή Κυπρίων Επενδυτών




Γεωγραφική Κατανομή Αλλοδαπών Επενδυτών



THE CSE'S FACTS AND FIGURES

This column presents the facts and figures for the month.




Settlement Transactions Value of CSE Custodians

Selected Period: 01/03/2017 - 31/03/2017


(Share & Bond Markets)

Member Name	Member Code	Settlement Value (€)	% Settlement Value
SHARELINK SEC. & FIN. SER. LTD	1000000023	546.763,52	6,21
CISCO LTD	1000000026	1.741.341,33	19,77
GLOBAL CAP. SEC. FIN. SERV. LTD	1000000030	53.031,37	0,60
MEGA - EQUITY SEC. & FINANCIAL SERV. PUBLIC LTD	1000000038	2.525.198,49	28,67
ARGUS STOCKBROKERS LTD	1000000047	514.906,62	5,85
ATLANTIC SECURITIES LTD	1000000063	814.266,11	9,24
ALFA FINANCE INVESTMENT SERVICES S.A	1000000067	423,16	0,00
NATIONAL SECURITIES S.A	1000000070	29.347,93	0,33
EUROBANK EFG EQUITIES INVESTMENT FIRM S.A	1000000071	100.977,37	1,15
INVESTMENT BANK OF GREECE S.A.	1000000072	23.347,94	0,27
EUROXX SECURITIES S.A	1000000073	4.178,35	0,05
ΠΕΙΡΑΙΩΣ Α.Ε.Π.Ε.Υ.	1000000077	4.029,60	0,05
PROCHOICE SECURITIES LTD	1000000082	382.980,36	4,35
SOLIDUS SECURITIES A.E.P.E.Y	1000000083	2.800,00	0,03
ONE PLUS CAPITAL LTD	1000000084	117.660,66	1,34
BNP PARIBAS SECURITIES SERVICES	5000000001	294.100,24	3,34
CITIBANK INTERNATIONAL PLC	5000000002	247.697,75	2,81
EFG EUROBANK ERGASIAS S.A	5000000003	76.587,06	0,87
BANK OF CYPRUS PUBLIC CO LTD - CUSTODIAN	5000000012	1.148.736,61	13,04
HELLENIC BANK PUBLIC COMPANY LTD	5000000013	145.548,64	1,65
HSBC BANK PLC SECURITIES SERVICES	5000000016	8.809,10	0,10
NATIONAL BANK OF GREECE S.A. - RETAIL INVESTORS	5000000017	47,43	0,00
MERITKAPITAL LIMITED	5000000019	26.093,20	0,30
Total		8.808.872,84	100,00




THE CSE'S FACTS AND FIGURES

This column
presents the
facts and figures
for the month.




(Share & Bond Markets)

(Share & Bond Markets)			
Member Name	Member Code	Settlement Value (€)	% Settlement Value
SHARELINK SEC. & FIN. SER. LTD	1000000023	546.763,52	6,21
CISCO LTD	1000000026	1.741.341,33	19,77
GLOBAL CAP. SEC. FIN. SERV. LTD	1000000030	53.031,37	0,60
MEGA - EQUITY SEC. & FINANCIAL SERV. PUBLIC LTD	1000000038	2.525.198,49	28,67
ARGUS STOCKBROKERS LTD	1000000047	514.906,62	5,85
ATLANTIC SECURITIES LTD	1000000063	814.266,11	9,24
ALFA FINANCE INVESTMENT SERVICES S.A	1000000067	423,16	0,00
NATIONAL SECURITIES S.A	1000000070	29.347,93	0,33
EUROBANK EFG EQUITIES INVESTMENT FIRM S.A	1000000071	100.977,37	1,15
INVESTMENT BANK OF GREECE S.A.	1000000072	23.347,94	0,27
EUROXX SECURITIES S.A	1000000073	4.178,35	0,05
ΠΕΙΡΑΙΩΣ Α.Ε.Π.Ε.Υ.	1000000077	4.029,60	0,05
PROCHOICE SECURITIES LTD	1000000082	382.980,36	4,35
SOLIDUS SECURITIES A.E.P.E.Y	1000000083	2.800,00	0,03
ONE PLUS CAPITAL LTD	1000000084	117.660,66	1,34
BNP PARIBAS SECURITIES SERVICES	5000000001	294.100,24	3,34
CITIBANK INTERNATIONAL PLC	5000000002	247.697,75	2,81
EFG EUROBANK ERGASIAS S.A	5000000003	76.587,06	0,87
BANK OF CYPRUS PUBLIC CO LTD - CUSTODIAN	5000000012	1.148.736,61	13,04
HELLENIC BANK PUBLIC COMPANY LTD	5000000013	145.548,64	1,65
HSBC BANK PLC SECURITIES SERVICES	5000000016	8.809,10	0,10
NATIONAL BANK OF GREECE S.A. - RETAIL INVESTORS	5000000017	47,43	0,00
MERITKAPITAL LIMITED	5000000019	26.093,20	0,30
Total		8.808.872,84	100,00



This column presents the facts and figures for the month.



briefing from the CSE

History

The Cyprus Stock Exchange started operations as a legal entity on March 29 1996, based on the Laws and Regulations concerning the Cyprus Stock Exchange, which were enacted by the House of Representatives, Parliament of the Republic of Cyprus in 1993 and 1995 respectively.

The Cyprus Stock Exchange is an organized securities market through which transactions on listed securities take place, such as government bonds, warrants, stocks or any other securities that are listed on the stock exchange.

The main participants in the market are the Members of the stock exchange (stock brokerage companies), custodians, issuers, as well as investors. The CSE is managed by its Board, which is appointed by the government of the Republic of Cyprus.

The stock exchange offers a complete spectrum of products and services:

→ Listing of Securities

- Shares
- Bonds (Corporate Bonds, Government Bonds and Treasury Bills)
- Rights
- Warrants
- Share of Undertakings for Collective Investment in Transferable Securities (UCITS)

→ Trading of securities

→ Clearing and Settlement of Transactions

Vision and Mission

The Board of the Cyprus Stock Exchange, within the framework of its Strategic Plan, has as a vision the development of the CSE as one of the leading stock exchanges in the geographical region of Cyprus, as well as a leading stock exchange in specialized areas of activity.

In addition, the Cyprus Stock Exchange aims to establish itself as the basic vehicle of raising capital in the Cypriot market from companies in specific areas, and also enjoy the trust of the investors.



Regulated by the
Cyprus Securities and Exchange
Commission

71-73 Lordou Vironos Avenue,
1096 Nicosia

P.O. Box 25427,
1309 Nicosia, CYPRUS

TEL +357-22-712300

FAX +357-22-570308

E-mail: info@cse.com.cy

www.cse.com.cy