



ΧΡΗΜΑΤΙΣΤΗΡΙΟ ΑΞΙΩΝ ΚΥΠΡΟΥ  
CYPRUS STOCK EXCHANGE

June 2026  
Issue: 06-2026

# Monthly Statistical Issue

## MONTHLY REVIEW

On the last trading session of June 2026 the General Index reached 305,91 points, representing a relative increase of 2,98% from the previous month. The value of shares traded exhibited an increase of 8,42% compared to the previous month.

It is worth mentioning however, that the highest level that the General Index reached for the month was 308,79 points. The other Market Indices reached the following levels: Main Market reached 245,04, Alternative Market 2.021,88, Investment Companies 3.204,98 points. On a sectoral level, the Hotels Index reached 1.978,08 points. The FTSE/CySE20 reached 179,98 points. The market capitalisation of shares (shares) reached € 21,52 billion. According to this month's results, the Main Market accounted for 62,48% of the total market capitalisation, the Alternative Market 4,15%, the Surveillance Market 0,32% and the Bond Market 33,04%. Moreover, the total market capitalisation including the Bond Market reached € 32,15 billion compared to € 31,03 billion the previous month, registering an increase of 3,59%.

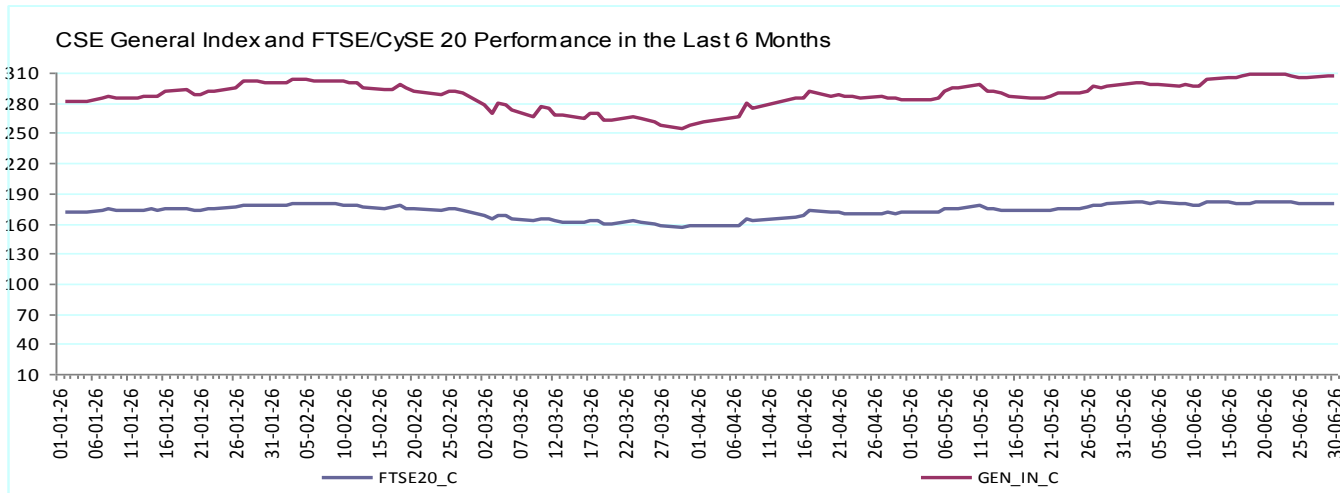
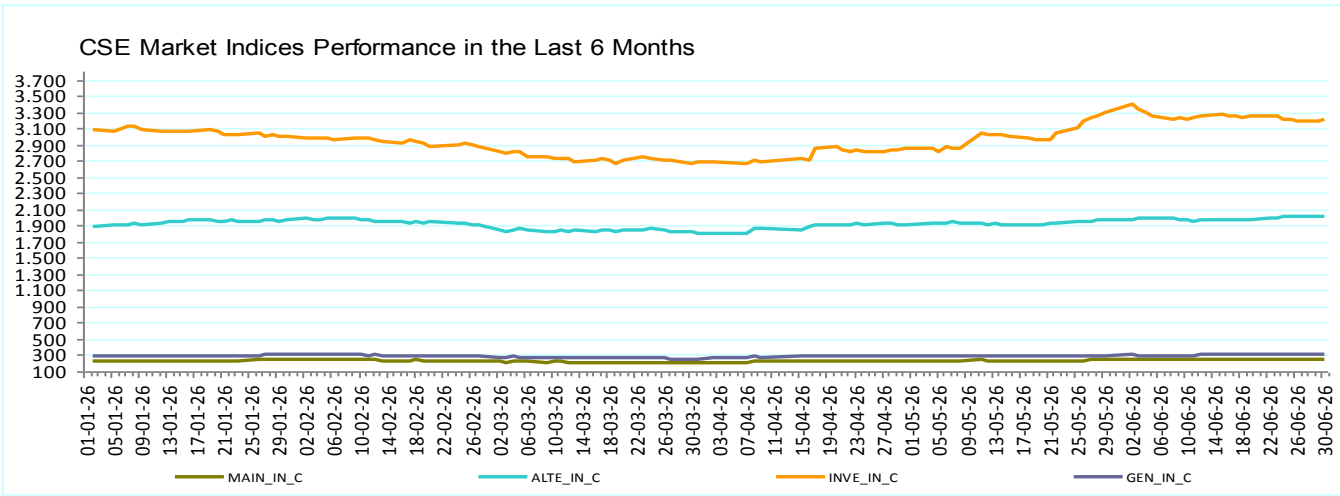
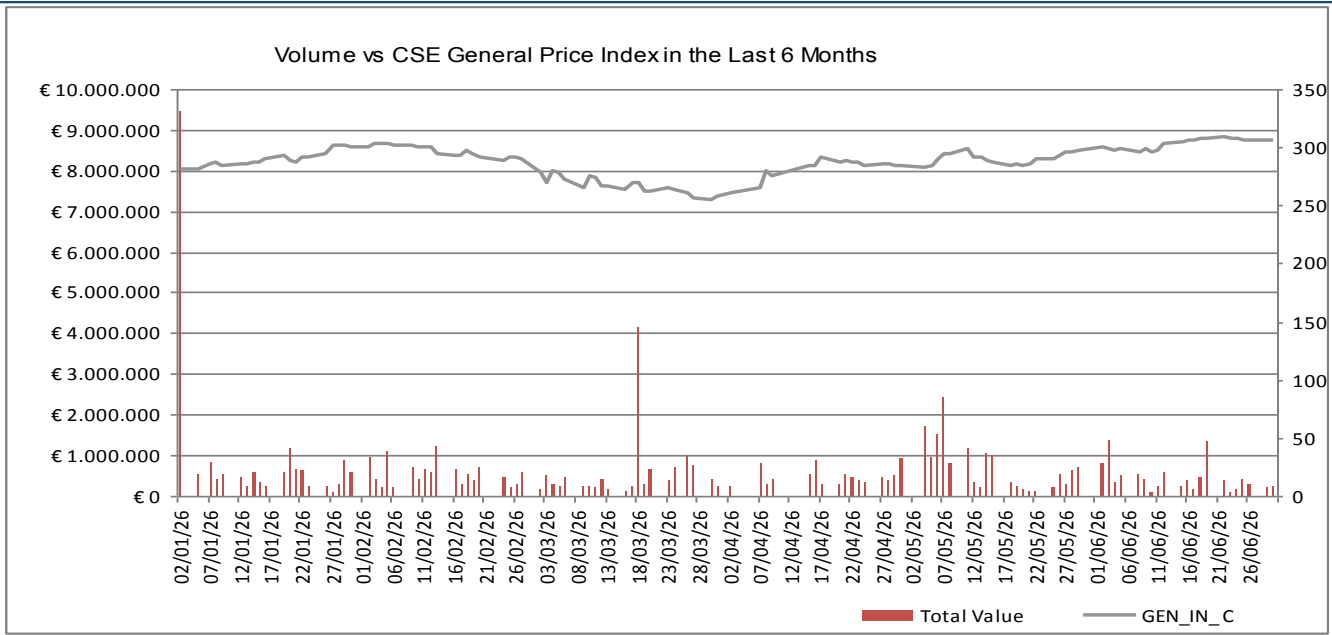
The total value of transactions during the month in review reached € 9,23 million, with an average of € 0,44 million per trading session. The Financials sector contributed 82,03% to the total value traded which was the highest among all other sectors. Investors primarily focused their interest on the shares of "Bank of Cyprus Holdings Plc" and also on shares of "Demetra Holdings Plc" with 45,24% and 29,87% of the total value respectively.



## CONTENTS OF ISSUE

Market Statistics .....	2
Indices Performance.....	3
CSE Indices.....	4
Market Capitalisation .....	6
Most Traded Securities.....	8
Market Shares.....	9
Depository Statistics.....	10-14





### CSE Indices

	Closing		Yearly Highest		Yearly Lowest		Percentage Change	
	30/06/2026		22/06/2026		30/03/2026		2/01/2026	29/05/2026
<b>Market Indices (base 3.09.2004=1000)</b>								
General Index	305,91	308,79	22/06/2026	254,91	30/03/2026	8,85	2,98	
Main Market Index	245,04	249,29	22/06/2026	199,64	30/03/2026	7,92	2,48	
Alternative Market Index	2.021,88	2.021,88	30/06/2026	1.797,20	2/04/2026	6,71	3,05	
Investment Companies Index	3.204,98	3.396,01	2/06/2026	2.663,18	7/04/2026	3,77	-2,61	
<b>Sectoral Indices (base 3.09.2004=1000)</b>								
Hotels	1.978,08	2.316,75	2/01/2026	1.756,61	7/04/2026	-14,62	1,63	
<b>FTSE&amp;CSE Indices</b>								
FTSE CySE 20 (base 30.11.2000=1000)	179,98	181,62	22/06/2026	155,58	30/03/2026	5,57	0,74	

### Value of volume traded by sector

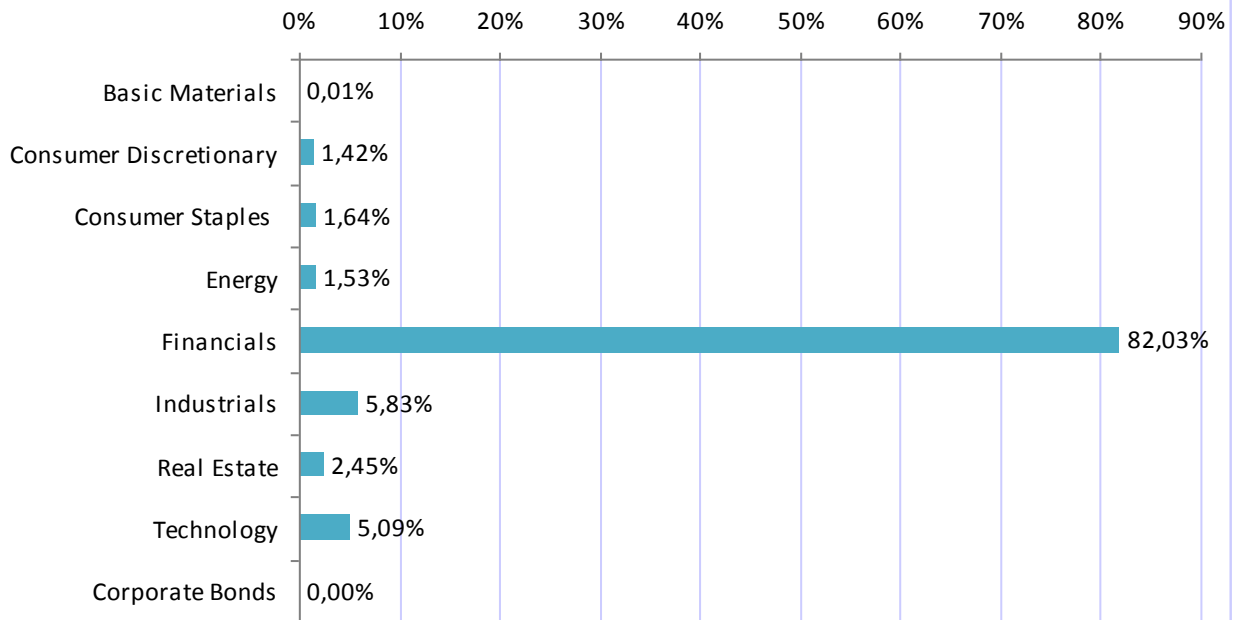
Economic Group*	Value of Volume (€)	Weight %
Basic Materials	686	0,01
Consumer Discretionary	130.771	1,42
Consumer Staples	151.706	1,64
Energy	140.842	1,53
Financials	7.568.002	82,03
Industrials	537.966	5,83
Real Estate	226.504	2,45
Technology	469.970	5,09
Corporate Bonds	0	0,00
Government Bonds	0	0,00
Total	9.226.447	100

\* FTSE Industry Classification Benchmark – ICB.

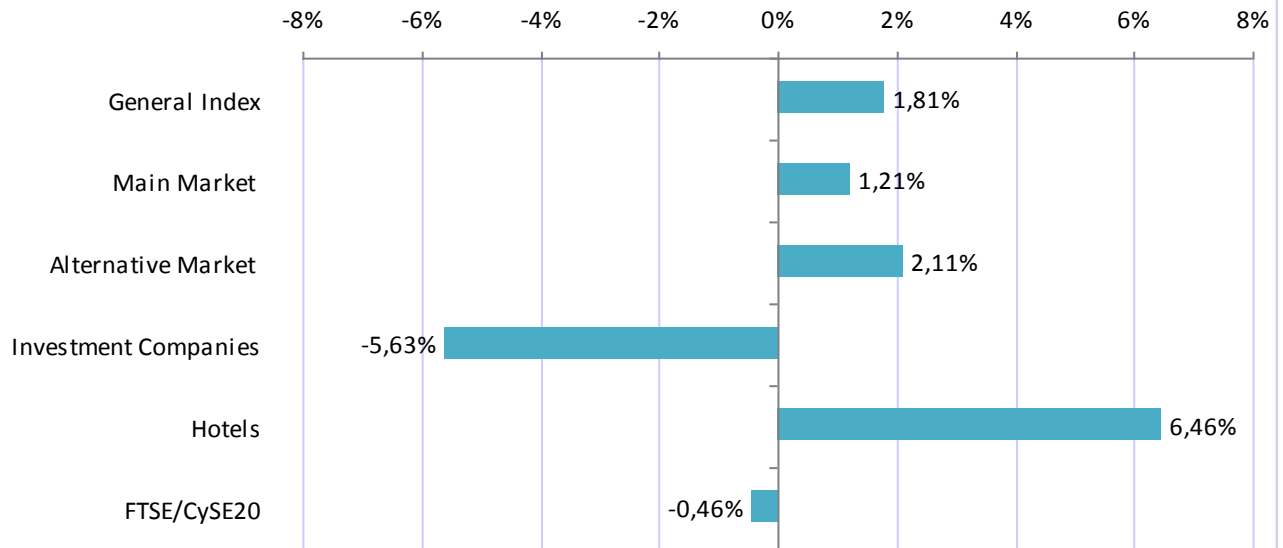
### Securites traded and by sector

Economic Group	Transactions	Securities Traded	Weight %
Basic Materials	1	3.500	0,06
Consumer Discretionary	222	1.131.472	19,98
Consumer Staples	86	74.335	1,31
Energy	66	115.396	2,04
Financials	1.802	2.908.156	51,34
Industrials	339	346.315	6,11
Real Estate	177	934.242	16,49
Technology	184	150.567	2,66
Corporate Bonds	0	0	0,00
Total	2.877	5.663.983	100

### Economic Group Weighting to value traded during the month



### Indices performance on the Cyprus Stock Exchange during the month



### Market Capitalisation by Market

	29/05/2026 (€)	30/06/2026 (€)	% Change	Weight* %
<b>Market</b>				
Main Market	19.000.416.500	20.084.755.685	5,71	62,48
Alternative Market	1.301.488.668	1.335.430.777	2,61	4,15
Under Surveillance	108.393.558	103.512.587	-4,50	0,32
<b>Bonds Market</b>				
Corporate Bonds	22.370.000	22.370.000		0,07
Government Bonds	10.600.226.000	10.600.226.000	0,00	32,97
<b>Total</b>	<b>31.032.894.726</b>	<b>32.146.295.048</b>	<b>3,59</b>	<b>100</b>

\*The weight is calculated to the total Market Capitalisation

### Shares with the largest market capitalisation at the end of the month

	Market Capitalisation (€)	Weight* %
1 EUROBANK S.A. (CR WITH VR_C)	15.281.397.451	71,00
2 BANK OF CYPRUS HOLDINGS PLC	4.189.597.751	19,47
3 VASSILICO CEMENT WORKS PUBLIC COMPANY LTD	370.470.127	1,72
4 DEMETRA HOLDINGS PLC	329.000.000	1,53
5 LOGICOM PUBLIC LTD	234.091.536	1,09
6 THE CYPRUS CEMENT PUBLIC COMPANY LTD	183.111.108	0,85
7 KEO PLC	126.545.769	0,59
8 PETROLINA (HOLDINGS) PUBLIC LTD	107.625.000	0,50
9 PANDORA INVESTMENTS PUBLIC LTD	96.771.227	0,45
10 ATLANTIC INSURANCE COMPANY PUBLIC LTD	91.128.190	0,42
<b>Total</b>	<b>21.009.738.159</b>	<b>97,61</b>

\*The weight is calculated to the Market Capitalisation (Shares only, including Investment Companies Market)

### Market Capitalisation of Corporate Bonds

	Market Capitalisation (€)	Weight* %
REHUB PLC – BONDS 2030	21.000.000	93,88
REHUB PLC – BONDS 2028	1.370.000	6,12
<b>Total</b>	<b>22.370.000</b>	<b>100</b>

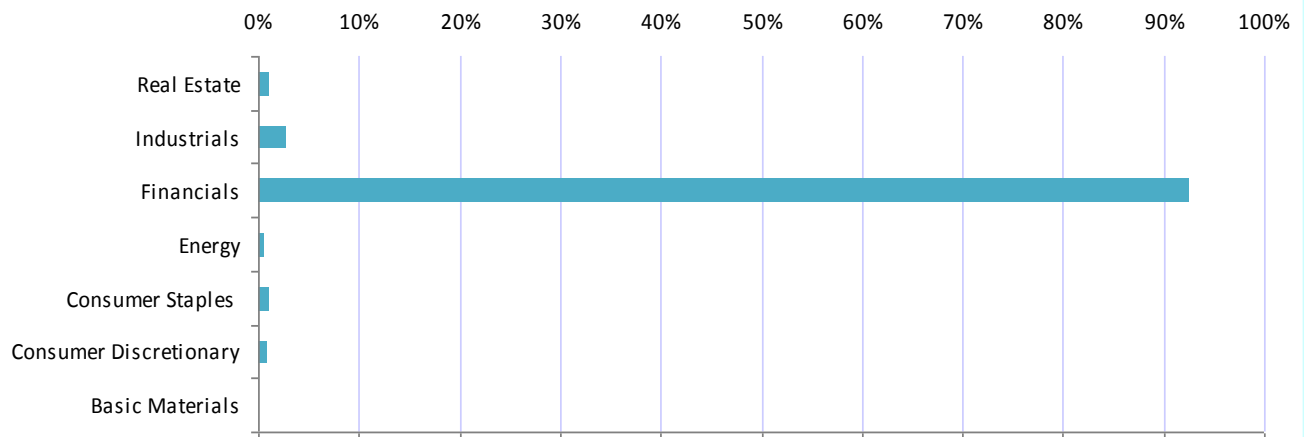
\*The weight is calculated to the Market Capitalisation of Corporate Bonds

### Market Capitalisation per Economic Group

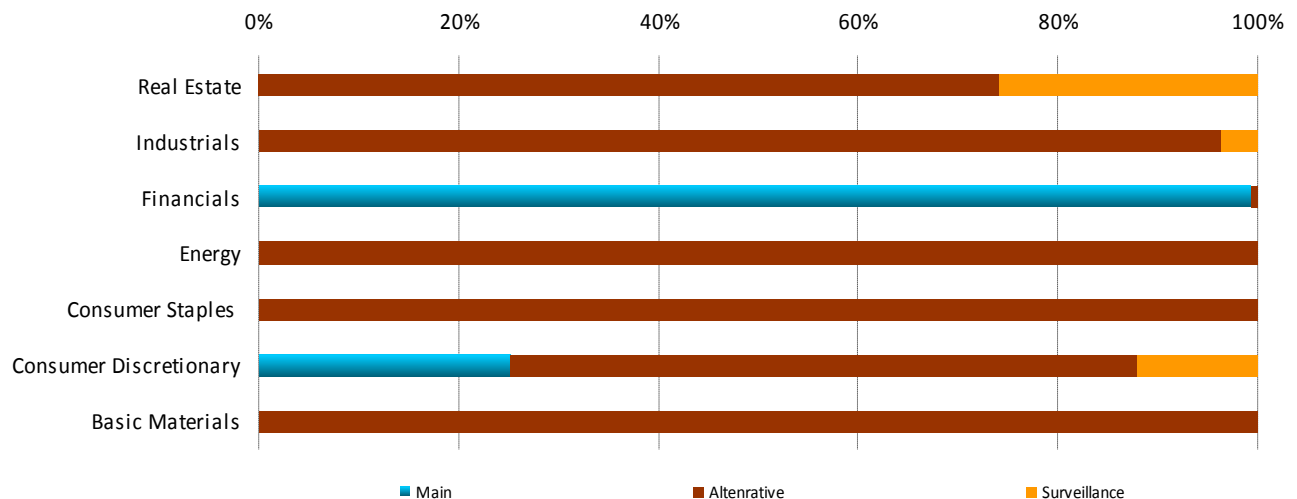
Economic Group	Market			
	Main (€)	Alternative (€)	Surveillance (€)	%
Basic Materials	0	9.905.100	0	0,05
Consumer Discretionary	47.436.326	118.605.163	22.665.846	0,88
Consumer Staples	0	207.988.797	0	0,97
Energy	0	107.625.000	0	0,50
Financials	19.803.227.823	141.400.530	5.060.000	92,69
Industrials	0	580.142.374	21.447.134	2,80
Real Estate	0	155.449.535	54.339.607	0,97
Technology	234.091.536	14.314.278	0	1,15
<b>Total</b>	<b>20.084.755.685</b>	<b>1.335.430.777</b>	<b>103.512.587</b>	<b>100</b>
%Market Capitalisation /Total Market Capitalisation (only shares)	93,31	6,20	0,48	

\*FTSE Industry Classification Benchmark – ICB.

**Economic Group weighting of Market Capitalisation (shares-month end)**



**Economic Group weighting of Market Capitalisation by Market (shares month end)**



### Most traded shares (monthly basis)

Security	Market**	Value (€)	Weight %
1 BANK OF CYPRUS HOLDINGS PLC	MM	4.173.649	45,24
2 DEMETRA HOLDINGS PLC	MM	2.756.298	29,87
3 ATLANTIC INSURANCE COMPANY PUBLIC LTD	AM	537.438	5,82
4 LOGICOM PUBLIC LTD	MM	469.970	5,09
5 THE CYPRUS CEMENT PUBLIC COMPANY LTD	AM	266.503	2,89
6 VASSILICO CEMENT WORKS PUBLIC COMPANY LTD	AM	245.818	2,66
7 PETROLINA (HOLDINGS) PUBLIC LTD	AM	140.842	1,53
8 KEO PLC	AM	132.021	1,43
9 PANDORA INVESTMENTS PUBLIC LTD	AM	114.327	1,24
10 WOOLWORTH (CYPRUS) PROPERTIES PLC	SM	94.922	1,03

### Securities with best performance (1-month Performance)

	Market**	Transaction Price* (€)		% Change
		Ιούνιος 2026	May 2026	
1 K. KYTHREOTIS HOLDINGS PUBLIC LTD	AM	0,5200	0,4600	13,04
2 LORDOS HOTELS (HOLDINGS) PUBLIC LTD	AM	1,4500	1,3000	11,54
3 KEO PLC	AM	3,0000	2,7000	11,11
4 THE CYPRUS CEMENT PUBLIC COMPANY LTD	AM	1,3350	1,2400	7,66
5 K + G COMPLEX PUBLIC COMPANY LTD	AM	0,4520	0,4200	7,62
6 ALKIS H. HADJIKYRIACOS (FROU-FROU BISCUITS) PUBLIC LTD	AM	0,4940	0,4600	7,39
7 EUROBANK S.A. (CR with VR_C)	MM	4,2080	3,9260	7,18
8 ELLINAS FINANCE PUBLIC COMPANY LTD	AM	0,3800	0,3600	5,56
9 LOGICOM PUBLIC LTD	MM	3,1600	3,0000	5,33
10 INTERFUND INVESTMENTS PLC	AM	0,0280	0,0270	3,70

\* Last Trade of the Month

### Securities with worst performance (1-month Performance)

	Market**	Transaction Price* (€)		% Change
		Ιούνιος 2026	May 2026	
1 CONSTANTINOY BROS HOTELS PUBLIC COMPANY LTD	AM	0,2200	0,2740	-19,71
2 7Q INVESTMENTS PUBLIC LIMITED	MM	0,1260	0,1420	-11,27
3 CLR INVESTMENT FUND PUBLIC LTD	AM	0,0045	0,0050	-10,00
4 CYPRUS FOREST INDUSTRIES PUBLIC LTD	AM	1,2500	1,3800	-9,42
5 TOP KINISIS TRAVEL PUBLIC LTD	AM	0,3000	0,3280	-8,54
6 PHILOKTIMATI KI PUBLIC LTD	AM	0,1160	0,1260	-7,94
7 DISPLAY ART PLC	AM	0,0250	0,0270	-7,41
8 CYPRUS TRADING CORPORATION PLC	SM	0,2300	0,2480	-7,26
9 MINERVA INSURANCE COMPANY PUBLIC LTD	AM	0,0390	0,0420	-7,14
10 ERMES DEPARTMENT STORES PLC	SM	0,0135	0,0145	-6,90

\* Last Trade of the Month

\*\*MM=Main Market, AM=Alternative Market, SM=Surveillance Market

### Market Shares

Selected Period: 1/06/2026 30/06/2026

Rank	Member Code	Members of the Cyprus Stock Exchange	Value of Equities (€)	Daily Average value of Equities (€)	Market Share (%)	Value of Bonds (€)	Notes
1	CI	CISCO LTD	5.322.746	177.425	28,85		
2	PC	PROCHOICE ΧΡΗΜΑΤΙΣΤΗΡΙΑΚΗ ΑΤΑ	3.448.931	114.964	18,69		
3	EB	EUROBANK EFG EQUITIES INVESTMENT FIRM S.A.	2.988.423	99.614	16,19		1
4	MF	MEGA EQUITY FIN. SERV. LTD	2.670.805	89.027	14,47		
5	AL	ATLANTIC SECURITIES LTD	1.893.235	63.108	10,26		
6	AR	ARGUS STOCKBROKERS LTD	979.283	32.643	5,31		
7	AF	ALPHA FINANCE BROKERAGE AND INVESTMENT SERVICES S.A.	665.918	22.197	3,61		1
8	GC	GLOBAL CAP SEC & FIN SER LTD	113.349	3.778	0,61		
9	SI	PIRAEUS SECURITIES S.A.	100.361	3.345	0,54		1
10	OP	ONE PLUS CAPITAL LIMITED	100.274	3.342	0,54		
11	BT	BETA SECURITIES S.A.	70.864	2.362	0,38		1
12	EX	EUROXX SECURITIES S.A.	27.500	917	0,15		1
13	SO	SOLIDUS SECURITY S.A	27.064	902	0,15		1
14	NS	NATIONAL SECURITIES S.A.	20.733	691	0,11		1
15	IB	OPTIMA BANK S.A.	17.648	588	0,10		1
16	AT	ATHLOS CAPITAL INVESTMENTS LTD	5.760	192	0,03		
<b>Total</b>			<b>18.452.893</b>	<b>615.095</b>	<b>100</b>	<b>0</b>	

Notes: Members of the Athens Exchange acting as Remote Members in the Cyprus Stock Exchange

CENTRAL REGISTRY DEPOSITORY STATISTICS

(All CSE Markets are included)

**Investors Accounts**

Selected Period: 01/06/2026 - 30/06/2026

Month	Number of Investors Accounts
2026-06	77

**Active Investors Shares Mobility**

Selected Period: 01/06/2026 - 30/06/2026

Month	Total of Active Investor Shares	Daily average of active Investors Shares	Active Investors Shares mobility
2026-06	874	94	2,25

**Notes:**

1. Active investor accounts indicate the number of investors who have purchased equities or Debt in the CSE at least once for the relevant period of time.
2. Daily average is the daily active investor accounts for the relevant period of time.
3. Mobility of active investor accounts indicate the average number of days during which an investor purchased equities in the CSE at least once.

**Foreign Investors participation to the Market Capitalisation - (month-end)**

Investors Category	Market Capitalisation %
Foreign Investors	39,25

**Investors shares allocation with positive balance based on the number of securities (month-end)**

Securities	Investors shares	
	Number	%
1	198.113	80,09
2-5	46.215	18,68
6-10	2.751	1,11
>10	287	0,12
Total	247.366	100,00

**OTC Transactions**

Month	Category	Type	Number of Trades	Value of Volume (€)
2026-06	Equities	DVP	26	1.348.387,28
	Bonds	DVP	0	0,00
	Equities	FOP	13	197.850,00
	Bonds	FOP	2	0,00

### Investors' Geographical Allocation In Cyprus (month-end)

<b>Districts</b>	<b><u>Investor Share Account</u></b>	
	Number	%
Lefkosia	83.729	41,88
Lemesos	54.707	27,36
Larnaca	28.272	14,14
Pafos	21.262	10,64
Ammochostos	11.949	5,98
<b>Total</b>	<b>199.919</b>	<b>100</b>

**Notes:**

1. Active Investor Share Accounts with positive balance are those in which at least one security is credited.
2. The geographical allocation of Investor Share Accounts is based upon the administrative segmentation of Cyprus in districts (the occupied areas are excluded).
3. The above classification concerns Investor Share Accounts belonging to investors who declare Cyprus as their permanent home country, and is based on the postal codes declared in the Investor Share Accounts.

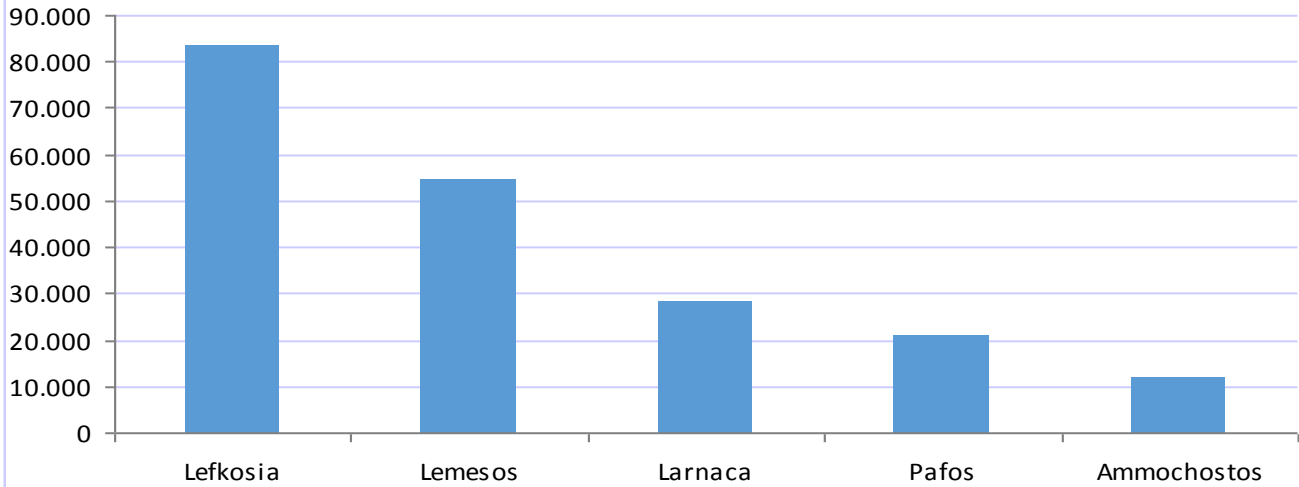
### Foreign Investors' Geographical Allocation (month-end)

<b>Countries</b>	<b><u>Investor Share Account</u></b>	
	Number	%
Greece	35.034	85,72
United Kingdom	1.814	4,44
Other Countries	1.376	3,37
Russian Federation	733	1,79
United States	384	0,94
South Africa	355	0,87
British Virgin Islands	337	0,82
Australia	335	0,82
Canada	160	0,39
Ukraine	116	0,28
Israel	115	0,28
Germany	110	0,27
<b>Total</b>	<b>40.869</b>	<b>100</b>

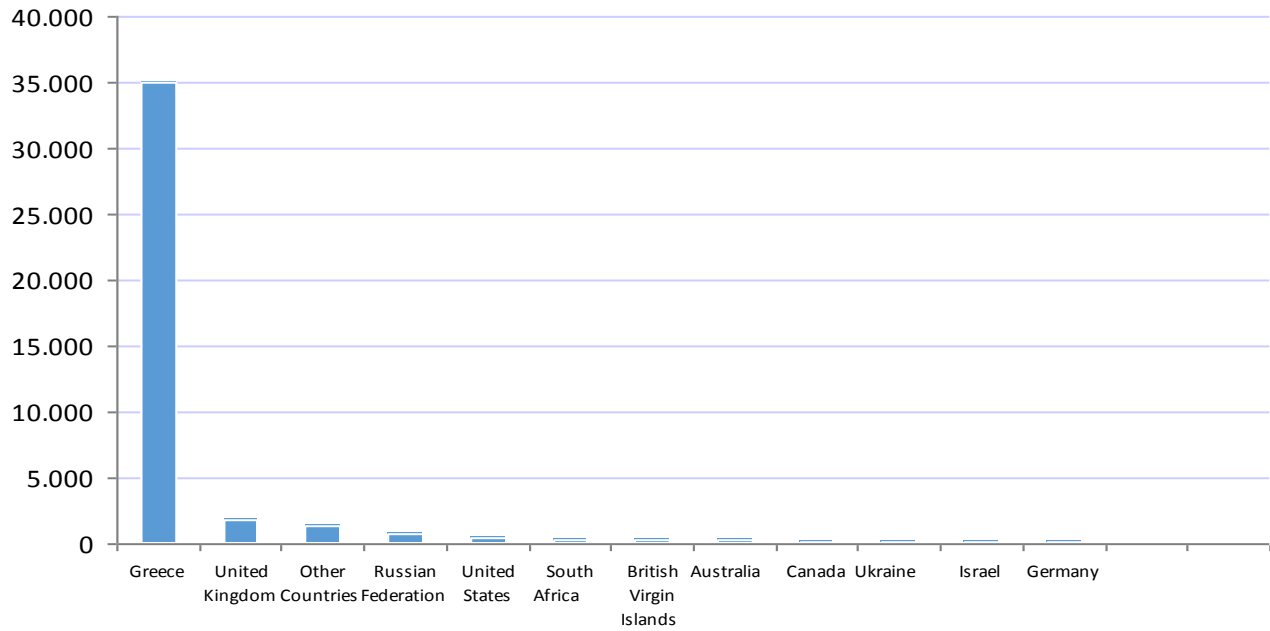
**Notes:**

1. The above classification concerns "Investor Share Accounts" who declare another Country (other than Cyprus) as their permanent home country.
2. The countries that have been selected have a percentage of the Investor Share Accounts above 1%.

### Investors' Geographical Allocation in Cyprus



### Foreign Investors' Geographical Allocation







**Contact us:**

71-73 Lordou Vironos Avenue,  
1096  
P.O.BOX 25427  
Nicosia 1309 Cyprus

Phone: (+357) 22 712300  
Fax: (+357) 22 570308  
E-Mail: [info@cse.com.cy](mailto:info@cse.com.cy)

