

Promote yourselves in our e-publication

The CSE has completely reconstructed its on-line publication in order to provide the best possible information to market participants. This newsletter is sent electronically to thousands of recipients in Cyprus, Greece and abroad. In this context, the CSE has made provision for the promotion of companies through advertising. Any company wishing to promote its products and in the context of the upcoming European Union Presidency of the Republic of Cyprus during the second half of 2012 and due to the wide range active participation of the Organization in the European Federations for stock market issues, the Cyprus Stock Exchange (CSE) has undertaken some important initiatives hosting and putting under its auspices the organization of major conferences - seminars in Cyprus. services through this new updated e-publication can contact the CSE on www.cse.com.cy. Businesses can also advertise on the CSE website.

Contact the CSE

These are the CSE's contact details:
Cyprus Stock Exchange
71-73 Lordou Vironos Avenue,
1096 Nicosia,
P.O.Box 25427
Nicosia, Cyprus
Tel.. (357) 22 712300
Fax. (357) 22 570308
Email:
info@cse.com.cy
Website:
www.cse.com.cy

Read on this edition

- The statistics of the market in charts/tables
- CSE's activities and decisions
- News of CSE's listed companies

briefing from the CSE

CSE monthly electronic edition

March 2016 · Issue 230

In March 2016

(i) The General Index of the CSE reached 67,09 points

On the last trading session of March 2016 the General Index reached 67,50 points, representing a relative increase of 0,61% from the previous month. The value of shares traded exhibited an increase of 3402,15% compared to the previous month. It is worth mentioning however, that the highest level that the General Index reached for the month was 69,40 points. The other Market Indices reached the following levels: Main Market reached 49,74, Alternative Market 675,65, Investment Companies 818,04 points. On a sectoral level, the Hotels Index reached 428,81 points. The FTSE/CySE20 reached 38,82 points and finally the FTSE Med reached 4.821,31 points.

The market capitalisation of shares (shares) reached €2,46 billion. According to this month's results, the Main Market accounted for 29,12% of the total market capitalisation, the Alternative Market 11,85%, the Surveillance Market 0,28% and the Bond Market 58,74%. Moreover, the total market capitalisation including the Bond Market reached €5,95 billion compared to € 5,96 billion the previous month, registering a decrease of 0,13%.

(ii) Total Trading Volume was €6.09 m.

The total value of transactions during the month in review reached €213,44 million, with an average of €10,67 million per trading session. The Government Bonds sector contributed 97,17% to the total value traded which was the highest among all other sectors. Investors primarily focused their interest on the shares of "Bank of Cyprus Public Company Ltd" and also on shares of "Hellenic Bank Public Company Ltd" with 1,99% and 0,24% of the total value respectively.



Suspension of Trading and Delisting of Government Titles

30 - day Treasury Bills. On 3rd March 2016, the Cyprus Stock Exchange announced the suspension of trading of the 30-day Treasury Bills 2nd Issue, Series 2016 (12/2/2016 -15/3/2016), with code ΓΔ30HB16 / TB30DB16 from 10 March 2016 until 14 March 2016 (inclusive), i.e. until the clearing of all transactions in view of the delisting of the titles. The above Treasury Bills delisted on 15 March 2016.

Government Development Bonds. On 7th March 2016, the Cyprus Stock Exchange announced the suspension of trading of the Government Bonds 2nd Series 2006, Maturity 2016, at 4.50% interest, code KX102A06/ GB102A06, from 17 March 2016 until 21 March 2016 (inclusive), i.e. until the clearing of all transactions in view of the delisting of the titles. The above Government Bonds delisted on 22 March 2016.

13 - Week Treasury Bills. On 23rd March 2016, the Cyprus Stock Exchange announced the suspension of trading of the 13-Week Treasury Bills, 1st Issue, Series 2016 (8/1/2016 -8/4/2016), with code ΓΔ13A16 / TB13A16 from 5 April 2016 until 7 April 2016 (inclusive), i.e. until the clearing of all transactions in view of the delisting of the titles. The above Treasury Bills delisted on 8 April 2016.

Listing of Government Titles

13-week Treasury Bills. On 3rd March 2016, the Cyprus Stock Exchange announced that it has accepted for listing on the Cyprus Stock Exchange 100,000 13-week Treasury Bills, 3rd Issue, Series 2016 (4/3/2016 – 3/6/2016) of a nominal value of €1000 each, of a total value of €100,000,000, which had resulted from an auction held on 29 February 2016. Their day of issued was March 4, 2016. The code of the above titles listed on the Bonds Market is ΓΔ13Γ16/ TB13C16. The said Bills did not bear interest. Their trading started on Friday, 4 March 2016.

30-day Treasury Bills. On 11th March 2016, the Cyprus Stock Exchange announced that it has accepted for listing on the Cyprus Stock Exchange 21,500 30-day Treasury Bills, 3rd Issue, Series 2016 (15/3/2016 – 14/4/2016) of a nominal value of €1000 each, of a total value of €21,500,000, which had resulted from an auction held on 9 March 2016. Their day of issue was on 15 March 2016. The code of the above titles that listed on the Bonds Market is ΓΔ30HΓ16/ TB30DC16. The said Bills did not bear interest. Their trading started on Tuesday, 15 March 2016.



DECISIONS OF THE COUNCIL OF THE CYPRUS STOCK EXCHANGE

This column presents the decisions of the CSE's Council on various issues during the month under review.



Listing of Titles

C.O. Cyprus Opportunity Energy Public Company Ltd. On 7th March 2016, the Council of the Cyprus Stock Exchange announced that it has accepted for listing on the Cyprus Stock Exchange, 50,000 ordinary shares of the company «C.O. Cyprus Opportunity Energy Public Company Ltd», which were issued and allotted to a person having signed a services agreement with the company. It is noted that the above shares incorporated into the company's already listed share capital, which consisted of 34,056,000 shares. The trading of the shares started on Tuesday, 8 March 2016.

Delisting of Titles

Kronos Press Distribution Agency Public Company Ltd. On 11th March 2016, the Cyprus Stock Exchange announced that, further to the approval of the Securities and Exchange Commission, delisted the titles of Kronos Press Distribution Agency Public Company Ltd (KRO/ KPON) (the 'Company') by virtue of the power conferred on it by Article 178(1) of the Securities and Cyprus Stock Exchange Law, as it no longer satisfies the basic listing requirement and the ongoing obligation regarding the wide dispersion of its share capital to the broader public, in view of the completion of the exercise of a squeeze-out right by Messrs Pantelis Athini, Michalakis Georgiou, George Georgiou, Christakis Christodoulou, Michalis Kontopyrgos, Olga Stavrou Efstathiou and Yiannoula Athini and the companies Phileleftheros Public Company Ltd and Dias Publishing House Public Ltd. The Company's titles delisted on Wednesday, 16 March 2016.



DECISIONS OF THE COUNCIL OF THE CYPRUS STOCK EXCHANGE

This column presents the decisions of the CSE's Council on various issues during the month under review.



N.E.A. Νεοαναπτυσσόμενων Εταιρειών Αγορά Emerging Companies Market E.C.M.

Listing of Additional Bonds

On 2nd March 2016, the Council of the Cyprus Stock Exchange announced that it has accepted for listing on the Bonds Market of the CSE Emerging Companies Market for Issuers whose Registry is not kept with the Central Depository / Registry, additional Bonds of the below companies, which had resulted from additional issues. The new Bonds are subject to the same terms as the bonds of these companies which are already listed.

Company Name (title)	English / Greek Trading Code		ISIN Code	New Number of Bonds to be Listed	Final Number of Listed Securities
AEGIS POWER BOND (No.1) PLC (Debentures 2025)	APB	ΑΓΙΣ	GB00BVZCLX75	500.000	6.690.959
All Saints Commercial Plc (Debentures 2023)	SAINT	ΣΑΙΝΤ	GB00BYZG0T99	500.000	2.500.000
BLUEPRINT INDUSTRIAL ENGINEERING PLC (Debentures 2020)	BIE	ΜΠΛΟΥ	GB00BVYY5H66	271.446 + 64.341	1.227.845
APOLLO COMMERCIAL PROPERTY PLC (Debentures 2025)	ACP	ΑΠΟΛ	GB00BWY4ZL77	300.000	1.598.190
BALLARAT PROPERTY PLC (Debentures 2025)	BPP	ΜΠΑΛ	GB00BWY4ZM84	300.000	1.109.870
VERNON PROPERTY PLC	HJP	ΗΠ	GB00BWCH5G33	100.000	250.000
ELAINE SECURITIES PLC	HJSP	ΗΣ	GB00BWCH5D02	100.000	250.000

The companies are registered in the United Kingdom.

The trading of the above additional securities, in Pounds Sterling (£), started on **Thursday 3 March 2016**. It is reminded that the Cyprus Stock Exchange will not undertake to keep the registry of the above titles at the CSE Central Depository / Registry. Relevant information is provided in the CSE circular to Members and Custodians, No. 15-2015, 10-2015 dated 24/9/2015 which has been posted on the CSE website www.cse.com.cy.



DECISIONS OF THE COUNCIL OF THE CYPRUS STOCK EXCHANGE

This column presents the decisions of the CSE's Council on various issues during the month under review.



N.E.A. Νεοαναπτυσσόμενων Εταιρειών Αγορά Emerging Companies Market E.C.M.

Suspension of Trading of Titles

Swestate Development Plc. On 9th March 2016, the Cyprus Stock Exchange announced the suspension of trading of the titles of «Swestate Development Plc» as of Thursday, 10 March 2016, on grounds of failure to issue and publish the half-yearly financial report for the period ended 31/12/2015, as required by Article 142 of the Securities and Cyprus Stock Exchange Law.

Swestate Development Plc. On 17th March 2016, the Council of the Cyprus Stock Exchange at its meeting held on 15 March 2016, ratified pursuant to Article 184 of the CSE Law, the decision to suspend the trading of the titles of Swestate Development Plc, as announced on 9 March 2016. Based on the above, the suspension of trading of the Company's titles will be in effect until 10 May 2016 (inclusive). Provided that if during the suspension period the Company submits the Half-yearly Financial Report for the period ended 31 December 2015, the suspension will be lifted.

Name Change of Company

Nexus Water Bonds Plc. On 30th March 2016, the Cyprus Stock Exchange announced that «Nexus Water Bonds Plc» has been renamed «Hydrology Plc». This change has been effective on Thursday, 31 March 2016.

DECISIONS OF THE COUNCIL OF THE CYPRUS STOCK EXCHANGE

This column presents the decisions of the CSE's Council on various issues during the month under review.



CSE creates
new opportunities
for companies



E.C.M.

Emerging Companies Market

- WITH BENEFITS FOR COMPANIES
- WITH SIMPLIFIED LISTING REQUIREMENTS
- WITH LOW COST FOR BUSINESSES

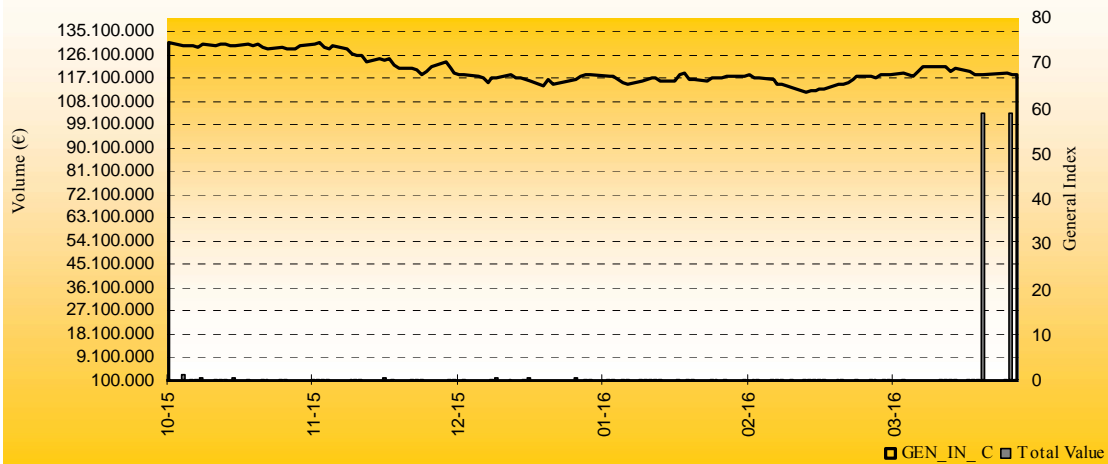


ΧΡΗΜΑΤΙΣΤΗΡΙΟ ΑΞΙΩΝ ΚΥΠΡΟΥ
CYPRUS STOCK EXCHANGE

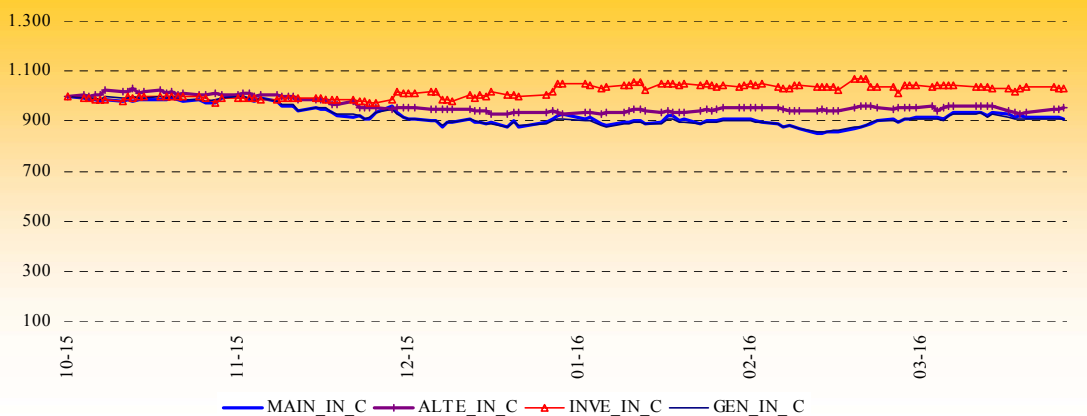
71-73 Lord Byron Avenue, 1096, Nicosia, Cyprus,
P.O.Box 25427, Nicosia, 1309, Cyprus
Tel.: +357 22712300, Fax: +357 22570308
www.cse.com.cy, e-mail: info@cse.com.cy

**For more information
for th E.C.M. market
you are addressed
in the C.S.E**

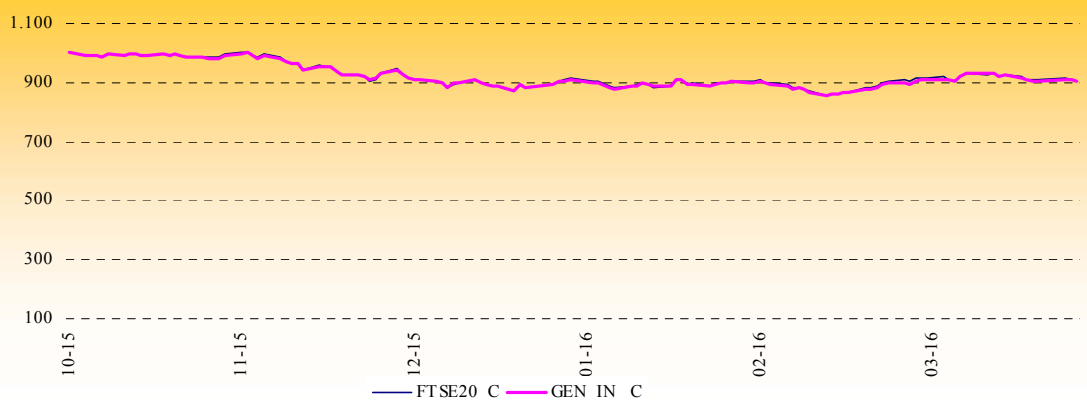
Volume vs CSE General Price Index from October 2015 to March 2016



CSE Market Indices Performance since October 2015




CSE General Index and FTSE/CySE 20 Performance since October 2015



THE CSE'S FACTS AND FIGURES

This column
presents the
facts and figures
for the month.



**THE CSE'S
FACTS AND
FIGURES**

This column presents the facts and figures for the month.

CSE Indices

	Closing 31/03/2016	Yearly Highest	Yearly Lowest	Percentage Change 02/01/2016 29/02/2016
Market Indices (base 3.09.2004=1000)				
General Index	67,50	69,40 16/3/2016	63,85 15/2/2016	-21,66 0,61
Main Market Index	49,74	51,41 16/3/2016	46,53 15/2/2016	-22,67 0,00
*Parallel Market Index				
Alternative Market Index	675,65	683,25 15/3/2016	659,36 7/1/2016	-9,81 0,56
Investment Companies Index	818,04	849,70 22/2/2016	802,12 1/3/2016	0,77 -0,50
Sectoral Indices (base 3.09.2004=1000)				
Hotels	428,81	461,46 18/3/2016	401,34 7/1/2016	-0,26 0,75
FTSE&CSE Indices				
FTSE CySE 20 (base 30.11.2000=1000)	38,82	39,87 16/3/2016	36,71 15/2/2016	-21,29 -0,15
FTSE Med	4.821,31	5.543,02 4/1/2016	4.396,47 11/2/2016	-4,11 -0,76


*Delisted as at 20/04/2015

Value of volume traded by sector

Economic Group*	Value of Volume (€)	Weight %
Financials	4.898.842	2,295
Consumer Services	181.812	0,085
Industrials	389.431	0,182
Consumer Goods	39.060	0,018
Telecommunications	446	0,000
Technology	247.376	0,116
Basic Materials	76.000	0,036
Corporate Bonds	201.687	0,094
Government Bonds	207.401.636	97,173
Total	213.436.289	100,000

* FTSE Industry Classification Benchmark – ICB.

Economic Group	Transactions	Securities Traded	Weight %
Financials	2.189	31.008.918	53,04
Consumer Services	279	1.329.667	2,27
Industrials	131	260.592	0,45
Consumer Goods	47	256.836	0,44
Telecommunications	2	19.354	0,03
Technology	97	347.546	0,59
Basic Materials	1	950.000	1,63
Corporate Bonds	46	205.005	0,35
Government Bonds	34	24.082.205	41,19
Total	2.826	58.460.123	100

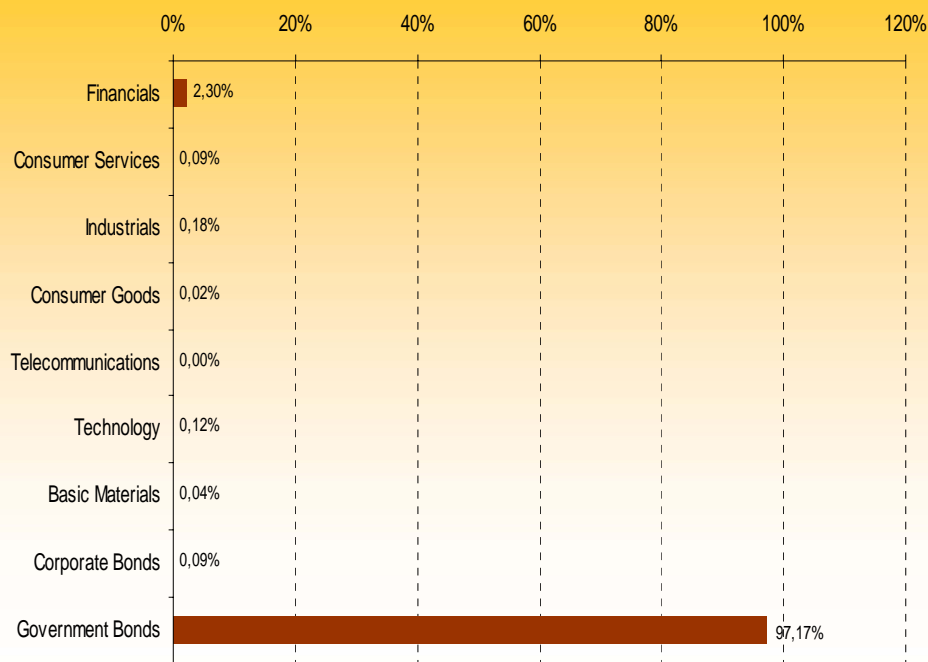


THE CSE'S FACTS AND FIGURES

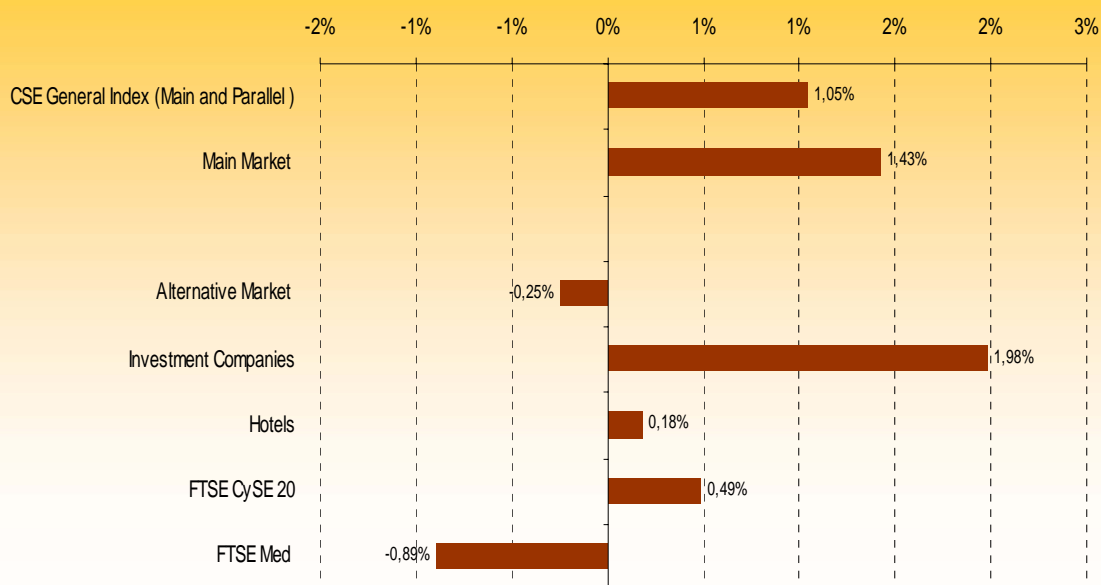
This column
presents the
facts and
figures for the
month.



Economic Group Weighting to value traded during the month



Sectoral and special indices performance on the Cyprus Stock Exchange during the month



THE CSE'S FACTS AND FIGURES

This column
presents the
facts and
figures for the
month.



Market Capitalisation by Market

	29/02/2016 (€)	31/03/2016 (€)	% Δ	Weight* %
Market				
Main Market	1.659.563.055	1.735.052.622	4,55	29,12
Alternative Market	707.578.135	706.004.788	-0,22	11,85
Under Surveillance	16.568.673	16.856.814	1,74	0,28
Bonds Market				
Corporate Bonds	1.165.318.146	1.163.815.640	-0,13	19,54
Government Bonds	2.415.962.592	2.335.618.973	-3,33	39,21
Total	5.964.990.601	5.957.348.836	-0,13	100,00

*The weight is calculated to the total Market Capitalisation

Shares with the largest market capitalisation at the end of the month


Company	Market Capitalisation (€)	Weight* %
1 BANK OF CYPRUS PUBLIC COMPANY LTD	1.338.441.680	54,45
2 HELLENIC BANK PUBLIC COMPANY LTD	228.199.772	9,28
3 VASSILICO CEMENT WORKS PUBLIC COMPANY LTD	122.291.110	4,98
4 DEMETRA INVESTMENT PUBLIC LTD	77.000.000	3,13
5 PETROLINA (HOLDINGS) PUBLIC LTD	77.000.000	3,13
6 LOGICOM PUBLIC LTD	53.707.710	2,19
7 THE CYPRUS CEMENT PUBLIC COMPANY LTD	47.475.755	1,93
8 ATLANTIC INSURANCE COMPANY PUBLIC LTD	42.237.625	1,72
9 CYPRUS TRADING CORPORATION PLC	27.135.287	1,10
10 WOOLWORTH (CYPRUS) PROPERTIES PLC	26.363.487	1,07
Ολικό Total	2.039.852.424	82,99

*The weight is calculated to the Market Capitalisation (Shares only, including Investment Companies Market)

Market Capitalisation of Corporate Bonds


Corporate Bonds	Market Capitalisation (€)	Weight** %
1 ΤΡΑΠΕΖΑ ΚΥΠΡΟΥ ΔΗΜΟΣΙΑ ΕΤΑΙΡΕΙΑ ΛΤΔ (ΕΙΣΤΗΜΕΝΑ ΟΜΟΛΟΓΑ)	500.000.000	42,96
2 ΤΡΑΠΕΖΑ ΚΥΠΡΟΥ ΔΗΜΟΣΙΑ ΕΤΑΙΡΕΙΑ ΛΤΔ (ΕΙΣΤΗΜΕΝΑ ΟΜΟΛΟΓΑ)	500.000.000	42,96
3 ALPHA BANK CYPRUS LTD- ΧΡΕΟΓΡΑΦΑ 2013/2018	71.000.000	6,10
4 ΕΛΛΗΝΙΚΗ ΤΡΑΠΕΖΑ ΔΗΜΟΣΙΑ ΕΤΑΙΡΕΙΑ ΛΤΔ – ΜΕΤΑΤΡΕΨΙΜΑ ΑΞΙΟΓΡΑΦΑ ΚΕΦΑΛΑΙΟΥ 2	51.228.019	4,40
5 ΕΛΛΗΝΙΚΗ ΤΡΑΠΕΖΑ ΔΗΜΟΣΙΑ ΕΤΑΙΡΕΙΑ ΛΤΔ - ΧΡΕΟΓΡΑΦΑ 2016	40.948.550	3,52
6 ΕΛΛΗΝΙΚΗ ΤΡΑΠΕΖΑ ΔΗΜΟΣΙΑ ΕΤΑΙΡΕΙΑ ΛΤΔ – ΜΕΤΑΤΡΕΨΙΜΑ ΑΞΙΟΓΡΑΦΑ ΚΕΦΑΛΑΙΟΥ 1	639.072	0,05
Ολικό Total	1.163.815.640	100,00

*The weight is calculated to the Market Capitalisation of Corporate Bonds



THE CSE'S FACTS AND FIGURES

This column
presents the
facts and figures
for the month.

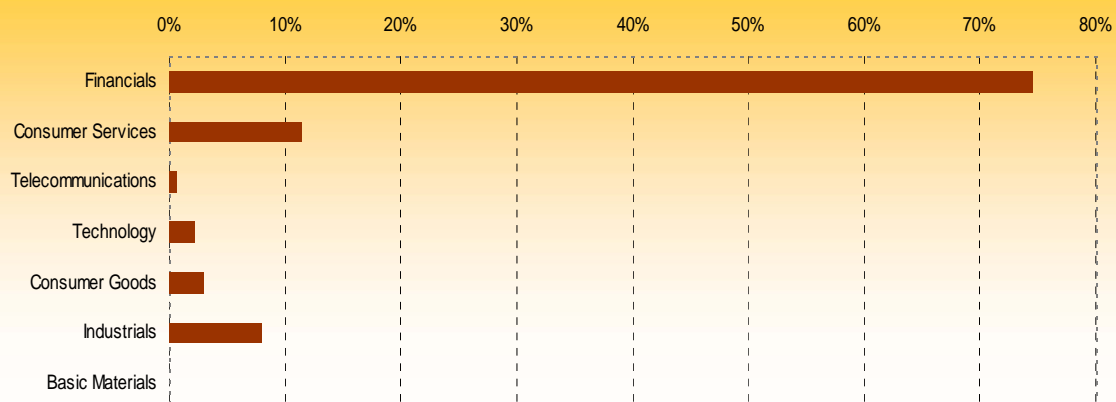


Market Capitalisation per Economic Group

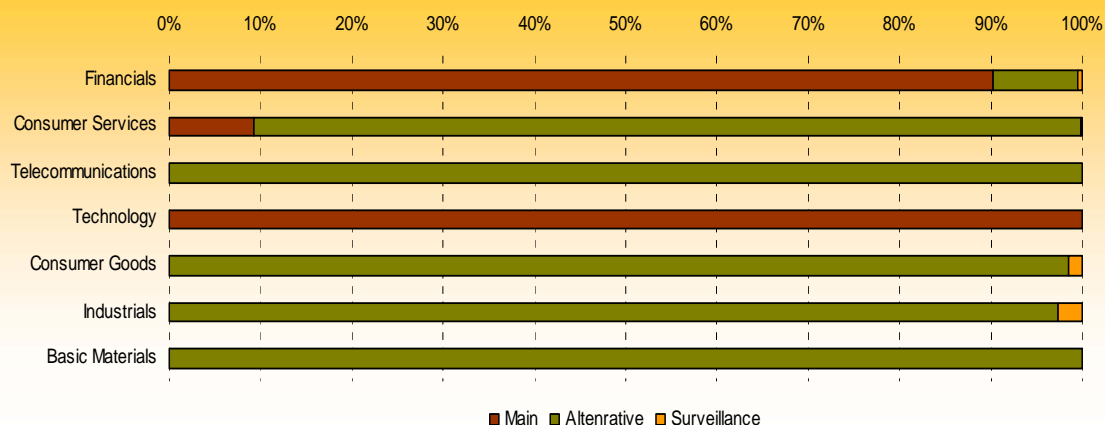
Economic Group*	Market			
	Main	Alternative	Surveillance	% on Total
	(€)	(€)	(€)	
Basic Materials		3.790.217		0,15
Industrials		189.300.216	5.200.273	7,91
Consumer Goods		72.682.090	1.043.149	3,00
Technology	53.707.710			2,19
Telecommunications				0,00
Consumer Services	26.292.699	256.128.052	629.785	11,52
Financials	1.655.052.212	167.718.101	9.983.607	74,57
Total	1.735.052.622	706.004.788	16.856.814	99,33
%Market Capitalisation /Total Market Capitalisation (only shares)	70,59	28,72	0,69	

*FTSE Industry Classification Benchmark – ICB.

Economic Group weighting of Market Capitalisation (shares-month end)



Economic Group weighting of Market Capitalisation by Market (shares month end)



THE CSE'S FACTS AND FIGURES

This column
presents the
facts and figures
for the month.



Most traded shares (monthly basis)

Security	Market**	Value (€)	Weight %
1 BANK OF CYPRUS PUBLIC COMPANY LTD	MM	4.244.328	1,99
2 HELLENIC BANK PUBLIC COMPANY LTD	MM	506.485	0,24
3 VASSILICO CEMENT WORKS PUBLIC COMPANY LTD	AM	382.577	0,18
4 LOGICOM PUBLIC LTD	MM	247.375	0,12
5 LORDOSUNITED PLASTICS PUBLIC LTD	AM	76.000	0,04
6 CYTRUSTEES INVESTMENT PUBLIC COMPANY LTD	MM	48.977	0,02
7 CONSTANTINOUS BROTHOTELS PUBLIC COMPANY LTD	AM	35.889	0,02
8 PETROLINA (HOLDINGS) PUBLIC LTD	AM	33.982	0,02
9 PANDORA INVESTMENTS PUBLIC LTD	AM	32.369	0,02
10 ERMES DEPARTMENT STORES PLC	AM	32.025	0,02

Securities with best performance (1-month Performance)

Security	Market**	Transaction Price*		% Δ
		Mar-16	Feb-16	
1 CLR INVESTMENT FUND PUBLIC LTD	SM	0,002	0,001	100,00
2 AIAS INVESTMENT PUBLIC LTD	AM	0,011	0,006	83,33
3 PANDORA INVESTMENTS PUBLIC LTD	AM	0,049	0,035	40,00
4 BLUE ISLAND PLC	AM	0,220	0,179	22,91
5 SALAMIS TOURS (HOLDINGS) LTD	AM	0,255	0,212	20,28
6 ALKISH. HADJIKYRIACOS LTD	AM	0,235	0,199	18,09
7 LOUIS PLC	MM	0,032	0,028	14,29
8 A.TSOKKOS HOTELS PUBLIC LTD	MM	0,046	0,041	12,20
9 CLARIDGE PUBLIC LTD	AM	0,044	0,040	10,00
10 CONSTANTINOUS BROTHOTELS LTD	AM	0,113	0,103	9,71

* Last Trade of the Month

Securities with worst performance (1-month Performance)

Security	Market**	Transaction Price*		% Δ
		Mar-16	Feb-16	
1 LEPTOS CALYPSO HOTELS LTD	AM	0,068	0,073	-6,85
2 HELLENIC BANK PUBLIC CO LTD	MM	1,150	1,240	-7,26
3 C.C.C. TOURIST ENTERPRISES LTD	AM	0,046	0,050	-8,00
4 CYPRUS TRADING CORPORATION PLC	AM	0,291	0,320	-9,06
5 JUPITER PORTFOLIO INVEST LTD	AM	0,038	0,042	-9,52
6 PRIMETEL PLC	AM	0,023	0,026	-11,54
7 LCP HOLDINGS & INVEST. PUB LTD	MM	0,013	0,015	-13,33
8 PHILOKTIMATI KI PUBLIC LTD	AM	0,496	0,612	-18,95
9 WOOLWORTH CYPRUS PROPERT. PLC	AM	0,230	0,300	-23,33
10 ERMES DEPARTMENT STORES PLC	AM	0,100	0,138	-27,54

* Last Trade of the Month

** MM=Main Market, AM=Alternative Market, SM=Surveillance Market



THE CSE'S FACTS AND FIGURES

This column
presents the
facts and figures
for the month.



Market Shares

Selected Period: 01/03/2016 31/03/2016

Rank	Member Code	Members of the Cyprus Stock Exchange	Value of Equities (€)	Daily Average value of Equities (€)	Market Share (%)	Value of Bonds (€)	Notes
1	MF	MEGA EQUITY FIN. SERV. LTD	3.669.292	118.364	31,45	194.275	
2	CI	CISCO LTD	2.732.613	88.149	23,42	152.302	
3	SI	PIRAEUS SECURITIES S.A.	1.713.590	55.277	14,69		1
4	PC	PROCHOICE ΧΡΗΜΑΤΙΣΤΗΡΙΑΚΗ ΑΤΑ	1.010.321	32.591	8,66	4.088	
5	AL	ATLANTIC SECURITIES LTD	679.530	21.920	5,82	283.805	
6	AR	ARGUS STOCKBROKERS LTD	459.506	14.823	3,94	147.611	
7	EL	ELLINIKI TRAPEZA (EPEND.) LTD	432.822	13.962	3,71	9.357	
8	EB	EUROBANK EFG EQUITIES INVESTMENT FIRM S.A.	370.819	11.962	3,18	124.768	1
9	EX	EUROXX SECURITIES S.A.	183.734	5.927	1,57		1
10	SS	SHARELINK SEC. & FIN. SER. LTD	171.105	5.520	1,47		
11	NS	NATIONAL SECURITIES S.A.	134.000	4.323	1,15		1
12	GC	GLOBAL CAP SEC & FIN SER LTD	106.063	3.421	0,91		
13	OP	ONE PLUS CAPITAL LIMITED	2.439	79	0,02		
14	SO	SOLIDUS SECURITY S.A	98	3			1
15	AF	ALPHA FINANCE BROKERAGE AND INVESTMENT SERVICES S.A.				414.290.441	1
Total			11.665.932	376.320	100	415.206.645	


Notes:

- ### 1. Members of the Athens Exchange acting as Remote Members of the Cyprus Stock Exchange



THE CSE'S FACTS AND FIGURES

This column presents the facts and figures for the month.



Investors' Geographical Allocation In Cyprus (month-end)

Districts	Investor Share Account	
	Number	%
Lefkosia	96.951	42,33
Lemesos	62.404	27,25
Larnaca	32.682	14,27
Pafos	23.446	10,24
Amochostos	13.541	5,91
Total	229.024	100,00

Notes:

1. Active Investor Share Accounts with positive balance are those in which at least one security is credited.
2. The geographical allocation of Investor Share Accounts is based upon the administrative segmentation of Cyprus in districts (the occupied areas are excluded).
3. The above classification concerns Investor Share Accounts belonging to investors who declare Cyprus as their permanent home country, and is based on the postal codes declared in the Investor Share Accounts.

Foreign Investors' Geographical Allocation (month-end)

Countries	Investor Share Account	
	Number	%
Greece	4.883	32,47
Russian Federation	3.432	22,82
United Kingdom	1.884	12,53
Ukraine	542	3,60
United States	415	2,76
Australia	292	1,94
South Africa	380	2,53
Belarus	125	0,83
Kazakhstan	109	0,72
Bulgary	107	0,71
Beliz	205	1,36
Canadas	164	1,09
Germany	114	0,76
Israel	138	0,92
Seychelles	171	1,14
British Virgin Islands	736	4,89
Other Countries	1.341	8,92
Total	15.038	100,00

Notes:

1. The above classification concerns "Investor Share Accounts" who declare another Country (other than Cyprus) as their permanent home country.
2. The countries that have been selected have a percentage of the Investor Share Accounts above 1%.



THE CSE'S FACTS AND FIGURES

This column
presents the
facts and figures
for the month.



Central Registry-Depository Statistics

Investors Accounts

Selected Period: 01/03/2016 - 31/03/2016

Month	Number of new (Opened) Investors Accounts
2016-03	135

Active Investors Shares Mobility

Selected Period: 01/03/2016 - 31/03/2016

Month	Total of Active Investor Shares	Daily average of active Investors Shares	Active Investors Shares Shares mobility
2016-03	698	92	2,63

Notes:

1. Active investor accounts indicate the number of investors who have purchased equities or Debt in the CSE at least once for the relevant period of time.
2. Daily average is the daily active investor accounts for the relevant period of time.
3. Mobility of active investor accounts indicate the average number of days during which an investor purchased equities in the CSE at least once.

Foreign Investors participation to the Market Capitalisation - (month-end)

Investors Category	Market Capitalisation %
Foreign Investors	31,44

Investors shares allocation with positive balance based on the number of securities (month-end)

Securities	Investors shares	
	Number	%
1	180.710	71,67
2-5	62.764	24,89
6-10	7.304	2,90
>10	1.366	0,54
Total	252.144	100,00

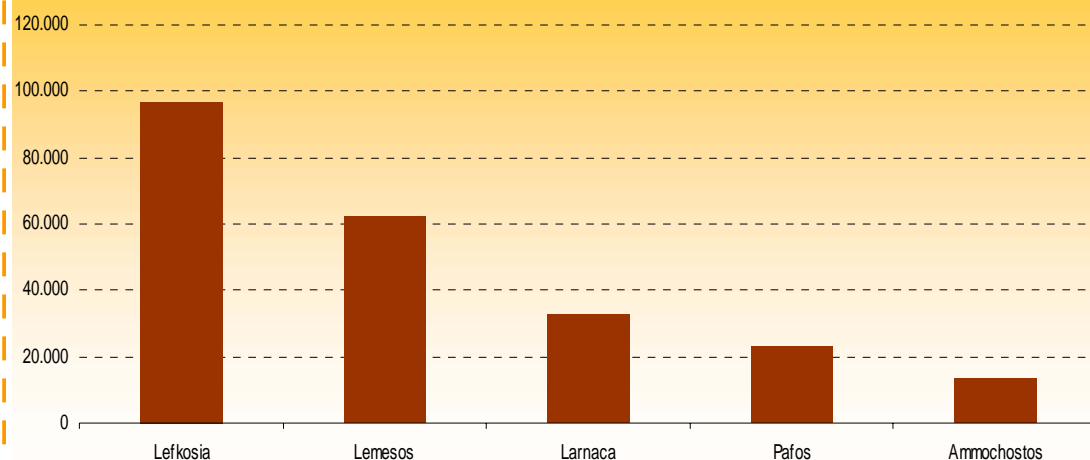


THE CSE'S FACTS AND FIGURES

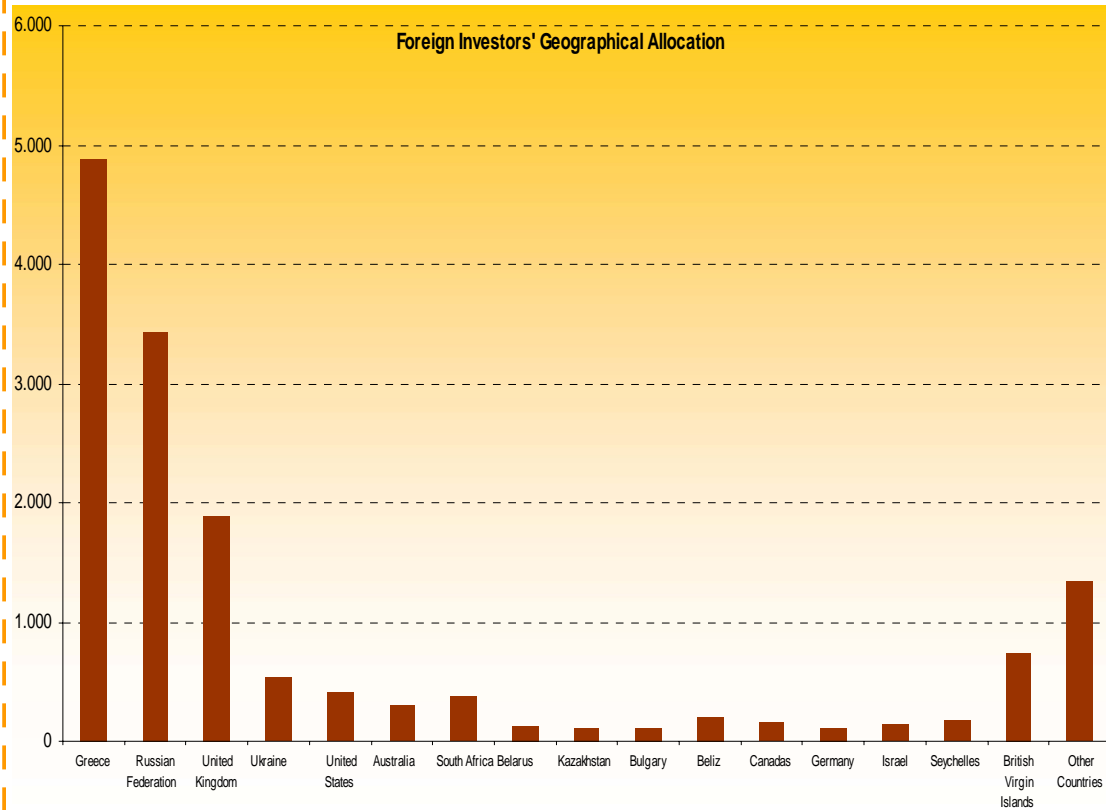
This column
presents the
facts and figures
for the month.



Investors' Geographical Allocation in Cyprus



Foreign Investors' Geographical Allocation




THE CSE'S FACTS AND FIGURES

This column
presents the
facts and figures
for the month.




Clearing transactions value of CSE Clearing Members
Selected Period: 01/03/2016 - 31/03/2016
 (Share & Bond Markets)

Member Name	Member Code	Clearing Account	Clearing Transactions Value	% Clearing Value
SHARELINK SEC. & FIN. SER. LTD	1000000023	Main Share	171.105,29	0,04
HELLENIC BANK (INVESTMENTS) LTD	1000000025	Main Share	442.179,04	0,10
CISCO LTD	1000000026	Main Share	2.884.914,56	0,68
GLOBAL CAP. SEC. & FIN. SERV. LTD	1000000030	Main Share	106.062,56	0,02
MEGA - EQUITY SEC. & FINANCIAL SERV. PUBLIC LTD	1000000038	Main Share	3.863.566,86	0,91
ARGUS STOCKBROKERS LTD	1000000047	Main Share	607.117,08	0,14
ATLANTIC SECURITIES LTD	1000000063	Main Share	963.335,12	0,23
ALFA FINANCE INVESTMENT SERVICES S.A	1000000067	Main Share	414.290.441,20	97,05
NATIONAL SECURITIES S.A	1000000070	Main Share	134.000,27	0,03
EUROBANK EFG EQUITIES INVESTMENT FIRM S.A	1000000071	Main Share	495.586,06	0,12
EUROXX SECURITIES S.A	1000000073	Main Share	183.733,63	0,04
ΠΕΙΡΑΙΩΣ Α.Ε.Π.Ε.Υ.	1000000077	Main Share	1.713.589,68	0,40
PROCHOICE SECURITIES LTD	1000000082	Main Share	1.014.408,93	0,24
SOLIDUS SECURITIES A.E.P.E.Y	1000000083	Main Share	98,10	0,00
ONE PLUS CAPITAL LTD	1000000084	Main Share	0,00	0,00
BNP PARIBAS SECURITIES SERVICES	5000000001	Main Share	0,00	0,00
CITIBANK EUROPE PLC GREECE BRANCH	5000000002	Main Share	0,00	0,00
ΤΡΑΠΕΖΑ EUROBANK ERGASIAS AE	5000000003	Main Share	0,00	0,00
ΤΡΑΠΕΖΑ ΚΥΠΡΟΥ ΔΗΜΟΣΙΑ ΕΤΑΙΡΕΙΑ ΑΤΔ-ΘΕΜΑΤΟ	5000000012	Main Share	0,00	0,00
HELLENIC BANK PUBLIC COMPANY LTD	5000000013	Main Share	0,00	0,00
Total			426.870.138,38	100,00




**THE CSE'S
FACTS AND
FIGURES**

**This column
presents the
facts and figures
for the month.**




(Share & Bond Markets)

(Share & Bond Markets)			%
Member Name	Member Code	Settlement Value (€)	Settlement Value
SHARELINK SEC. & FIN. SER. LTD	1000000023	171.105,29	0,04
HELLENIC BANK (INVEST MENTS) LTD	1000000025	430.952,75	0,10
CISCO LTD	1000000026	2.861.394,56	0,67
GLOBAL CAP. SEC. FIN. SERV. LTD	1000000030	106.062,56	0,02
MEGA - EQUITY SEC. & FINANCIAL SERV. PUBLIC LTD	1000000038	3.863.566,86	0,91
ARGUS STOCKBROKERS LTD	1000000047	600.937,22	0,14
ATLANTIC SECURITIES LTD	1000000063	963.335,12	0,23
ALFA FINANCE INVESTMENT SERVICES S.A	1000000067	414.290.441,20	97,05
NATIONAL SECURITIES S.A	1000000070	2.400,00	0,00
EUROBANK EFG EQUITIES INVESTMENT FIRM S.A	1000000071	2.696,22	0,00
EUROXX SECURITIES S.A	1000000073	0,00	0,00
ΠΕΙΡΑΙΩΣ Α.Ε.Π.Ε.Υ.	1000000077	0,00	0,00
PROCHOICE SECURITIES LTD	1000000082	991.483,44	0,23
SOLIDUS SECURITIES A.E.P.E.Y	1000000083	98,10	0,00
ONE PLUS CAPITAL LTD	1000000084	0,00	0,00
BNP PARIBAS SECURITIES SERVICES	5000000001	1.793.735,17	0,42
CITIBANK INTERNATIONAL PLC	5000000002	422.667,29	0,10
EFG EUROBANK ERGASIAS S.A	5000000003	249.279,78	0,06
BANK OF CYPRUS PUBLIC CO LTD - CUSTODIAN	5000000012	23.520,00	0,01
HELLENIC BANK PUBLIC COMPANY LTD	5000000013	96.462,82	0,02
Total		426.870.138,38	100,00



This column presents the facts and figures for the month.



briefing from the CSE

History

The Cyprus Stock Exchange started operations as a legal entity on March 29 1996, based on the Laws and Regulations concerning the Cyprus Stock Exchange, which were enacted by the House of Representatives, Parliament of the Republic of Cyprus in 1993 and 1995 respectively.

The Cyprus Stock Exchange is an organized securities market through which transactions on listed securities take place, such as government bonds, warrants, stocks or any other securities that are listed on the stock exchange.

The main participants in the market are the Members of the stock exchange (stock brokerage companies), custodians, issuers, as well as investors. The CSE is managed by its Board, which is appointed by the government of the Republic of Cyprus.

The stock exchange offers a complete spectrum of products and services:

→ Listing of Securities

- Shares
- Bonds (Corporate Bonds, Government Bonds and Treasury Bills)
- Rights
- Warrants
- Share of Undertakings for Collective Investment in Transferable Securities (UCITS)

→ Trading of securities

→ Clearing and Settlement of Transactions

Vision and Mission

The Board of the Cyprus Stock Exchange, within the framework of its Strategic Plan, has as a vision the development of the CSE as one of the leading stock exchanges in the geographical region of Cyprus, as well as a leading stock exchange in specialized areas of activity.

In addition, the Cyprus Stock Exchange aims to establish itself as the basic vehicle of raising capital in the Cypriot market from companies in specific areas, and also enjoy the trust of the investors.



Regulated by the
Cyprus Securities and Exchange
Commission

71-73 Lordou Vironos Avenue,
1096 Nicosia

P.O. Box 25427,
1309 Nicosia, CYPRUS

TEL +357-22-712300

FAX +357-22-570308

E-mail: info@cse.com.cy

www.cse.com.cy

**The Chairman, the Council, the
Management and the staff of
the Cyprus Stock Exchange wish
you a Happy Easter**



ΧΡΗΜΑΤΙΣΤΗΡΙΟ ΛΕΩΝ ΚΥΠΡΟΥ
CYPRUS STOCK EXCHANGE