

### Promote yourselves in our e-publication

The CSE has completely reconstructed its on-line publication in order to provide the best possible information to market participants. This newsletter is sent electronically to thousands of recipients in Cyprus, Greece and abroad. In this context, the CSE has made provision for the promotion of companies through advertising. Any company wishing to promote its products and in the context of the upcoming European Union Presidency of the Republic of Cyprus during the second half of 2012 and due to the wide range active participation of the Organization in the European Federations for stock market issues, the Cyprus Stock Exchange (CSE) has undertaken some important initiatives hosting and putting under its auspices the organization of major conferences - seminars in Cyprus. services through this new updated e-publication can contact the CSE on [www.cse.com.cy](http://www.cse.com.cy). Businesses can also advertise on the CSE website.

### Contact the CSE

These are the CSE's contact details:  
Cyprus Stock Exchange  
71-73 Lordou Vironos Avenue,  
1096 Nicosia,  
P.O.Box 25427  
Nicosia, Cyprus  
Tel.. (357) 22 712300  
Fax. (357) 22 570308  
Email:  
[info@cse.com.cy](mailto:info@cse.com.cy)  
Website:  
[www.cse.com.cy](http://www.cse.com.cy)

### Read on this edition

- The statistics of the market in charts/tables
- CSE's activities and decisions
- News of CSE's listed companies

# briefing from the CSE

CSE monthly electronic edition

July 2016 · Issue 234

## STOCK MARKET ACTIVITY FOR JULY 2016

On the last trading session of July 2016 the General Index reached 67,25 points, representing a relative increase of 2,62% from the previous month. The value of shares traded exhibited a decrease of 47,87% compared to the previous month.

It is worth mentioning however, that the highest level that the General Index reached for the month was 67,25 points. The other Market Indices reached the following levels: Main Market reached 47,26, Alternative Market 729,14, Investment Companies 804,97 points. On a sectoral level, the Hotels Index reached 528,87 points. The FTSE/CySE20 reached 38,85 points and finally the FTSE Med reached 4.898,48 points.

The market capitalisation of shares (shares) reached €2,45 billion. According to this month's results, the Main Market accounted for 28,63% of the total market capitalisation, the Alternative Market 13,40%, the Surveillance Market 0,48% and the Bond Market 57,48%. Moreover, the total market capitalisation including the Bond Market reached € 5,77 billion compared to € 5,84 billion the previous month, registering a decrease of 1,09%.

The total value of transactions during the month in review reached € 7,25 million, with an average of € 0,35 million per trading session. The Financials sector contributed 91,89% to the total value traded which was the highest among all other sectors. Investors primarily focused their interest on the shares of "Bank of Cyprus Public Company Ltd" and also on shares of "Hellenic Bank Public Company Ltd" with 84,26% and 4,07% of the total value respectively.



## Delisting of Government Titles

**13-Week Treasury Bills.** On 6<sup>th</sup> July 2016, the Cyprus Stock Exchange announced the suspension of trading of the 13-Week Treasury Bills, 5th Issue, Series 2016 (6/5/2016 -5/8/2016), with code ΓΔ13E16 / TB13E16 from 2 August 2016 until 4 August 2016 (inclusive), i.e. until the clearing of all transactions in view of the delisting of the titles. The above Treasury Bills delisted on 5 August 2016.

## Markings of Companies

On 15<sup>th</sup> July 2016, pursuant to Regulatory Decision RAA 379/2014 (as amended) and having examined the Annual Financial Reports of the listed issuers for the year ended 31/12/2015 and studied the contents of the Independent Auditors' Report of each issuer, the Council of the Cyprus Stock Exchange has decided as follows, by virtue of paragraphs 2.2.3 and 2.2.6 of RAA 379/2014:

**A.** That the titles of the issuer SEA STAR CAPITAL PLC continue to trade on the Surveillance Market due to the matters raised in the Independent Auditors' Report (emphasis of matter) for the year ended 31/12/2015 [(provision 2.2.3 of RAA 379/2014 (as amended))].

**B.** That the titles of the following issuers appear with the (Σ) marking on the trading boards and the price bulletins [provision 2.2.6 of RAA 379/2014 (as amended)], due to an Emphasis of Matter in the Independent Auditors' Report:

MODESTOU SOUND AND VISION PUBLIC COMPANY LTD
VISION INTERNATIONAL PEOPLE GROUP PUBLIC LTD
COSMOS INSURANCE PUBLIC COMPANY LTD

**C.** That the titles of the following issuers continue to appear with the (Σ) marking on the trading boards and the price bulletins [provision 2.2.6 of RAA 379/2014 (as amended)] due to the following:

Issuer	Independent Auditors' Report 12/2015
ALPHA BANK – Bonds 2013/2018	Emphasis of matter
A.L. PROCHOICE GROUP PUBLIC LTD	Qualified Opinion and Emphasis of Matter
C.T.O PUBLIC COMPANY LTD	Emphasis of Matter
CPI HOLDINGS PUBLIC LTD	Qualified Opinion and Emphasis of Matter
DISPLAY ART PLC	Emphasis of Matter
ELMA HOLDINGS PUBLIC COMPANY LTD	Emphasis of Matter
HARVEST CAPITAL MANAGEMENT PUBLIC LTD	Qualified Opinion and Emphasis of Matter
JUPITER PORTFOLIO INVESTMENTS PUBLIC COMPANY LTD	Emphasis of Matter
LIBERTY LIFE INSURANCE PUBLIC COMPANY LTD	Qualified Opinion and Emphasis of Matter

continues at the next page



### DECISIONS OF THE COUNCIL OF THE CYPRUS STOCK EXCHANGE

This column presents the decisions of the CSE's Council on various issues during the month under review.



## Markings of Companies

PIERIDES HOLDINGS PLC	Emphasis of Matter
PRIMETEL PLC	Emphasis of Matter
REGALLIA HOLDINGS & INVESTMENTS PUBLIC LTD	Qualified Opinion and Emphasis of Matter
SFS GROUP PUBLIC COMPANY PLC	Emphasis of Matter
UNIFAST FINANCE & INVESTMENTS PUBLIC COMPANY LTD	Emphasis of Matter
AIANTAS INVESTMENT PUBLIC LTD	Qualified Opinion and Emphasis of Matter
CYPRUS FOREST INDUSTRIES PUBLIC LTD	Emphasis of Matter
DODONI PORTFOLIO INVESTMENTS PUBLIC COMPANY LTD	Emphasis of Matter
ISXIS INVESTMENT PUBLIC LTD	Qualified Opinion and Emphasis of Matter

It is clarified that the Council will remove the (Σ) marking from the trading boards and the price bulletins of the titles of the issuers, as set out in points B and C above, once it is satisfied that the reasons for such marking have ceased to exist.

Moreover, the CSE Council has decided, pursuant to paragraph 2.2.7 of RAA 379/2014 (as amended), to remove the (Σ) marking from the trading boards and the price bulletins of the titles of the following issuers, since the reasons for such marking have ceased to exist.

A. TSOKKOS HOTELS PUBLIC LTD
LEPTOS CALYPSO HOTELS PUBLIC LTD
CLARIDGE PUBLIC LTD

The above decisions of the CSE Council has been effective from Tuesday, 19 July 2016.

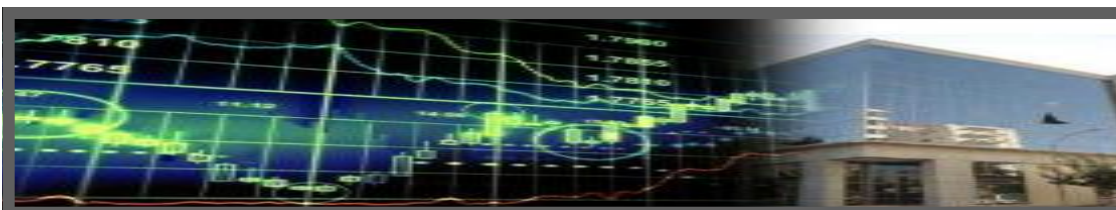
## Listing of Government Titles

**13-Week Treasury Bills.** On 7<sup>th</sup> July 2016, the Cyprus Stock Exchange announced that it has accepted the listing on the CSE of 105.500 13-Week Treasury Bills, 7<sup>th</sup> Issue, Series 2016 (8/7/2016 – 7/10/2016) of a nominal value of €1000 each, of a total value of €105.500.000, which had resulted from an auction carried out on 4 July 2016. Their date of issue was on 8<sup>th</sup> July 2016. The code of the above titles to be listed on the Bonds Market is ΓΔ13H16/ TB13G16. The Bills did not bear an interest rate. Their trading started on Friday, 8 July 2016.



## DECISIONS OF THE COUNCIL OF THE CYPRUS STOCK EXCHANGE

This column presents the decisions of the CSE's Council on various issues during the month under review.





## Listing of Additional Government Bonds

**5-Year Government Bonds.** On 22 July 2016, following relevant information received from the Ministry of Finance and pursuant to the Public Debt Management Law of 2012, the Council of the Cyprus Stock Exchange announced the listing, under Article 58(1) of the CSE Law, of the following Government Bonds, which have resulted from the 2nd Partial Issue of 5- Year Government Bonds, First Series 2015 under code KX051A15/GB051A15 at an interest of 2.00%. This partial issue consists of Bonds of a nominal value of €1.000 each.

Bond	Initial Number of Items in the series	2nd Partial Issue (items)	Total Items
GP051A15	17.860	13.528	31.388

The above Bonds incorporated in the already existing Bonds under code KX051A15/GB051A15.

Their trading started on Monday, 25 July 2016.



### DECISIONS OF THE COUNCIL OF THE CYPRUS STOCK EXCHANGE

This column presents the decisions of the CSE's Council on various issues during the month under review.



# N.E.A. Νεοαναπτυσσόμενων Εταιρειών Αγορά Emerging Companies Market E.C.M.

## Listing of Additional Bonds

On 7<sup>th</sup> July 2016, the Council of the Cyprus Stock Exchange announced that, pursuant to Article 58(1) of the CSE Law, it has accepted the listing on the Bonds Market of the CSE Emerging Companies Market for issuers whose Registry is not kept with the Central Depository/Registry, of additional Bonds of the following companies, which resulted from additional issues. The new Bonds are subject to the same terms as the bonds of these companies already listed.

Company Name (title)	English / Greek Trading Code		ISIN Code	New Number of Bonds to be Listed	Final Number of Listed Securities
ELAINE SECURITIES PLC (Debentures 2025)	HJSP	ΗΣ	GB00BWCH5D02	144.539	1.287.630
VERNON PROPERTY PLC (Debentures 2025)	HJP	ΗΠ	GB00BWCH5G33	144.539	1.287.630
THE MEREDITH PROPERTY GROUP PLC (Bonds 2025)	MERE	ΜΕΡΕ	GB00BY4K3J36	144.539	773.211
BLUEPRINT INDUSTRIAL ENGINEERING PLC (Debentures 2020)	BIE	ΜΠΛΟΥ	GB00BVY5H66	144.539	1.821.782
EULER INVESTMENTS LONDON PLC (Bonds 2021)	EULER	ΓΙΟΥΛ	GB00BYP4YT17	144.539	737.211

The companies are registered in the United Kingdom.

The trading of the above additional securities in Pounds Sterling (£) started on Friday, 8 July 2016. It is reminded that the Cyprus Stock Exchange will not undertake to keep the register of the above titles in the CSE Central Depository/Registry. Relevant information is provided in the CSE circular to the Members and Custodians No. 15-2015, 10-2015 dated 24/9/2015, which has been posted on the website of the Stock Exchange [www.cse.com.cy](http://www.cse.com.cy).

On 11<sup>th</sup> July 2016, the Council of the Cyprus Stock Exchange announces that, pursuant to Article 58(1) of the CSE Law, it has accepted the listing on the Bonds Market of the CSE Emerging Companies Market for issuers whose Registry is not kept with the Central Depository/Registry, of additional Bonds of the following companies, which resulted from additional issues. The new Bonds are subject to the same terms as the bonds of these companies already listed.

Company name (title)	English/Greek Trading Code		ISIN Code	New number of Bonds to be listed	Final number of Listed Securities
ELAINE SECURITIES PLC (Debentures 2025)	HJSP	ΗΣ	GB00BWCH5D02	109.670	1.397.300
VERNON PROPERTY PLC (Debentures 2025)	HJP	ΗΠ	GB00BWCH5G33	109.670	1.397.300
THE MEREDITH PROPERTY GROUP PLC (Bonds 2025)	MERE	ΜΕΡΕ	GB00BY4K3J36	109.670	882.881

The companies are registered in the United Kingdom.

The trading of the above additional securities in Pounds Sterling (£) started on Tuesday, 12 July 2016. It is reminded that the Cyprus Stock Exchange will not undertake to keep the register of the above titles in the CSE Central Depository/Registry. Relevant information is provided in the CSE circular to the Members and Custodians No. 15-2015, 10-2015 dated 24/9/2015, which has been posted on the website of the Stock Exchange [www.cse.com.cy](http://www.cse.com.cy).



## DECISIONS OF THE COUNCIL OF THE CYPRUS STOCK EXCHANGE

This column presents the decisions of the CSE's Council on various issues during the month under review.



# N.E.A. Νεοαναπτυσσόμενων Εταιρειών Αγορά Emerging Companies Market E.C.M.

## Listing of Additional Bonds

On 25<sup>th</sup> July 2016, the Council of the Cyprus Stock Exchange announces that, pursuant to Article 58(1) of the CSE Law, it has accepted the listing on the Bonds Market of the CSE Emerging Companies Market for issuers whose Registry is not kept with the Central Depository/Registry, of additional Bonds of the following companies, which resulted from additional issues. The new Bonds are subject to the same terms as the bonds of these companies already listed.

Company Name (title)	Greek/ English Trading Code		ISIN Code	New Number of Bonds to be Listed	Final number of Listed Securities
ELAINE SECURITIES PLC (Debentures 2025)	HJSP	ΗΣ	GB00BWCH5D02	265.225	1.662.525
VERNON PROPERTY PLC (Debentures 2025)	HJP	ΗΠ	GB00BWCH5G33	248.568	1.645.868
THE MEREDITH PROPERTY GROUP PLC (Bonds 2025)	MERE	ΜΕΡΕ	GB00BY4K3J36	265.223	1.148.104
BLUEPRINT INDUSTRIAL ENGINEERING PLC (Debentures 2020)	BIE	ΜΠΛΟΥ	GB00BVYY5H66	358.229	2.180.011
EULER INVESTMENTS LONDON PLC (Bonds 2021)	EULER	ΕΙΟΥΛΑ	GB00BYP4YT17	283.231	1.020.442

The companies are registered in the United Kingdom.

The trading of the above additional securities in Pounds Sterling (£) started on Tuesday, 26 July 2016. It is reminded that the Cyprus Stock Exchange will not undertake to keep the register of the above titles in the CSE Central Depository/Registry. Relevant information is provided in the CSE circular to the Members and Custodians No. 15-2015, 10-2015 dated 24/9/2015, which has been posted on the website of the Stock Exchange [www.cse.com.cy](http://www.cse.com.cy).

## Removal of a Company from the Nominated Advisors' List

**Grow Wealth Assets Ltd.** On 6<sup>th</sup> July 2016, the Council of the Cyprus Stock Exchange, by its decision dated 05/07/2016, has decided to remove «Grow Wealth Assets Ltd» from the List of Nominated Advisors pursuant to paragraph 7.2.4(a) of Regulatory Administrative Act 379/2014 (as amended), due to the fact that the company has lost its CIF authorisation, which formed a criterion for its registration.



## DECISIONS OF THE COUNCIL OF THE CYPRUS STOCK EXCHANGE

This column presents the decisions of the CSE's Council on various issues during the month under review.





## N.E.A. Νεοαναπτυσσόμενων Εταιρειών Αγορά Emerging Companies Market E.C.M.



### Continuation of Suspension of Trading of Titles

On 8<sup>th</sup> July 2016, further to a relevant approval received by the Cyprus Securities and Exchange Commission and following a previous announcement dated 12 May 2016, the Cyprus Stock Exchange announced the suspension of trading of the titles of the following companies which are listed on the Emerging Companies Market for an additional period of two (2) months, i.e. until 12 September 2016:

1. BROZOS IVY PUBLIC LTD
2. ECHMI S.A. INVESTMENT CONSULTANTS
3. INTERNATIONAL LIFE A.E.Γ.A.
4. PRECISE LOGISTICS PUBLIC LTD
5. GREENOX LTD

This decision was taken pursuant to Article 185 of the Securities and Cyprus Stock Exchange Law since the reason imposing the continuation of the suspension of trading of the said Companies (Annual Financial Report for the year ended 31 December 2015) still exists.

Furthermore, it is noted that if during this two-month period it is established that the reason for the suspension of trading of the titles of the above companies no longer exists, then the said suspension will be lifted.

### End of Suspension of Trading of Titles

**Swestate Development Plc.** On 11<sup>th</sup> July 2016, the Cyprus Stock Exchange announced the end of the suspension of trading of the titles of Swestate Development Plc, as the deadline of the two additional months, pursuant to Article 185 of the Securities and Cyprus Stock Exchange Law, has elapsed.

Despite the fact that the submission and publication of the Half-Yearly Financial Report of the company for the period ended 31/12/2015 are pending to this day, its titles were traded again only on 12 July 2016, since the Cyprus Stock Exchange has no power to suspend the trading of its titles for a period of more than 4 consecutive months.

### Suspension of Trading of Titles

**Swestate Development Plc.** On 12<sup>th</sup> July 2016, further to its announcement dated 11 July 2016, the Cyprus Stock Exchange informed investors that it will proceed with a new suspension of trading of the titles of Swestate Development Plc, from 13 July 2016, due to the fact that the company has not submitted its Half-Yearly Financial Report for the period ended 31/12/2015.



### DECISIONS OF THE COUNCIL OF THE CYPRUS STOCK EXCHANGE

This column presents the decisions of the CSE's Council on various issues during the month under review.



# N.E.A. Νεοαναπτυσσόμενων Εταιρειών Αγορά Emerging Companies Market E.C.M.

## Listing of New Bonds

**Belyrian Holdings Ltd.** On 14<sup>th</sup> July 2016, the Cyprus Stock Exchange announced the listing of a new series of Bonds of Belyrian Holdings Ltd on the Bonds Market of the CSE Emerging Companies Market, pursuant to Article 58(1) of the CSE Law.

Company Name	Number of Listed Securities	Nominal Value	ISIN Code	Greek / English Trading Code
Belyrian Holdings Ltd	700.000.000	USD 1* (€0,9170)	CY0146550211	BEAK/ BELK

\*USD1 = €0.9170 based on the latest informative document of the Company

The Bond's listing price is its nominal value. The trading of the above securities traded in Euro (€) and started on Monday, 18 July 2016. The Cyprus Stock Exchange will undertake to keep the register of the above company in the CSE Central Depository/Registry.

**Goldman & Partners Ltd.** On 14<sup>th</sup> July 2016, the Cyprus Stock Exchange announced the listing of 1.000.000 Performance Linked Notes of Goldman & Partners Ltd on the Bonds Market of the CSE Emerging Companies Market of a nominal value of €1 at a listing price of €1, pursuant to Article 58(1) of the CSE Law.

Company Name	Number of Listed Securities	Nominal Value	ISIN Code	Greek / English Trading Code
Goldman & Partners Ltd	1.000.000	€1	CY0146492216	ΓΝΠΝ/GNPN

With its Informative Document, the company has requested approval to list up to 100.000.000 Performance Linked Notes of a nominal value of €1 with a maturity date of 1 April 2026 and to initially list 1.000.000 Performance Linked Notes.

Goldman & Partners Ltd was incorporated as a Special Purpose Vehicle with on object of facilitating investments in private investment funds, venture capital and investments in distressed assets aimed at achieving a higher yield compared to the average bank fixed deposits interest rate.

The trading of the above securities started on Monday, 18 July 2016. The Cyprus Stock Exchange undertook to keep the register of the above company in the CSE Central Depository/Registry.

**AvandPlus Plc.** On 14<sup>th</sup> July 2016, the Cyprus Stock Exchange announced the listing of 1.000.000 Performance Linked Notes of AvandPlus Plc on the Bonds Market of the CSE Emerging Companies Market of a nominal value of €1 at a listing price of €1, pursuant to Article 58(1) of the CSE Law.

Company Name	Number of Listed Securities	Nominal Value	ISIN Code	Greek/ English Trading Code
AvandPlus Plc	1.000.000	€1	CY0146580911	ΑΠΔΟΛ/APUSD

AvandPlus Plc was incorporated as a Special Purpose Vehicle aimed at facilitating investments in financial instruments issued by banks.

The trading of the above securities started on Monday, 18 July 2016. The Cyprus Stock Exchange undertook to keep the register of the above company in the CSE Central Depository/Registry.



## DECISIONS OF THE COUNCIL OF THE CYPRUS STOCK EXCHANGE

This column presents the decisions of the CSE's Council on various issues during the month under review.





## N.E.A. Νεοαναπτυσσόμενων Εταιρειών Αγορά Emerging Companies Market E.C.M.

### Marking of Companies

On 15<sup>th</sup> July 2016, pursuant to Regulatory Decisions - Regulatory Administrative Act 379/2014 (as amended) and within the context of examining the Annual Financial Reports of the listed issuers for the year ended 31/12/2015 and having examined the content of the independent Auditors' Report of each issuer, the Council of the Cyprus Stock Exchange has decided the following regarding a Non-Regulated Market issuer, pursuant to provision 2.2.6A(a) of Regulatory Administrative Act 379/2014 (as amended):

That the titles of the issuers P.C. Splash Water Public Company Ltd and Vireta Investment Plc continue to appear on the trading boards and the price bulletins with the "Σ" marking, due to Emphasis of Matter for P.C. Splash Water Public Company Ltd and Qualified Opinion for Vireta Investment Plc, raised in the Independent Auditors' Report for the year ended 31/12/2015.

It is pointed out that the Council will proceed with removing the "Σ" marking from the issuer's titles on the trading boards and the price bulletins once it establishes that the reasons that led to the appearance of this marking on the issuer's securities no longer exist.

Furthermore, the CSE Council has decided, pursuant to paragraph 2.2.7 of Regulatory Administrative Act 379/2014 (as amended), to remove the "Σ" marking from the titles of the issuer NET Info Plc on the trading boards and the price bulletins, since the reasons that led to the appearance of this marking on the issuer's securities no longer exist.

This decision of the CSE Council has been effective from Tuesday, 19 July 2016.

### Ratification of the Suspension of Trading of Titles

**Swestate Development Plc** . On 28<sup>th</sup> July 2016, at a recent meeting, the Council of the Cyprus Stock Exchange ratified, pursuant to Article 184 of the CSE Law, the decision to suspend the trading of the titles of Swestate Development Plc, as announced on 12 July 2016.

Based on the above, the suspension of the trading of the company's titles will be in effect until **13 September 2016 (inclusive)**. It is understood that if during the suspension of trading the Company submits the Half-Yearly Financial Report for the year ended 31 December 2015, the suspension will be lifted.



### DECISIONS OF THE COUNCIL OF THE CYPRUS STOCK EXCHANGE

This column presents the decisions of the CSE's Council on various issues during the month under review.



**CSE** creates  
new opportunities  
for companies



**E.C.M.**

**Emerging Companies Market**

- WITH BENEFITS FOR COMPANIES
- WITH SIMPLIFIED LISTING REQUIREMENTS
- WITH LOW COST FOR BUSINESSES

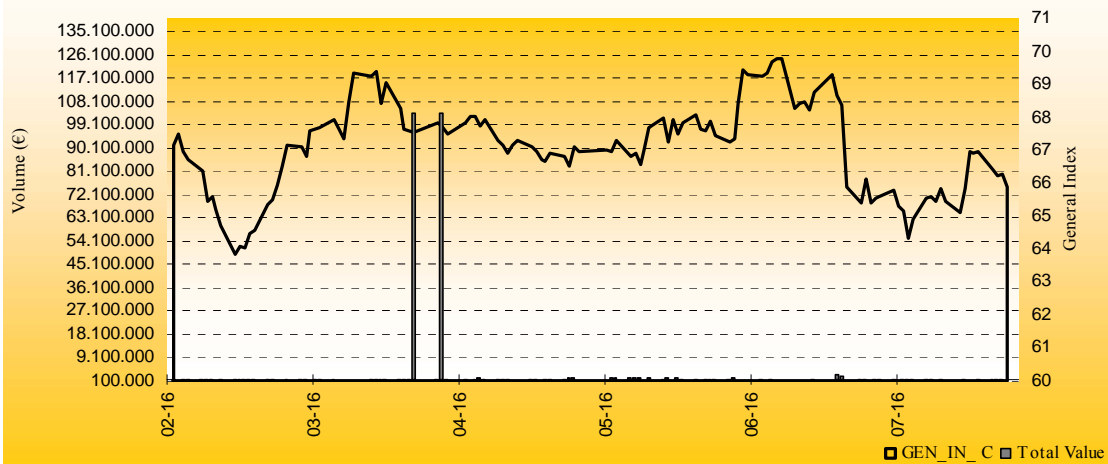


**ΧΡΗΜΑΤΙΣΤΗΡΙΟ ΑΞΙΩΝ ΚΥΠΡΟΥ**  
**CYPRUS STOCK EXCHANGE**

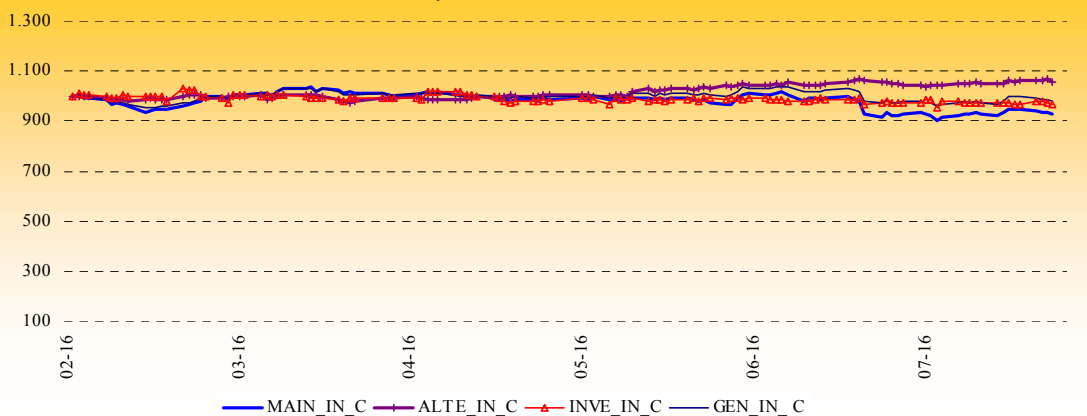
71-73 Lord Byron Avenue, 1096, Nicosia, Cyprus,  
P.O.Box 25427, Nicosia, 1309, Cyprus  
Tel.: +357 22712300, Fax: +357 22570308  
[www.cse.com.cy](http://www.cse.com.cy), e-mail: [info@cse.com.cy](mailto:info@cse.com.cy)

**For more information  
for th E.C.M. market  
you are addressed  
in the C.S.E**


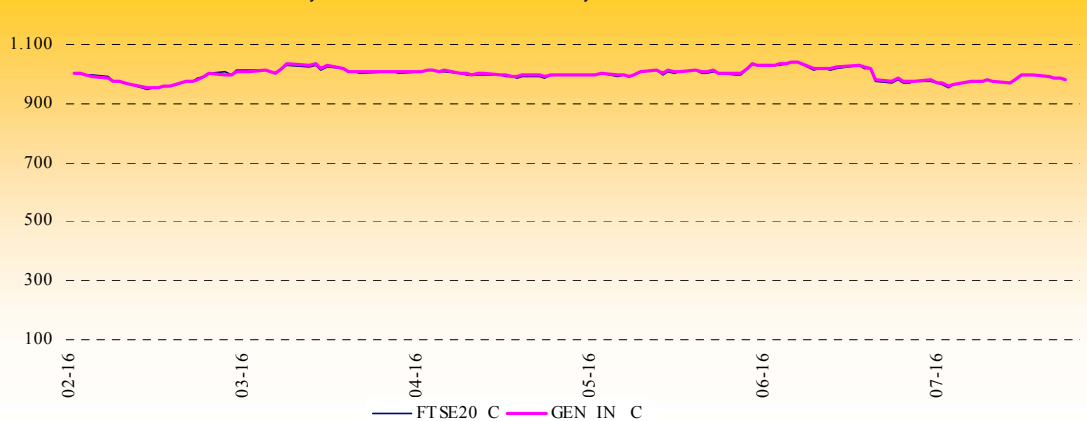
Volume vs CSE General Price Index from February 2016 to July 2016



CSE Market Indices Performance since February 2016




CSE General Index and FTSE/CySE 20 Performance since February 2016



## THE CSE'S FACTS AND FIGURES

This column  
presents the  
facts and figures  
for the month.



## Market Statistics

	Market					
	Main	Alternative	Surveillance	Corporate Bonds	Government Bonds	Total
Listed Companies	7	65	8	1	0	81
Listed Securities	7	65	10	5	28	115
Turnover (€)	6.715.678	497.572	15.901	22.350	1.025	7.252.525
Securities traded	43.146.052	1.634.220	648.917	250	100.000	45.529.439
Trades	2.017	347	94	1	1	2.460

\*Warrants are included in the Market were the listed shares of the companies are traded

## Trading Statistics

Volume				Volume			
Month	Transactions	Securities Traded	(€)	Month	Transactions	Securities Traded	(€)
1/06/2016	168	3.069.422	537.578	1/07/2016	63	322.877	62.520
2/06/2016	194	2.387.856	418.815	4/07/2016	99	1.696.902	262.282
3/06/2016	223	2.587.981	474.346	5/07/2016	137	2.755.747	434.208
6/06/2016	127	2.236.628	383.934	6/07/2016	106	1.997.442	311.159
7/06/2016	123	2.913.830	479.328	7/07/2016	109	1.677.707	259.358
8/06/2016	153	1.257.826	295.540	8/07/2016	83	1.883.132	249.566
9/06/2016	150	3.430.834	584.794	11/07/2016	95	2.152.509	327.888
10/06/2016	176	2.394.220	514.059	12/07/2016	110	2.050.110	325.512
13/06/2016	216	3.662.281	651.804	13/07/2016	107	3.957.615	598.179
14/06/2016	193	2.682.660	487.321	14/07/2016	159	2.184.019	386.164
15/06/2016	158	5.058.067	823.239	15/07/2016	255	5.258.910	763.868
16/06/2016	110	2.953.125	476.785	18/07/2016	141	2.830.726	424.042
17/06/2016	110	2.001.582	359.233	19/07/2016	145	1.811.914	235.895
21/06/2016	100	2.866.308	577.364	20/07/2016	140	3.347.460	518.212
22/06/2016	178	12.519.754	2.597.014	21/07/2016	157	3.629.286	596.736
23/06/2016	282	35.141.880	2.073.887	22/07/2016	78	1.249.631	202.526
24/06/2016	348	5.537.583	925.130	25/07/2016	96	2.474.425	365.712
27/06/2016	115	8.564.295	180.822	26/07/2016	84	727.166	113.744
28/06/2016	135	1.692.743	284.677	27/07/2016	65	652.333	154.673
29/06/2016	165	3.536.887	552.831	28/07/2016	98	2.182.479	438.594
30/06/2016	122	1.445.043	234.776	29/07/2016	133	687.049	221.689
21	3.546	107.940.805	13.913.276	21	2.460	45.529.439	7.252.525
Monthly Average	169	5.140.038	662.537		117	2.168.069	345.358
Volume							
				Year	Transactions	Securities Traded	(€)
Yearly Average				2016	142	4.203.006	1.928.904



## CSE Indices

	Closing 29/07/2016	Yearly Highest	Yearly Lowest	Percentage Change 02/01/2016 30/06/2016
<b>Market Indices (base 3.09.2004=1000)</b>				
General Index	67,25	69,80 10/6/2016	63,85 15/2/2016	-21,95 2,62
<b>Main Market Index</b>	47,26	51,41 16/3/2016	44,79 7/7/2016	-26,52 3,17
*Parallel Market Index				
<b>Alternative Market Index</b>	729,14	729,14 29/7/2016	659,36 7/1/2016	-2,67 1,97
Investment Companies Index	804,97	849,70 22/2/2016	789,78 7/7/2016	-0,84 0,13
<b>Sectoral Indices (base 3.09.2004=1000)</b>				
Hotels	528,87	564,74 15/7/2016	401,34 7/1/2016	23,01 -3,43
<b>FTSE&amp;CSE Indices</b>				
FTSE CySE 20 (base 30.11.2000=1000)	38,85	40,16 10/6/2016	36,71 15/2/2016	-21,23 3,38
FTSE Med	4.898,48	5.543,02 4/1/2016	4.396,47 11/2/2016	-2,58 6,57


\*Delisted as at 20/04/2015

## Value of volume traded by sector

Economic Group*	Value of Volume (€)	Weight %
Financials	6.664.391	91,891
Consumer Services	138.549	1,910
Industrials	96.216	1,327
Consumer Goods	202.637	2,794
Telecommunications	0	0,000
Technology	113.597	1,566
Basic Materials	13.760	0,190
Corporate Bonds	22.350	0,308
Government Bonds	1.025	0,014
Total	7.252.525	100,000

\* FTSE Industry Classification Benchmark – ICB.

Economic Group	Transactions	Securities Traded	Weight %
Financials	2.009	43.491.696	95,52
Consumer Services	235	949.050	2,08
Industrials	99	80.704	0,18
Consumer Goods	34	582.242	1,28
Telecommunications	0	0	0,00
Technology	79	165.497	0,36
Basic Materials	2	160.000	0,35
Corporate Bonds	1	250	0,00
Government Bonds	1	100.000	0,22
Total	2.460	45.529.439	100

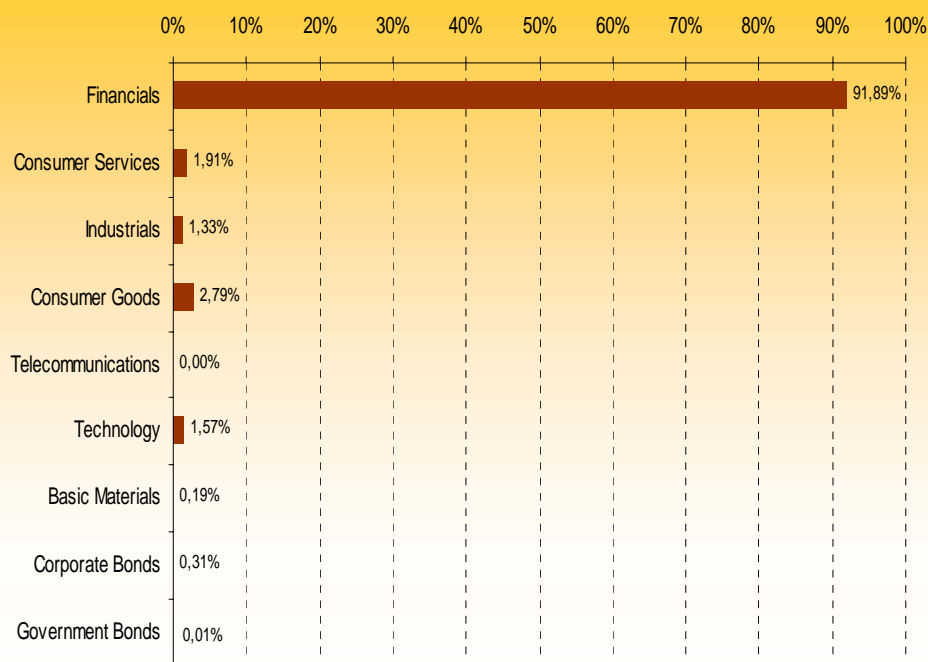


## THE CSE'S FACTS AND FIGURES

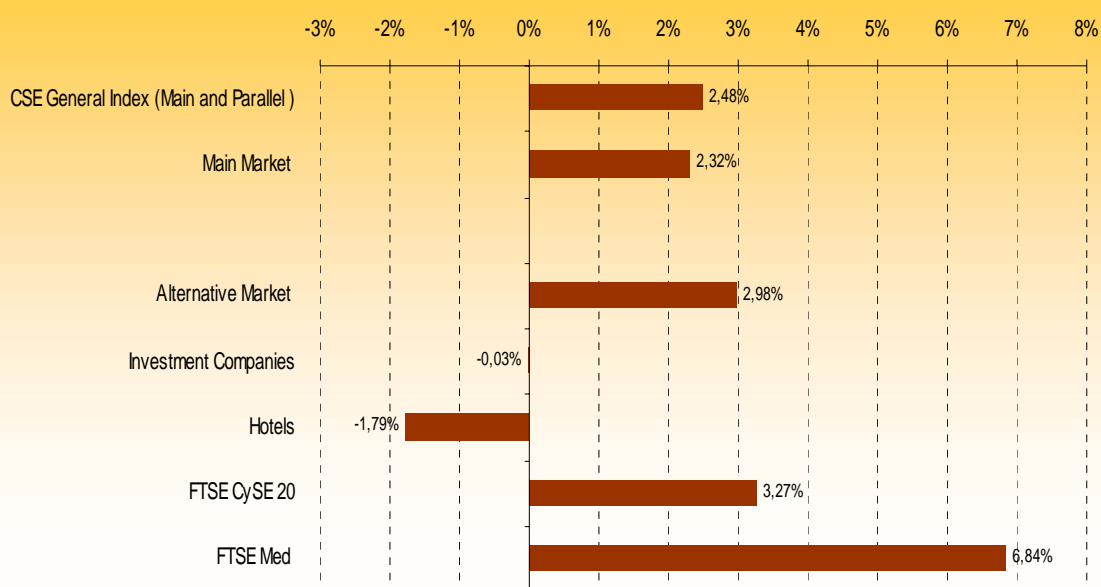
This column  
presents the  
facts and  
figures for the  
month.



Economic Group Weighting to value traded during the month




Sectoral and special indices performance on the Cyprus Stock Exchange during the month



### THE CSE'S FACTS AND FIGURES

This column  
presents the  
facts and  
figures for the  
month.



## Market Capitalisation by Market

	30/06/2016 (€)	29/07/2016 (€)	% Δ	Weight* %
<b>Market</b>				
Main Market	1.648.858.216	1.653.300.942	0,27	28,63
Alternative Market	753.263.455	773.633.855	2,70	13,40
Under Surveillance	31.968.327	27.823.405	-12,97	0,48
<b>Bonds Market</b>				
Corporate Bonds	1.133.883.704	1.134.783.704	0,08	19,65
Government Bonds	2.269.358.212	2.184.301.605	-3,75	37,83
Total	5.837.331.914	5.773.843.512	-1,09	100,00

\*The weight is calculated to the total Market Capitalisation

## Shares with the largest market capitalisation at the end of the month

Company	Market Capitalisation (€)	Weight* %
1 BANK OF CYPRUS PUBLIC COMPANY LTD	1.302.749.902	53,07
2 HELLENIC BANK PUBLIC COMPANY LTD	194.465.892	7,92
3 VASSILICO CEMENT WORKS PUBLIC COMPANY LTD	188.472.181	7,68
4 PETROLINA (HOLDINGS) PUBLIC LTD	81.462.500	3,32
5 DEMETRA INVESTMENT PUBLIC LTD	75.400.000	3,07
6 LOGICOM PUBLIC LTD	50.374.128	2,05
7 THE CYPRUS CEMENT PUBLIC COMPANY LTD	43.347.428	1,77
8 ATLANTIC INSURANCE COMPANY PUBLIC LTD	38.326.734	1,56
9 WOOLWORTH (CYPRUS) PROPERTIES PLC	27.395.101	1,12
10 STADEMOS HOTELS PLC	26.390.000	1,08
Total	2.028.383.867	82,63

\*The weight is calculated to the Market Capitalisation (Shares only, including Investment Companies Market)

## Market Capitalisation of Corporate Bonds

Corporate Bonds	Market Capitalisation (€)	Weight** %
1 BANK OF CYPRUS PUBLIC COMPANY LTD (GUARANTEED BONDS)	500.000.000	44,06
2 BANK OF CYPRUS PUBLIC COMPANY LTD (GUARANTEED BONDS)	500.000.000	44,06
3 ALPHA BANK CYPRUS LTD - BONDS 2013/2018	88.500.000	7,80
4 HELLENIC BANK PUBLIC COMPANY LTD - CONVERTIBLE CAPITAL SECURITIES 2	44.824.516	3,95
5 HELLENIC BANK PUBLIC COMPANY LTD - CONVERTIBLE CAPITAL SECURITIES 1	559.188	0,05
Total	1.133.883.704	99,92

\*The weight is calculated to the Market Capitalisation of Corporate Bonds



## THE CSE'S FACTS AND FIGURES

This column  
presents the  
facts and figures  
for the month.

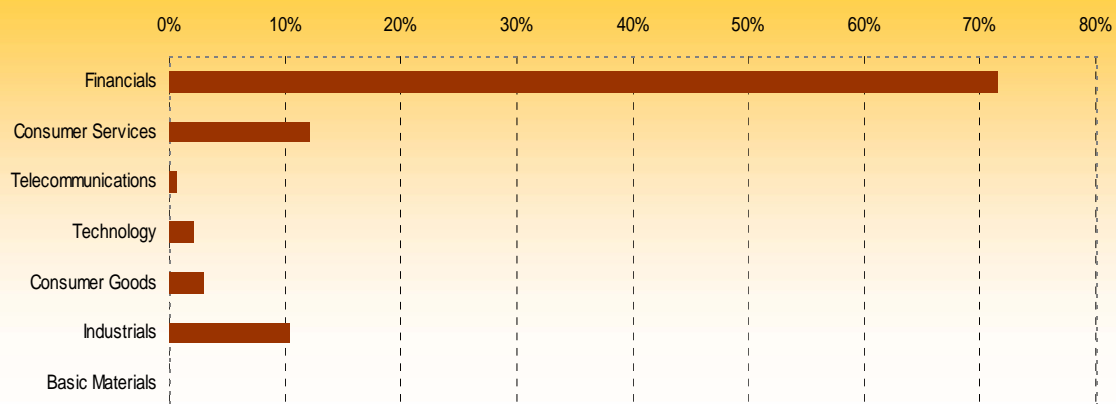


## Market Capitalisation per Economic Group

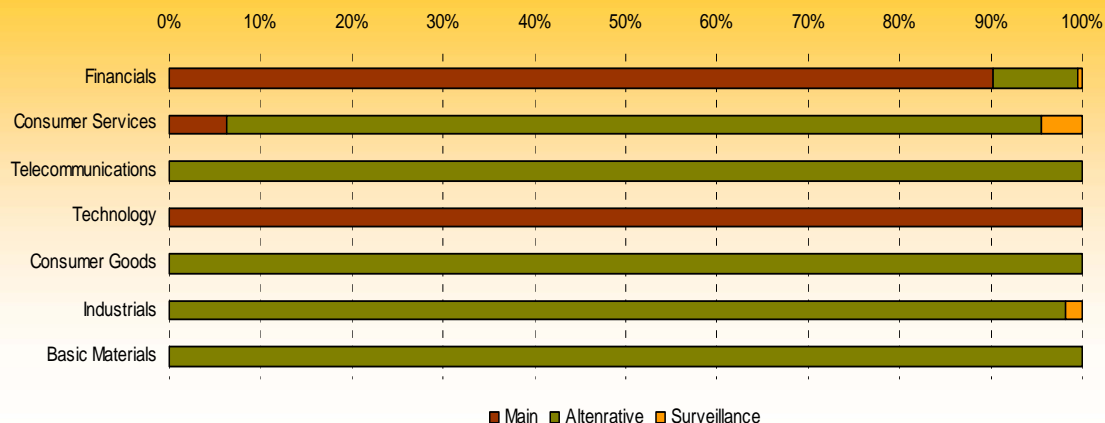
Economic Group*	Market			
	Main	Alternative	Surveillance	% on Total
	(€)	(€)	(€)	
Basic Materials		4.346.115		0,18
Industrials		250.272.321	4.820.449	10,39
Consumer Goods		75.007.132	0	3,06
Technology	50.374.128			2,05
Telecommunications				0,00
Consumer Services	18.588.800	264.988.812	13.525.097	12,10
Financials	1.584.338.014	162.633.362	9.477.860	71,55
Total	1.653.300.942	773.633.855	27.823.405	99,33
%Market Capitalisation /Total Market Capitalisation (only shares)	67,35	31,52	1,13	

\*FTSE Industry Classification Benchmark – ICB.

## Economic Group weighting of Market Capitalisation (shares-month end)




## Economic Group weighting of Market Capitalisation by Market (shares month end)



## THE CSE'S FACTS AND FIGURES

This column  
presents the  
facts and figures  
for the month.





## Most traded shares (monthly basis)

Security	Market**	Value (€)	Weight %
1 BANK OF CYPRUS PUBLIC COMPANY LTD	MM	6.110.741	84,26
2 HELLENIC BANK PUBLIC COMPANY LTD	MM	294.970	4,07
3 KEO PLC	AM	201.949	2,78
4 DEMETRA INVESTMENT PUBLIC LTD	MM	178.841	2,47
5 LOGICOM PUBLIC LTD	MM	113.597	1,57
6 VASSILICO CEMENT WORKS PUBLIC COMPANY LTD	AM	88.356	1,22
7 PETROLINA (HOLDINGS) PUBLIC LTD	AM	68.156	0,94
8 ATLANTIC INSURANCE COMPANY PUBLIC LTD	AM	43.030	0,59
9 SALAMIS TOURS (HOLDINGS) PUBLIC LTD	AM	31.638	0,44
10 INTERFUND INVESTMENTS PLC	AM	17.816	0,25

## Securities with best performance (1-month Performance)

Security	Market**	Transaction Price* (€)		% Δ
		Jul-16	Jun-16	
1 MINERVA INSURANCE COMPANY LTD	AM	0,016	0,013	23,08
2 VASSILICO CEMENT WORKS LTD	AM	2,620	2,140	22,43
3 KEO PLC	AM	0,520	0,440	18,18
4 HELLENIC BANK PUBLIC CO LTD	MM	0,980	0,839	16,81
5 INTERFUND INVESTMENTS PLC	AM	0,104	0,090	15,56
6 STADEMOS HOTELS PLC	AM	0,812	0,738	10,03
7 ALKISH. HADJIKYRIACOS LTD	AM	0,231	0,212	8,96
8 CYTRUSTEES INVESTMENT PUB LTD	MM	0,181	0,167	8,38
9 G.A.P. VASSILOPOULOS PUBL LTD	AM	0,149	0,145	2,76
10 LORDOSHOTELS (HOLDINGS) LTD	AM	0,234	0,230	1,74

\* Last Trade of the Month

## Securities with worst performance (1-month Performance)

Security	Market**	Transaction Price* (€)		% Δ
		Jul-16	Jun-16	
1 PANDORA INVESTMENTS PUBLIC LTD	AM	0,051	0,056	-8,93
2 A.TSOKKOSHOTELS PUBLIC LTD	MM	0,074	0,082	-9,76
3 SFS CROUP PUBLIC CO	AM	0,058	0,065	-10,77
4 CYPRUS FOREST INDUSTRIES LTD	AM	0,172	0,207	-16,91
5 CONSTANTINOUBROS HOTELS LTD	AM	0,108	0,135	-20,00
6 ERMES DEPARTMENT STORES PLC	AM	0,078	0,100	-22,00
7 CH.CHARILAOU GROUP PLC	AM	0,007	0,009	-22,22
8 LOUIS PLC	SM	0,028	0,037	-24,32
9 AIAS INVESTMENT PUBLIC LTD	AM	0,003	0,005	-40,00
10 RENOS HATZIOANNOU FARM PU LTD	AM	0,001	0,002	-50,00


\* Last Trade of the Month

\*\* MM=Main Market, AM=Alternative Market, SM=Surveillance Market




## THE CSE'S FACTS AND FIGURES

This column  
presents the  
facts and figures  
for the month.



## Selected Period: 01/07/2016 29/07/2016



## THE CSE'S FACTS AND FIGURES

This column  
presents the  
facts and figures  
for the month.

### 1. Members of the Athens Exchange acting as Remote Members of the Cyprus Stock Exchange

## Central Registry-Depository Statistics

### Investors Accounts

Selected Period: 01/07/2016 - 29/07/2016

Month	Number of new (Opened) Investors Accounts
2016-07	156

### Active Investors Shares Mobility

Selected Period: 01/07/2016 - 29/07/2016

Month	Total of Active Investor Shares	Daily average of active Investors Shares	Active Investors Shares Shares mobility
2016-07	648	79	2,58

#### Notes:


1. Active investor accounts indicate the number of investors who have purchased equities or Debt in the CSE at least once for the relevant period of time.
2. Daily average is the daily active investor accounts for the relevant period of time.
3. Mobility of active investor accounts indicate the average number of days during which an investor purchased equities in the CSE at least once.

### Foreign Investors participation to the Market Capitalisation - (month-end)

Investors Category	Market Capitalisation %
Foreign Investors	30,55


### Investors shares allocation with positive balance based on the number of securities (month-end)

Securities	Investors shares	
	Number	%
1	180.528	71,70
2-5	62.640	24,88
6-10	7.274	2,89
>10	1.350	0,54
<b>Total</b>	<b>251.792</b>	<b>100,00</b>



### THE CSE'S FACTS AND FIGURES

This column  
presents the  
facts and figures  
for the month.



**Investors' Geographical Allocation In Cyprus (month-end)**

<b>Districts</b>	<b>Investor Share Account</b>	
	Number	%
Lefkosia	96.886	42,34
Lemesos	62.291	27,22
Larnaca	32.658	14,27
Pafos	23.440	10,24
Amochostos	13.541	5,92
Total	228.816	100,00

**Notes:**

1. Active Investor Share Accounts with positive balance are those in which at least one security is credited.
2. The geographical allocation of Investor Share Accounts is based upon the administrative segmentation of Cyprus in districts (the occupied areas are excluded).
3. The above classification concerns Investor Share Accounts belonging to investors who declare Cyprus as their permanent home country, and is based on the postal codes declared in the Investor Share Accounts.

**Foreign Investors' Geographical Allocation (month-end)**

<b>Countries</b>	<b>Investor Share Account</b>	
	Number	%
Greece	4.872	32,61
Russian Federation	3.422	22,90
United Kingdom	1.879	12,58
Ukraine	545	3,65
United States	412	2,76
Australia	294	1,97
South Africa	377	2,52
Belarus	125	0,84
Kazakhstan	109	0,73
Bulgary	108	0,72
Beliz	194	1,30
Canada	166	1,11
Germany	116	0,78
Israel	140	0,94
Seychelles	166	1,11
British Virgin Islands	683	4,57
Other Countries	1.333	8,92
Total	14.941	100,00

**Notes:**

1. The above classification concerns "Investor Share Accounts" who declare another Country (other than Cyprus) as their permanent home country.
2. The countries that have been selected have a percentage of the Investor Share Accounts above 1%.

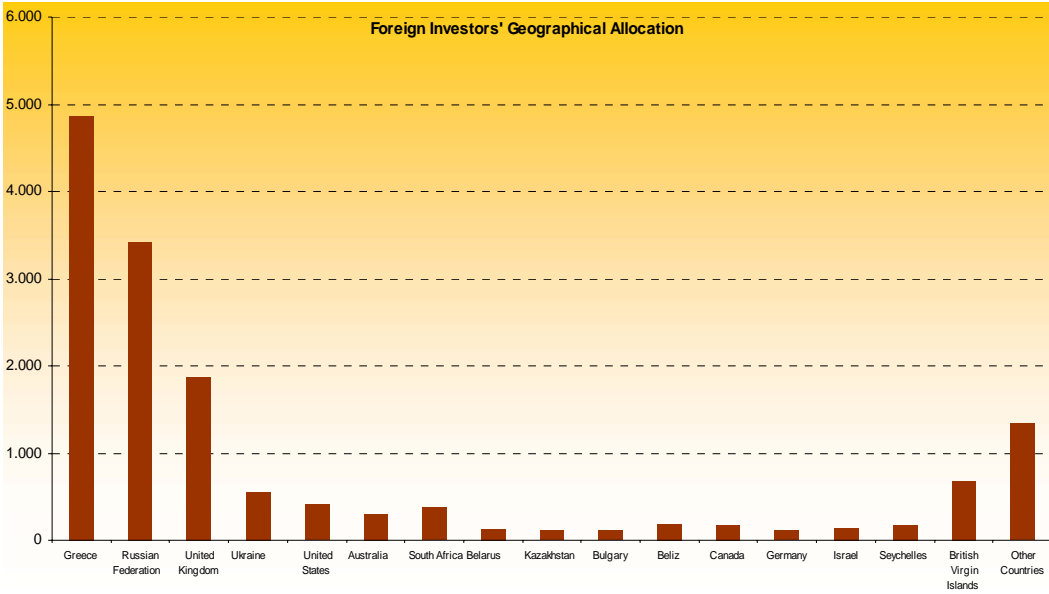
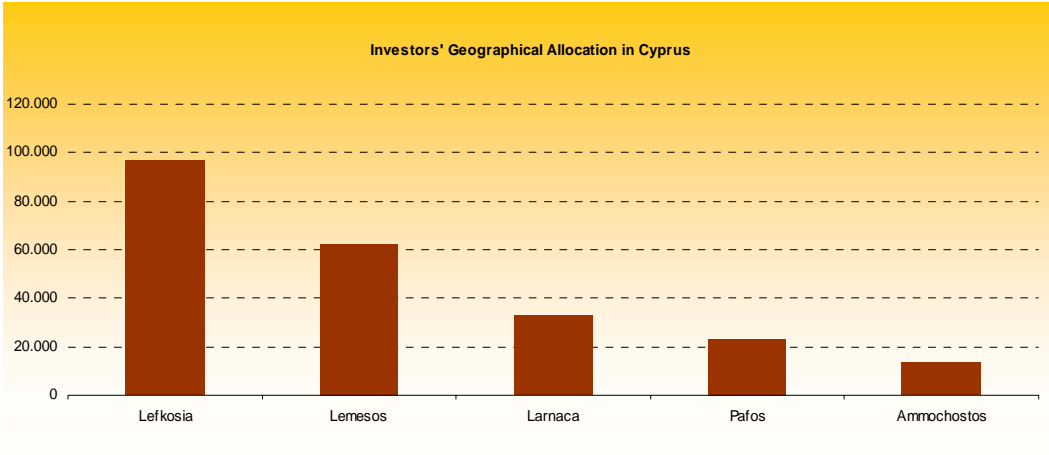


### THE CSE'S FACTS AND FIGURES

This column  
presents the  
facts and figures  
for the month.







**THE CSE'S  
FACTS AND  
FIGURES**

This column  
presents the  
facts and figures  
for the month.




## Clearing transactions value of CSE Clearing Members

Selected Period: 01/07/2016 - 29/07/2016


(Share &amp; Bond Markets)

Member Name	Member Code	Clearing Transactions Value	% Clearing Value
SHARELINK SEC. & FIN. SER. LTD	1000000023	93.424,19	0,64
HELLENIC BANK (INVESTMENTS) LTD	1000000025	355.752,63	2,45
CISCO LTD	1000000026	3.035.713,62	20,93
GLOBAL CAP. SEC. & FIN. SERV. LTD	1000000030	44.420,47	0,31
MEGA - EQUITY SEC. & FINANCIAL SERV. PUBLIC LTD	1000000038	725.560,40	5,00
ARGUS STOCKBROKERS LTD	1000000047	347.934,96	2,40
ATLANTIC SECURITIES LTD	1000000063	450.562,56	3,11
ALFA FINANCE INVESTMENT SERVICES S.A.	1000000067	0,00	0,00
NATIONAL SECURITIES S.A.	1000000070	211.874,91	1,46
EUROBANK EFG EQUITIES INVESTMENT FIRM S.A.	1000000071	102.806,56	0,71
EUROXX SECURITIES S.A.	1000000073	527.478,70	3,64
ΠΕΙΡΑΙΩΣ Α.Ε.Π.Ε.Υ.	1000000077	542.793,14	3,74
AXIA VENTURES GROUP LTD	1000000081	321.857,32	2,22
PROCHOICE CHRIMATISTIRIAKI LTD	1000000082	839.949,89	5,79
SOLIDUS SECURITIES A.E.P.E.Y.	1000000083	180,52	0,00
ONE PLUS CAPITAL LTD	1000000084	0,00	0,00
BNP PARIBAS SECURITIES SERVICES	5000000001	0,00	0,00
CITIBANK EUROPE PLC GREECE BRANCH	5000000002	0,00	0,00
ΤΡΑΠΕΖΑ EUROBANK ERGASIAS AE	5000000003	3.969.912,39	27,37
ΤΡΑΠΕΖΑ EUROBANK ERGASIAS AE (ΞΕΝΟΙ ΘΕΣΜΙΚΟΙ)	5000000004	0,00	0,00
HELLENIC BANK PUBLIC COMPANY LTD	5000000013	0,00	0,00
HSBC BANK PLC SECURITIES SERVICES ATHENS	5000000016	0,00	0,00
ΕΤΕ ΘΕΜΑΤΟΤΟΦΥΛΑΚΗ ΠΕΛΑΓΕΙΑΣ	5000000017	0,00	0,00
MERIT CAPITAL LIMITED	5000000019	2.934.827,34	20,23
Total		14.505.049,60	100,00



### THE CSE'S FACTS AND FIGURES

This column  
presents the  
facts and figures  
for the month.




## Settlement Transactions Value of CSE Custodians

Selected Period: 01/07/2016 - 29/07/2016


(Share &amp; Bond Markets)

Member Name	Member Code	Settlement Value (€)	% Settlement Value
SHARELINK SEC. & FIN. SER. LTD	1000000023	93.424,19	0,64
HELLENIC BANK (INVESTMENTS) LTD	1000000025	279.885,38	1,93
CISCO LTD	1000000026	3.035.307,01	20,93
GLOBAL CAP. SEC. FIN. SERV. LTD	1000000030	44.420,47	0,31
MEGA - EQUITY SEC. & FINANCIAL SERV. PUBLIC LTD	1000000038	4.428.461,05	30,53
ARGUS STOCKBROKERS LTD	1000000047	347.934,96	2,40
ATLANTIC SECURITIES LTD	1000000063	450.562,56	3,11
ALFA FINANCE INVESTMENT SERVICES S.A	1000000067	0,00	0,00
NATIONAL SECURITIES S.A	1000000070	0,00	0,00
EUROBANK EFG EQUITIES INVESTMENT FIRM S.A	1000000071	1.707,16	0,01
EUROXX SECURITIES S.A	1000000073	0,00	0,00
ΠΕΙΡΑΙΩΣ Α.Ε.Π.Ε.Υ.	1000000077	0,00	0,00
AXIA VENTURES GROUP LTD	1000000081	910,45	0,01
PROCHOICE SECURITIES LTD	1000000082	839.949,89	5,79
SOLIDUS SECURITIES A.E.P.E.Y	1000000083	180,52	0,00
ONE PLUS CAPITAL LTD	1000000084	25.764,53	0,18
BNP PARIBAS SECURITIES SERVICES	5000000001	995.418,78	6,86
CITIBANK INTERNATIONAL PLC	5000000002	785.635,31	5,42
EFG EUROBANK ERGASIAS S.A	5000000003	83.754,10	0,58
EFG EUROBANK ERGASIAS S.A (institutional investors)	5000000004	17.345,30	0,12
HELLENIC BANK PUBLIC COMPANY LTD	5000000013	76.273,86	0,53
HSBC BANK PLC SECURITIES SERVICES	5000000016	62.790,26	0,43
NATIONAL BANK OF GREECE S.A. - RETAIL INVESTORS	5000000017	496,48	0,00
MERITKAPITAL LIMITED	5000000019	2.934.827,34	20,23
Total		14.505.049,60	100,00



### THE CSE'S FACTS AND FIGURES

This column  
presents the  
facts and figures  
for the month.



# briefing from the CSE

## History

The Cyprus Stock Exchange started operations as a legal entity on March 29 1996, based on the Laws and Regulations concerning the Cyprus Stock Exchange, which were enacted by the House of Representatives, Parliament of the Republic of Cyprus in 1993 and 1995 respectively.

The Cyprus Stock Exchange is an organized securities market through which transactions on listed securities take place, such as government bonds, warrants, stocks or any other securities that are listed on the stock exchange.

The main participants in the market are the Members of the stock exchange (stock brokerage companies), custodians, issuers, as well as investors. The CSE is managed by its Board, which is appointed by the government of the Republic of Cyprus.

The stock exchange offers a complete spectrum of products and services:

→ Listing of Securities

- Shares
- Bonds (Corporate Bonds, Government Bonds and Treasury Bills)
- Rights
- Warrants
- Share of Undertakings for Collective Investment in Transferable Securities (UCITS)

→ Trading of securities

→ Clearing and Settlement of Transactions

## Vision and Mission

The Board of the Cyprus Stock Exchange, within the framework of its Strategic Plan, has as a vision the development of the CSE as one of the leading stock exchanges in the geographical region of Cyprus, as well as a leading stock exchange in specialized areas of activity.

In addition, the Cyprus Stock Exchange aims to establish itself as the basic vehicle of raising capital in the Cypriot market from companies in specific areas, and also enjoy the trust of the investors.



Regulated by the  
Cyprus Securities and Exchange  
Commission

71-73 Lordou Vironos Avenue,  
1096 Nicosia

P.O. Box 25427,  
1309 Nicosia, CYPRUS

TEL +357-22-712300

FAX +357-22-570308

E-mail: [info@cse.com.cy](mailto:info@cse.com.cy)

[www.cse.com.cy](http://www.cse.com.cy)