

Promote yourselves in our e-publication

The CSE has completely reconstructed its on-line publication in order to provide the best possible information to market participants. This newsletter is sent electronically to thousands of recipients in Cyprus, Greece and abroad. In this context, the CSE has made provision for the promotion of companies through advertising. Any company wishing to promote its products and in the context of the upcoming European Union Presidency of the Republic of Cyprus during the second half of 2012 and due to the wide range active participation of the Organization in the European Federations for stock market issues, the Cyprus Stock Exchange (CSE) has undertaken some important initiatives hosting and putting under its auspices the organization of major conferences - seminars in Cyprus. services through this new updated e-publication can contact the CSE on www.cse.com.cy. Businesses can also advertise on the CSE website.

Contact the CSE

These are the CSE's contact details:
Cyprus Stock Exchange
71-73 Lordou Vironos Avenue,
1096 Nicosia,
P.O.Box 25427
Nicosia, Cyprus
Tel.. (357) 22 712300
Fax. (357) 22 570308
Email:
info@cse.com.cy
Website:
www.cse.com.cy

Read on this edition

- The statistics of the market in charts/tables
- CSE's activities and decisions
- News of CSE's listed companies

briefing from the CSE

CSE monthly electronic edition

October 2016 · Issue 237

STOCK MARKET ACTIVITY FOR OCTOBER 2016

On the last trading session of October 2016 the General Index reached 66,50 points, representing a relative increase of 0,51% from the previous month. The value of shares traded exhibited a decrease of 21,65% compared to the previous month.

It is worth mentioning however, that the highest level that the General Index reached for the month was 66,95 points. The other Market Indices reached the following levels: Main Market reached 44,37, Alternative Market 772,87, Investment Companies 804,98 points.

On a sectoral level, the Hotels Index reached 553,77 points. The FTSE/CySE20 reached 38,59 points and finally the FTSE Med reached 4.492,43 points.

The market capitalisation of shares (shares) reached € 2,36 billion. According to this month's results, the Main Market accounted for 35,04% of the total market capitalisation, the Alternative Market 18,31%, the Surveillance Market 0,62% and the Bond Market 46,03%. Moreover, the total market capitalisation including the Bond Market reached € 4,37 billion compared to €4,65 billion the previous month, registering a decrease of 5,99%.

The total value of transactions during the month in review reached €4,07 million, with an average of € 0,20 million per trading session. The Financials sector contributed 78,77% to the total value traded which was the highest among all other sectors. Investors primarily focused their interest on the shares of "Bank of Cyprus Public Company Ltd" and also on shares of "Logicom Public Ltd" with 72,26% and 4,99% of the total value respectively.



Listing of Government Titles

13 weeks Treasury bills. On 6th October 2016, the Cyprus Stock Exchange announced that it has accepted the listing on the CSE of 100.000 13-Week Treasury Bills, 10th Issue, Series 2016 (7/10/2016 – 9/1/2017) of a nominal value of €1000 each, of a total value of €100.000.000, which have resulted from an auction carried out on 4 October 2016. Their date of issue was on 7th October 2016. The code of the above titles to be listed on the Bonds Market is ΓΔ13K16/ TB13J16. The Bills did not bear an interest rate. Their trading started on Friday, 7 October 2016.

Continuation of Suspension of Trading of Titles

Louis Plc. On 10th October 2016, further to its previous announcement of 9 August 2016, the Cyprus Stock Exchange announced the continuation of the suspension of trading of the titles of Louis Plc for an additional period of two (2) months, i.e. until 12 December 2016, due to the non-submission of the Yearly Financial Report for the year ended 31/12/2015 and the Quarterly Financial Report for the period ended 31/3/2016. The decision was taken pursuant to Article 185 of the Securities and Cyprus Stock Exchange Law and on the basis of the relevant Policy Decision of the Stock Exchange Council (Circular No. 3-2015, dated 13/7/2015 "CSE Policy regarding the suspension and delisting of securities on the CSE Markets").

In addition, it is noted that the said company has not submitted its Half-Yearly Financial Report for the period ended 30/6/2016.

It is further noted that if, within the above period of two months, the reasons for the suspension of trading of the titles of the above company cease to exist, the said suspension will be lifted.

Non Submission and Publication of the Half-Yearly Financial Report for the period ended 30 June 2016

On 10th October 2016, following the expiry of the period for the submission and publication (end of September 2016) of the Half-Yearly Financial Report of the companies listed on the CSE for the period ended 30 June 2016 as provided for in Article 142 of the Securities and Cyprus Stock Exchange Law, pursuant to paragraph 2.2.3(a) of Regulatory Administrative Act 379/2014 (as amended) and by application of its Policy Decision with Circular No. 03/2015, dated 13/07/2015, the Cyprus Stock Exchange announced that the below companies of the Regulated Market have failed to submit their half-yearly results:

1. LOUIS PLC
2. L.P. TRANSBETON PUBLIC LTD*
3. CYPRINT PLC*
4. CHARILAOS APOSTOLIDES PUBLIC LTD*
5. SEA STAR CAPITAL PLC

The titles of Louis Plc, L.P. Transbeton Public Ltd, Cyprint Plc, Charilaos Apostolides Public Ltd will continue to be under suspension of trading due to the non submission of their previous financial statements.

It is noted that for the companies with an asterisk (*), the CSE Council has requested the approval of the Cyprus Securities and Exchange Commission for a possible delisting of their titles from the Cyprus Stock Exchange.

In addition, the titles of SEA STAR CAPITAL PLC will continue to be traded on the Surveillance Market due to the non submission and publication of its Half-Yearly Financial Report for the period ended 30/6/2016.



**DECISIONS OF
THE COUNCIL
OF THE
CYPRUS STOCK
EXCHANGE**

**This column
presents the
decisions of
the CSE's
Council on
various issues
during the
month under
review.**



Delisting of Government Titles

On 18th October 2016, the Cyprus Stock Exchange announced that, following a briefing by the Ministry of Finance, the Republic of Cyprus has decided to delist a number of Government Bonds, which are in its possession as a result of repurchase. In particular, the titles of the following Government Bonds will be delisted:

S/N	Code	Number of Cancelled Bonds	Number of Listed Bonds after Cancellation
1.	KX151A05/GB151A05	7.428.225.673	1.114.781.530
2.	KX071A13/GB071A13	35.236	10
3.	KX151B05/GB151B05	5.040.547.214	843.858.711
4.	KX081A13/GB081A13	73.924	1.076

The delisting of the above titles has been effective from Wednesday, 19 October 2016.

On 19th October 2016, the Cyprus Stock Exchange announced that according to relevant information received from the Ministry of Finance, the number of cancelled Bonds regarding Government Bond KX151A05 / GB151A05 is 7,428,225,672 and the number of listed Bonds after the cancellation is 1,114,781,531. The above change has been effective from Thursday, 20 October 2016.

Suspension of Trading and Delisting of Government Titles

13-week Treasury Bills. On 26th October 2016, the Cyprus Stock Exchange announced the suspension of trading of the 13-week Treasury Bills 8th Issue Series 2016 (5/8/2016 -4/11/2016), with code ΓΔ13Θ16 / TB13H16, from 1 November 2016 until 3 November 2016 (inclusive), i.e. until the clearing of all transactions in view of the delisting of the titles. The above Treasury Bills will be delisted on 4 November 2016.

Suspension of Trading of Titles

L.P. Transbeton Public Ltd. On 31st October 2016, the Cyprus Stock Exchange announced the end of the suspension of trading of the titles of L.P. Transbeton Public Ltd, as the total period for the suspension of trading granted by the Securities and Exchange Commission by virtue of the powers vested in it by Article 127(2) of the Investment Services and Activities and Regulated Markets Laws of 2007 to 2016 has elapsed. It is reminded that the Council of the Stock Exchange has already decided to delist the company's titles from the CSE and the Securities and Exchange Commission is expected to approve the decision.

In addition, the Cyprus Stock Exchange announced that the company's titles will trade only for one working day, on Tuesday 1 November 2016, and will subsequently be suspended again on Wednesday, 2 November 2016, since the company continues not to comply with its obligations concerning the non submission of a number of financial statements. The decision to suspend the trading again was taken in accordance with Article 183 of the Securities and Stock Exchange Law, in order to protect investors.



DECISIONS OF THE COUNCIL OF THE CYPRUS STOCK EXCHANGE

This column presents the decisions of the CSE's Council on various issues during the month under review.



N.E.A. Νεοαναπτυσσόμενων Εταιρειών Αγορά Emerging Companies Market E.C.M.

Mutual Fund Name Change

On 3rd October 2016, the Cyprus Stock Exchange announced that GMM Developed Market Equity Fund [sub-fund of GMM Funds (Umbrella Scheme)] has been renamed GMM Developed Markets Balanced USD Fund. Furthermore, two share classes have been created, one in EUR and the other in USD. The EUR share class keeps the existing ISIN (CYF000000051) and the USD share class has acquired a new ISIN (CYF0000000515). This change has been effective from, 3 October 2016.

Suspension of Trading of Titles

AEGIS POWER BOND (No.1) PLC. On 4th October 2016, following its announcement of 26 September 2016, the Cyprus Stock Exchange informed the investors that, from 5 October 2016, suspended again the titles of AEGIS POWER BOND (No.1) PLC, since the company has not, to date, issued and published its Yearly Financial Report for the year ended 31/1/2016.

HYDROLOGY PLC. On 10th October 2016, the Cyprus Stock Exchange announced the suspension of trading of the titles of "HYDROLOGY PLC", as of Tuesday 11 October 2016, due to the non issue and publication of the Yearly Financial Report for the year ended 31 May 2016, as required by Article 140 of the Securities and Cyprus Stock Exchange Law.

Listing of Additional Bonds

All Saints Commercial Plc. On 4th October 2016, the Council of the Cyprus Stock Exchange announced that, pursuant to Article 58(l) of the CSE Law, it has accepted for listing on the Bonds Market of the CSE Emerging Companies Market for Issuers whose Registry is not kept with the Central Depository / Registry, additional Bonds of the below company, which had resulted from an additional issue. The new Bonds are subject to the same terms as the bonds of the company which are already listed.

Company Name (title)	English / Greek Trading Code		ISIN Code	New Number of Bonds to be Listed	Final Number of Listed Securities
All Saints Commercial Plc (Bonds 2023)	SAINT	ΣAINT	GB00BYZG0T99	25.632	3.535.167

The companies are registered in the United Kingdom.

The trading of the above additional securities, in Pounds Sterling (£), started on Thursday, 6 October 2016. It is reminded that the Cyprus Stock Exchange will not undertake to keep the registry of the above titles at the CSE Central Depository / Registry. Relevant information is provided in the CSE circular to Members and Custodians, No. 15-2015, 10-2015 dated 24/9/2015 which has been posted on the CSE website, www.cse.com.cy.



**DECISIONS OF
THE COUNCIL
OF THE
CYPRUS STOCK
EXCHANGE**

This column
presents the
decisions of
the CSE's
Council on
various issues
during the
month under
review.



N.E.A. Νεοαναπτυσσόμενων Εταιρειών Αγορά Emerging Companies Market E.C.M.

Listing of Additional Bonds

All Saints Commercial Plc. On 14th October 2016, the Council of the Cyprus Stock Exchange announced that, pursuant to Article 58(1) of the CSE Law, it has accepted the listing on the Bonds Market of the CSE Emerging Companies Market for issuers whose Registry is not kept with the Central Depository/Registry, of additional Debentures of the following company, which resulted from an additional issue. The new debentures bear the same terms as the debentures of this company already listed.

Company Name (title)	English /Greek Trading Code		ISIN Code	New Number of Bonds to be Listed	Final Number of Listed Securities
All Saints Commercial Plc (Debentures 2023)	SAINT	ΣΑΙΝΤ	GB00BYZG0T99	55.000	3.590.167

The company is registered in the United Kingdom.

The trading of the above additional securities will be effected in Pounds Sterling (£) and started on Tuesday, 18 October 2016. It is reminded that the Cyprus Stock Exchange will not undertake to keep the register of the above titles in the CSE Central Depository/Registry. Relevant information is provided in the CSE circular to the Members and Custodians No. 15-2015, 10-2015 dated 24/9/2015, which has been posted on the website of the Stock Exchange www.cse.com.cy.

On 26th October 2016, the Council of the Cyprus Stock Exchange announced that, pursuant to Article 58(1) of the CSE Law, it has accepted for listing on the Bonds Market of the CSE Emerging Companies Market for Issuers whose Registry is not kept with the Central Depository / Registry, additional Bonds of the below companies, which have resulted from additional issues. The new Bonds are subject to the same terms as the bonds of these companies which are already listed.

Company Name (title)	English/Greek Trading Code		ISIN Code	New Number of Bonds to be Listed	Final number of Listed Securities
ELAINE SECURITIES PLC (Bonds 2025)	HJSP	ΗΣ	GB00BWCH5D02	179,639	3,405,014
THE MEREDITHPROPERTY GROUP PLC (Bonds 2025)	MERE	ΜΕΡΕ	GB00BY4K3J36	326,481	3,054,025
VERNON PROPERTY PLC (Bonds 2025)	HJP	ΗΠ	GB00BWCH5G33	154,606	2,180,606

The companies are registered in the United Kingdom.

The trading of the above additional securities, in Pounds Sterling (£), started on Monday, 31 October 2016. It is reminded that the Cyprus Stock Exchange will not undertake to keep the registry of the above titles at the CSE Central Depository / Registry. Relevant information is provided in the CSE circular to Members and Custodians, No. 15-2015, 10-2015 dated 24/9/2015 which has been posted on the CSE website, www.cse.com.cy.



**DECISIONS OF
THE COUNCIL
OF THE
CYPRUS STOCK
EXCHANGE**
This column
presents the
decisions of
the CSE's
Council on
various issues
during the
month under
review.



N.E.A. **Νεοαναπτυσσόμενων Εταιρειών Αγορά** **Emerging Companies Market** **E.C.M.**

Listing of Bonds

Olekit Investments Ltd. On 5th October 2016, the Cyprus Stock Exchange announced the listing of 6,022 Bonds of the company Olekit Investments Ltd, of a nominal value of RUB10.000.000 (€138,121.55), at the listing price of €138,121.55, on the Bonds Market of the CSE Emerging Companies Market. The Bonds will mature on 2 June 2026 and bear an interest rate of 13% (variable) to be paid on 2 June and 2 December every year.

Company Name	Number of Listed securities	Nominal value	ISIN Code	Greek / English Trading Code
Olekit Investmets Ltd	6,022	€138,121.55	CY0146701319	OLKT/OAKT

Olekit Investments Ltd was established as a private company in Cyprus under registration No. HE351533 on 22 January 2016. Its strategy consists in operating as a special purpose vehicle.

The main objects of the Issuer Olekit Investments Ltd will be, inter alia, to lend funds and grant credit.

The trading of the above securities started on Tuesday, 11 October 2016. The Cyprus Stock Exchange will undertake to keep the registry of the above company at the CSE Central Depository / Registry.

Ratification of Suspension of Trading of Titles

AEGIS POWER BOND (No.1) PLC. On 10th October 2016, at its recent meeting, the Council of the Cyprus Stock Exchange ratified, pursuant to Article 184 of the CSE Law, the decision to suspend the trading of the titles of AEGIS POWER BOND (No.1) PLC, as announced on 4 October 2016.

Based on the above, the suspension of trading of the Company's titles will be in effect until 5 December 2016 (inclusive). Provided that if during the suspension of trading, the Company submits the Annual Financial Report for the year ended 31/1/2016, the suspension will be lifted.

SILEX (UK) PLC and GLOBO TECHNOLOGIES UK LTD. On 12th October 2016, at its recent meeting, the Council of the Cyprus Stock Exchange ratified, pursuant to Article 184 of the CSE Law, the decision to suspend the trading of the titles of SILEX (UK) PLC and GLOBO TECHNOLOGIES UK LTD, as announced on 10 October 2016.

Based on the above, the suspension of trading of the titles of the companies will be in effect until 12 December 2016 (inclusive). Provided that, if during the suspension of trading, the companies submit their Half-Yearly Financial Reports for the period ended 30 June 2016, the suspension will be lifted.



**DECISIONS OF
THE COUNCIL
OF THE
CYPRUS STOCK
EXCHANGE**
This column
presents the
decisions of
the CSE's
Council on
various issues
during the
month under
review.



N.E.A. Νεοαναπτυσσόμενων Εταιρειών Αγορά Emerging Companies Market E.C.M.

Ratification of Suspension of Trading of Titles

HYDROLOGY PLC. On 12th October 2016, at its recent meeting, the Council of the Cyprus Stock Exchange ratified, pursuant to Article 184 of the CSE Law, the decision to suspend the trading of the titles of HYDROLOGY PLC, as announced on 10 October 2016.

Based on the above, the suspension of trading of the Company's titles will be in effect until 12 December 2016 (inclusive). Provided that if during the suspension of trading, the company submits its Annual Financial Report for the year ended 31 May 2016, the suspension will be lifted.

Non-Submission and Publication of the Half-Yearly Financial Report for the period ended 30 June 2016

On 10th October 2016, following the expiry of the period for the submission of the Half-Yearly Financial Report (30 September 2016) of the companies listed on the CSE Emerging Companies Market for the period ended 30 June 2016 (pursuant to the provisions of Article 142 of the Securities and Cyprus Stock Exchange Law), the Cyprus Stock Exchange announced that the companies below have neither issued nor published their Half-Yearly Financial Report:

1. BROZOS IVY PUBLIC LTD
2. ECHMI S.A. INVESTMENT CONSULTANTS
3. INTERNATIONAL LIFE A.E.Γ.Α.
4. PRECISE LOGISTICS PUBLIC LTD
5. GLOBO TECHNOLOGIES UK LTD
6. SILEX (UK) PLC

The Cyprus Stock Exchange announced the suspension of trading of the titles of SILEX (UK) PLC and GLOBO TECHNOLOGIES UK LTD from Tuesday, 11 October 2016, due to the non issue and publication of their financial statements as referred to above. This decision was taken pursuant to Article 183 of the Securities and Cyprus Stock Exchange Law to protect investors.

For the other companies above of the Emerging Companies Market, which have not submitted their results, it is noted that the trading of their titles have already been suspended, due to the non submission and publication of their Annual Financial Results.

Lifting of Suspension of Trading of the Titles

Silex (UK) Plc. On 14th October 2016, further to its announcements dated 10 and 12 October 2016 on Silex (UK) Plc, the Cyprus Stock Exchange announced the lifting of the suspension of trading of the securities of the company from Friday, 14 October 2016, since the reasons for the suspension no longer apply following the submission and publication on behalf of the company of its Half-Yearly Financial Report for the period ended 30 June 2016.



**DECISIONS OF
THE COUNCIL
OF THE
CYPRUS STOCK
EXCHANGE**
This column
presents the
decisions of
the CSE's
Council on
various issues
during the
month under
review.



N.E.A. Νεοαναπτυσσόμενων Εταιρειών Αγορά Emerging Companies Market E.C.M.

New Nominated Advisor

Mega Equity Securities and Financial Services Public Ltd. On 20th October 2016, the Council of the Cyprus Stock Exchange has approved, pursuant to paragraph 7.2. of R.A.A. 69/2015 (as amended) «Mega Equity Securities and Financial Services Public Ltd», as a Nominated Advisor on the CSE Emerging Companies Market.

Listing of Titles

Plata Management Public Ltd. On 21st October 2016, the Cyprus Stock Exchange announced the listing of 10.100.000 shares of Plata Management Public Ltd on the CSE Emerging Companies Market of a nominal value of €0.01 at a listing price of €0.01 pursuant to Article 58(1) of the CSE Law.

Company name	Number of Listed Securities	Nominal value	ISIN Code	Greek / English Trading Code
Plata Management Public Ltd	10.100.000	€0.01	CY0106831312	PLATA/ΠΛΑΤΑ

The main object of the Company is to participate in the share capital of shipping companies, listed or not, in the broader European area. The essence of its business action focuses on the future realization of profits either through dividends or the increase in the valuation of its shareholdings or the provision of shipping-related consultancy services. The vision of Plata Management is to gradually become a significant holding company in the field of shipping at pan-European level.

The trading of the above securities in Euro (€) and started on Monday, 24 October 2016. The Cyprus Stock Exchange undertake to keep the register of the above company in the CSE Central Depository/Registry.



DECISIONS OF THE COUNCIL OF THE CYPRUS STOCK EXCHANGE

This column presents the decisions of the CSE's Council on various issues during the month under review.



CSE creates
new opportunities
for companies



E.C.M.

Emerging Companies Market

- **WITH BENEFITS FOR COMPANIES**
- **WITH SIMPLIFIED LISTING REQUIREMENTS**
- **WITH LOW COST FOR BUSINESSES**

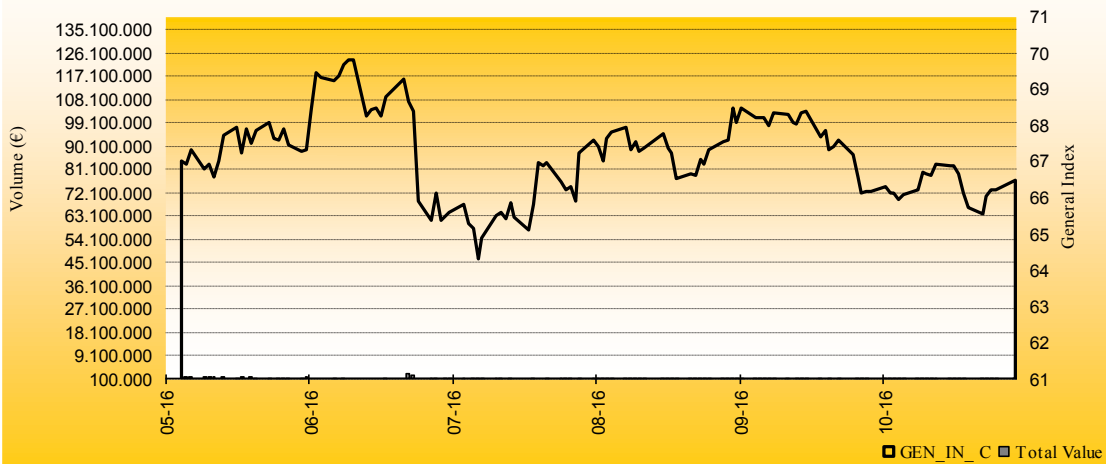


ΧΡΗΜΑΤΙΣΤΗΡΙΟ ΑΞΙΩΝ ΚΥΠΡΟΥ
CYPRUS STOCK EXCHANGE

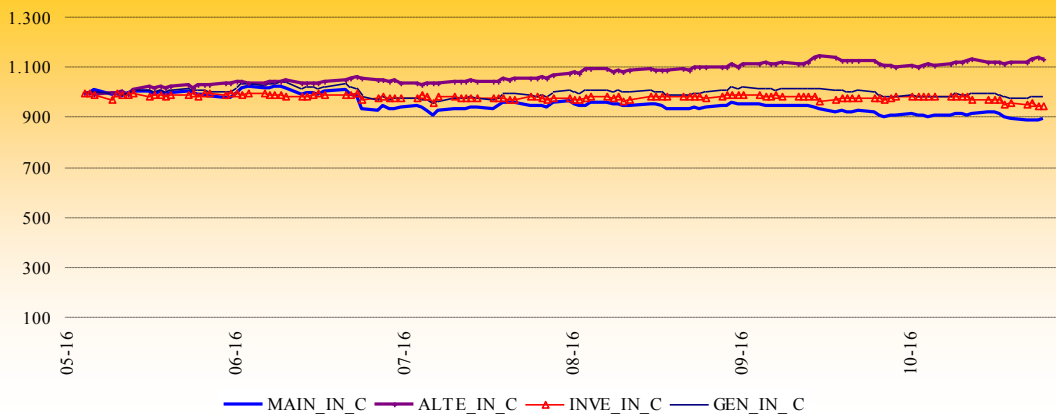
71-73 Lord Byron Avenue, 1096, Nicosia, Cyprus,
P.O.Box 25427, Nicosia, 1309, Cyprus
Tel.: +357 22712300, Fax: +357 22570308
www.cse.com.cy, e-mail: info@cse.com.cy

**For more information
for th E.C.M. market
you are addressed
in the C.S.E**

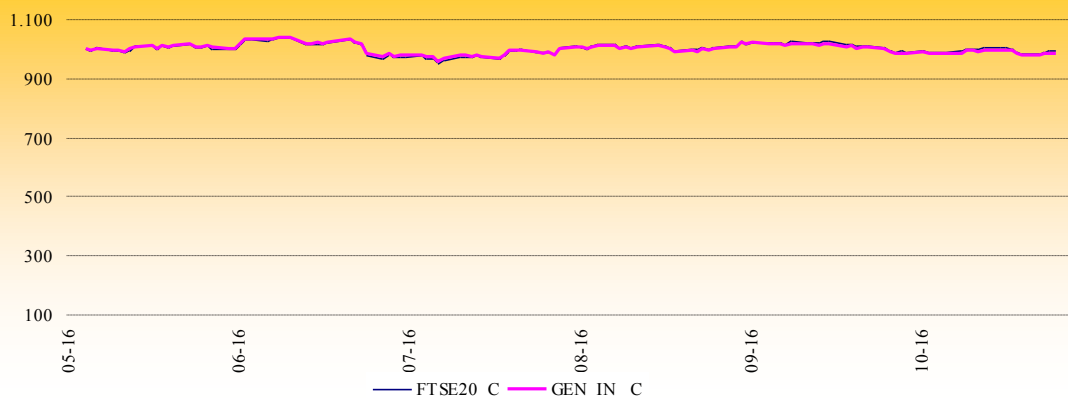
Volume vs CSE General Price Index from May 2016 to October 2016



CSE Market Indices Performance since May 2016




CSE General Index and FTSE/CySE 20 Performance since May 2016



THE CSE'S FACTS AND FIGURES

This column
presents the
facts and figures
for the month.




Market Statistics

	Market					Total
	Main	Alternative	Surveillance	Corporate Bonds	Government Bonds	
Listed Companies	7	65	8	1	0	81
Listed Securities	7	65	10	3	26	111
Turnover (€)	3.315.712	513.989	184	46.060	195.539	4.071.483
Securities traded	22.404.050	1.690.575	100.705	576	564.024	24.759.930
Trades	1.510	517	2	4	3	2.036

*Warrants are included in the Market were the listed shares of the companies are traded


Trading Statistics

Volume				Volume			
Month	Transactions	Securities Traded	(€)	Month	Transactions	Securities Traded	(€)
1/09/2016	92	780.708	144.826	3/10/2016	85	503.489	94.959
2/09/2016	78	2.027.598	212.418	4/10/2016	117	882.623	137.522
5/09/2016	97	689.708	156.348	5/10/2016	46	849.925	123.319
6/09/2016	104	1.000.512	106.795	6/10/2016	115	1.827.112	310.912
7/09/2016	60	326.396	61.850	7/10/2016	110	1.482.473	205.110
8/09/2016	85	1.310.238	231.595	10/10/2016	96	1.431.887	233.340
9/09/2016	91	1.403.672	205.893	11/10/2016	87	567.890	106.610
12/09/2016	43	240.084	44.740	12/10/2016	103	624.953	117.658
13/09/2016	87	2.570.607	442.336	13/10/2016	91	1.009.386	148.850
14/09/2016	100	810.011	140.520	14/10/2016	50	253.311	118.008
15/09/2016	87	683.037	125.281	17/10/2016	95	1.186.956	109.394
16/09/2016	115	610.392	102.706	18/10/2016	123	1.979.495	276.668
19/09/2016	53	160.280	42.748	19/10/2016	82	570.452	119.862
20/09/2016	118	3.054.753	465.429	20/10/2016	142	2.369.758	327.752
21/09/2016	108	1.577.572	250.476	21/10/2016	134	4.645.736	768.574
22/09/2016	66	1.285.816	430.317	24/10/2016	128	1.240.292	235.617
23/09/2016	129	2.188.397	352.549	25/10/2016	111	1.101.399	204.513
26/09/2016	90	2.766.542	412.236	26/10/2016	110	1.009.609	198.595
27/09/2016	116	1.245.175	208.159	27/10/2016	88	722.268	105.651
28/09/2016	104	1.532.795	210.543	31/10/2016	123	500.916	128.570
29/09/2016	148	2.715.156	396.881				
30/09/2016	109	2.933.390	451.901				
22	2.080	31.912.839	5.196.545	20	2.036	24.759.930	4.071.483
Monthly Average	95	1.450.584	236.207	102	1.237.997	203.574	
Volume				Volume			
				Year	Transactions	Securities Traded	(€)
Yearly Average				2016	128	3.295.754	1.389.520



THE CSE'S FACTS AND FIGURES

This column presents the facts and figures for the month.



CSE Indices

	Closing 31/10/2016	Yearly Highest	Yearly Lowest	Percentage Change 04/01/2016 30/09/2016
Market Indices (base 3.09.2004=1000)				
General Index	66,50	69,80 10/6/2016	63,85 15/2/2016	-0,89 0,51
Main Market Index	44,37	51,41 16/3/2016	43,62 24/10/2016	-11,15 -0,96
*Parallel Market Index				
Alternative Market Index	772,87	781,03 16/9/2016	659,36 7/1/2016	16,05 2,92
Investment Companies Index	804,98	849,70 22/2/2016	776,37 27/10/2016	-3,30 -0,41
Sectoral Indices (base 3.09.2004=1000)				
Hotels	553,77	587,47 2/9/2016	401,34 7/1/2016	35,07 -2,17
FTSE&CSE Indices				
FTSE CySE 20 (base 30.11.2000=1000)	38,59	40,16 10/6/2016	36,71 15/2/2016	-0,36 0,70
FTSE Med	4.492,43	5.543,02 4/1/2016	4.396,47 11/2/2016	-10,65 -2,88


*Delisted as at 20/04/2015

Value of volume traded by sector

Economic Group*	Value of Volume (€)	Weight %
Financials	4.093.121	78,766
Consumer Services	554.054	10,662
Industrials	136.185	2,621
Consumer Goods	30.820	0,593
Telecommunications	44	0,001
Technology	118.638	2,283
Basic Materials	47.887	0,922
Corporate Bonds	50.593	0,974
Government Bonds	165.203	3,179
Total	5.196.545	100,000


* FTSE Industry Classification Benchmark – ICB.

Economic Group	Transactions	Securities Traded	Weight %
Financials	1.468	23.028.017	93,01
Consumer Services	232	507.880	2,05
Industrials	162	262.776	1,06
Consumer Goods	42	128.706	0,52
Telecommunications	0	0	0,00
Technology	125	267.951	1,08
Basic Materials	0	0	0,00
Corporate Bonds	4	576	0,00
Government Bonds	3	564.024	2,28
Total	2.036	24.759.930	100

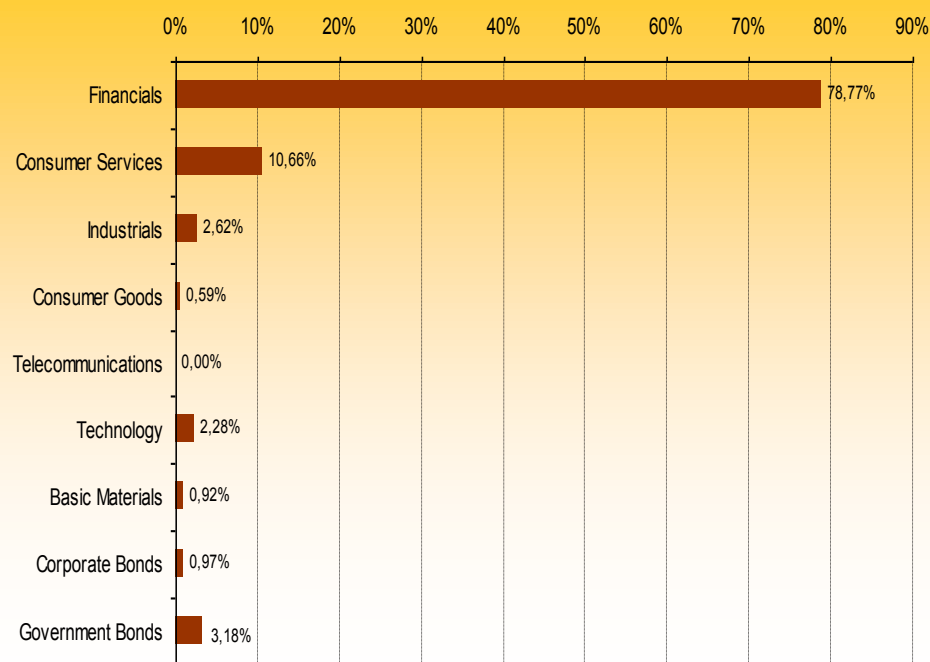


THE CSE'S FACTS AND FIGURES


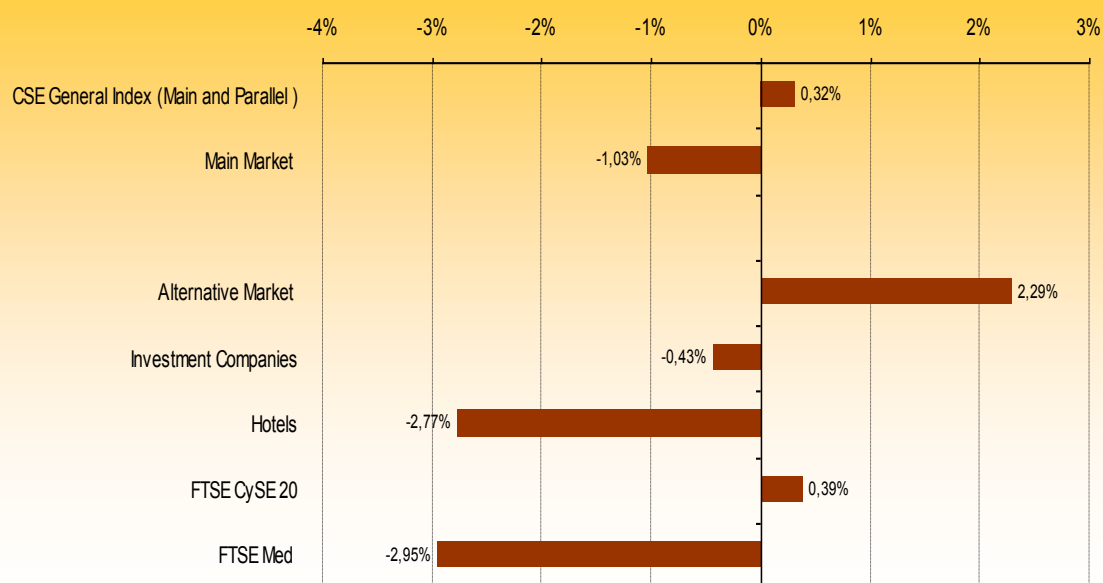
This column
presents the
facts and
figures for the
month.



Economic Group Weighting to value traded during the month




Sectoral and special indices performance on the Cyprus Stock Exchange during the month



THE CSE'S FACTS AND FIGURES

This column
presents the
facts and
figures for the
month.



Market Capitalisation by Market

	30/09/2016 (€)	31/10/2016 (€)	% Δ	Weight* %
Market				
Main Market	1.575.534.984	1.531.621.468	-2,79	35,04
Alternative Market	778.810.350	800.412.648	2,77	18,31
Under Surveillance	27.190.453	26.902.312	-1,06	0,62
Bonds Market				
Corporate Bonds	133.803.820	136.803.820	2,24	3,13
Government Bonds	2.134.112.494	1.875.406.766	-12,12	42,90
Total	4.649.452.100	4.371.147.014	-5,99	100,00

*The weight is calculated to the total Market Capitalisation

Shares with the largest market capitalisation at the end of the month


Company	Market Capitalisation (€)	Weight* %
1 BANK OF CYPRUS PUBLIC COMPANY LTD	1.204.597.512	51,07
2 VASSILICO CEMENT WORKS PUBLIC COMPANY LTD	204.298.089	8,66
3 HELLENIC BANK PUBLIC COMPANY LTD	160.930.448	6,82
4 PETROLINA (HOLDINGS) PUBLIC LTD	84.262.500	3,57
5 DEMETRA INVESTMENT PUBLIC LTD	75.000.000	3,18
6 LOGICOM PUBLIC LTD	58.374.725	2,47
7 THE CYPRUS CEMENT PUBLIC COMPANY LTD	46.099.646	1,95
8 ATLANTIC INSURANCE COMPANY PUBLIC LTD	41.064.358	1,74
9 STADEMOS HOTELS PLC	30.062.500	1,27
10 PANDORA INVESTMENTS PUBLIC LTD	29.710.464	1,26
Total	1.934.400.242	82,00

*The weight is calculated to the Market Capitalisation (Shares only, including Investment Companies Market)

Market Capitalisation of Corporate Bonds


Corporate Bonds	Market Capitalisation (€)	Weight** %
1 Alpha Bank Cyprus Ltd -Bonds 2013/2018	91.500.000	66,88
2 HELLENIC BANK PUBLIC COMPANY LTD – CONVERTIBLE CAPITAL SECURITIES 2	44.824.516	32,77
3 HELLENIC BANK PUBLIC COMPANY LTD – CONVERTIBLE CAPITAL SECURITIES 1	479.304	0,35
Total	136.803.820	100,00

*The weight is calculated to the Market Capitalisation of Corporate Bonds



THE CSE'S FACTS AND FIGURES

This column
presents the
facts and figures
for the month.

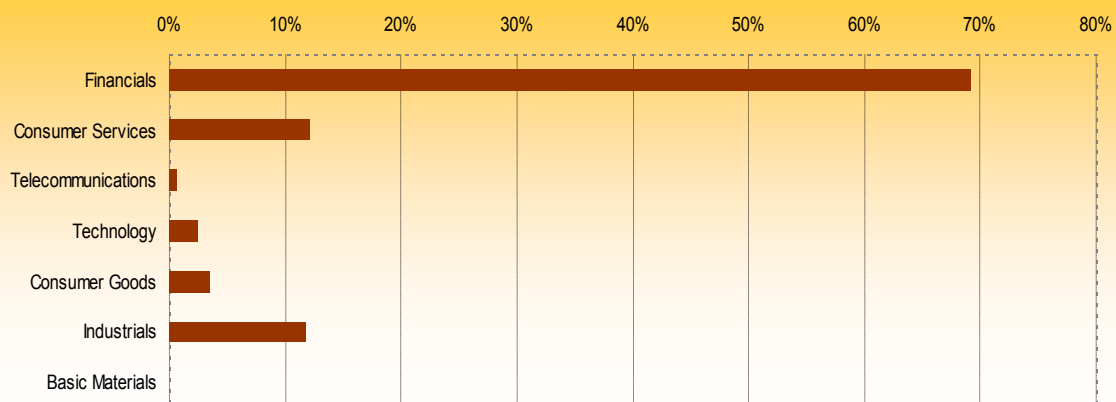


Market Capitalisation per Economic Group

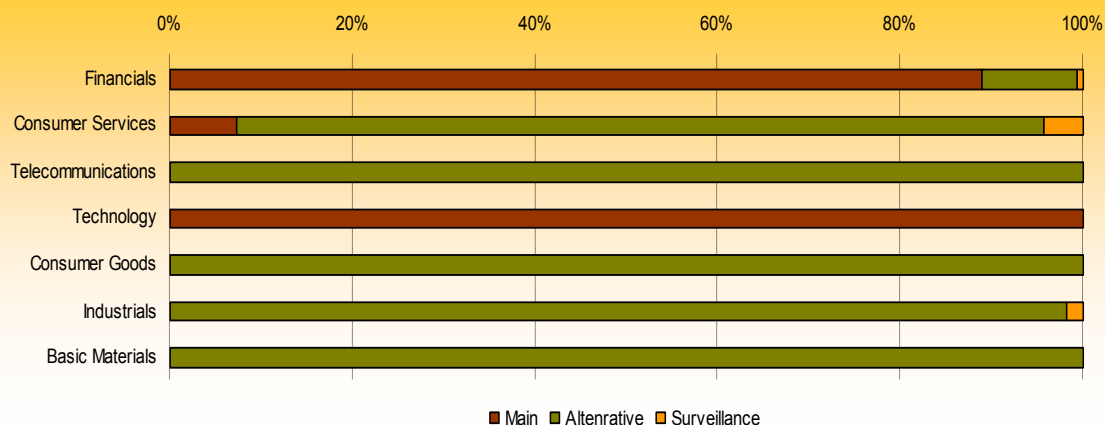
Economic Group*	Market			
	Main	Alternative	Surveillance	% on Total
	(€)	(€)	(€)	
Basic Materials		4.548.260		0,19
Industrials		270.795.167	4.820.449	11,68
Consumer Goods		84.269.607	0	3,57
Technology	58.374.725			2,47
Telecommunications				0,00
Consumer Services	21.100.800	254.060.517	12.604.003	12,20
Financials	1.452.145.944	171.065.424	9.477.860	69,21
Total	1.531.621.468	800.412.648	26.902.312	99,34
%Market Capitalisation /Total Market Capitalisation (only shares)	64,93	33,93	1,14	

*FTSE Industry Classification Benchmark – ICB.

Economic Group weighting of Market Capitalisation (shares-month end)




Economic Group weighting of Market Capitalisation by Market (shares month end)



THE CSE'S FACTS AND FIGURES

This column presents the facts and figures for the month.



Most traded shares (monthly basis)

Security	Market**	Value (€)	Weight %
1 BANK OF CYPRUS PUBLIC COMPANY LTD	MM	2.941.985	72,26
2 LOGICOM PUBLIC LTD	MM	203.023	4,99
3 VASSILICO CEMENT WORKS PUBLIC COMPANY LTD	AM	188.770	4,64
4 HELLENIC BANK PUBLIC COMPANY LTD	MM	112.817	2,77
5 WOOLWORTH (CYPRUS) PROPERTIES PLC	AM	64.761	1,59
6 PETROLINA (HOLDINGS) PUBLIC LTD	AM	61.141	1,50
7 THE CYPRUS CEMENT PUBLIC COMPANY LTD	AM	41.513	1,02
8 DEMETRA INVESTMENT PUBLIC LTD	MM	35.838	0,88
9 KEO PLC	AM	30.805	0,76
10 ATLANTIC INSURANCE COMPANY PUBLIC LTD	AM	25.592	0,63

Securities with best performance (1-month Performance)

Security	Market**	Transaction Price* (€)		% Δ
		Oct-16	Sep-16	
1 ELLINAS FINANCE PUBLIC CO LTD	AM	0,288	0,239	20,50
2 KEO PLC	AM	0,900	0,770	16,88
3 WOOLWORTH CYPRUS PROP. PLC	AM	0,227	0,199	14,07
4 PHILOKTIMATI KI PUBLIC LTD	AM	0,191	0,168	13,69
5 THE CYPRUS CEMENT PUBL CO LTD	AM	0,335	0,301	11,30
6 AMATHUS PUBLIC LTD	AM	0,133	0,120	10,83
7 LOGICOM PUBLIC LTD	MM	0,788	0,715	10,21
8 DOME INVESTMENTS PUBLIC CO LTD	AM	0,250	0,227	10,13
9 A.L. PROCHOICE GROUP PUB LTD	AM	0,011	0,010	10,00
10 LCP HOLDINGS & INVEST. PUB LTD	MM	0,012	0,011	9,09


* Last Trade of the Month

Securities with worst performance (1-month Performance)


Security	Market**	Transaction Price* (€)		% Δ
		Oct-16	Sep-16	
1 MALLOUPPAS & PAPACOSTAS LTD	AM	0,176	0,183	-3,83
2 CYPRUS TRADING CORPORATION PLC	AM	0,180	0,195	-7,69
3 STADEMOS HOTELS PLC	AM	0,925	1,010	-8,42
4 ROLANDOS ENTERPRISES LTD	AM	0,041	0,045	-8,89
5 KARYES INVESTMENT PUB CO LTD	AM	0,122	0,135	-9,63
6 TOP KINISIS TRAVEL PUBLIC LTD	AM	0,081	0,090	-10,00
7 LEPTOS CALYPSO HOTELS LTD	AM	0,064	0,072	-11,11
8 JUPITER PORTFOLIO INVEST LTD	AM	0,030	0,041	-26,83
9 CLR INVESTMENT FUND PUBLIC LTD	SM	0,001	0,002	-50,00
10 DODONI INVESTMENTS PORTF. LTD	AM	0,001	0,002	-50,00

* Last Trade of the Month

** MM=Main Market, AM=Alternative Market, SM=Surveillance Market

THE CSE'S FACTS
AND FIGURES

This column
presents the
facts and figures
for the month.



Market Shares
Selected Period: 03/10/2016 31/10/2016

Rank	Member Code	Members of the Cyprus Stock Exchange	Value of Equities (€)	Daily Average value of Equities (€)	Market Share (%)	Value of Bonds (€)	Notes
1	MF	MEGA EQUITY FIN. SERV. LTD	2.843.403	91.723	37,12		
2	CI	CISCO LTD	1.905.007	61.452	24,87	57.824	
3	EX	EUROXX SECURITIES S.A.	706.719	22.797	9,23		1
4	AR	ARGUS STOCKBROKERS LTD	474.681	15.312	6,20	36.000	
5	EB	EUROBANK EFG EQUITIES INVESTMENT FIRM S.A.	456.534	14.727	5,96		1
6	AL	ATLANTIC SECURITIES LTD	345.840	11.156	4,52	10.040	
7	EL	ELLINIKI TRAPEZA (EPEND.) LTD	310.230	10.007	4,05	20	
8	PC	PROCHOICE XPHMATISTHPIAKH ATΔ	273.923	8.836	3,58	20	
9	MK	MERITKAPITAL LTD	106.447	3.434	1,39		
10	SS	SHARELINK SEC. & FIN. SER. LTD	95.430	3.078	1,25		
11	NS	NATIONAL SECURITIES S.A.	51.351	1.656	0,67		1
12	GC	GLOBAL CAP SEC & FIN SER LTD	29.049	937	0,38		
13	OP	ONE PLUS CAPITAL LIMITED	26.824	865	0,35		
14	AV	AXIA VENTURES GROUP LTD	23.225	749	0,30		
15	IB	INVESTMENT BANK OF GREECE S.A.	9.809	316	0,13		1
16	SI	PIRAEUS SECURITIES S.A.	971	31	0,01		1
17	AF	ALPHA FINANCE BROKERAGE AND INVESTMENT SERVICES S.A.	324	10			1
18	BT	BETA SECURITIES S.A.				379.293	1
Total			7.659.769	247.089	100	483.197	


Notes:

1. Members of the Athens Exchange acting as Remote Members of the Cyprus Stock Exchange



**THE CSE'S FACTS
AND FIGURES**

**This column
presents the
facts and figures
for the month.**



Central Registry-Depository Statistics

Investors Accounts

Selected Period: 03/10/2016 - 31/10/2016

Month	Number of new (Opened) Investors Accounts
2016-10	135

Active Investors Shares Mobility

Selected Period: 03/10/2016 - 31/10/2016

Month	Total of Active Investor Shares	Daily average of active Investors Shares	Active Investors Shares Shares mobility
2016-10	610	72	2,36

Notes:


1. Active investor accounts indicate the number of investors who have purchased equities or Debt in the CSE at least once for the relevant period of time.
2. Daily average is the daily active investor accounts for the relevant period of time.
3. Mobility of active investor accounts indicate the average number of days during which an investor purchased equities in the CSE at least once.

Foreign Investors participation to the Market Capitalisation - (month-end)

Investors Category	Market Capitalisation %
Foreign Investors	26,44


Investors shares allocation with positive balance based on the number of securities (month-end)

Securities	Investors shares	
	Number	%
1	180.409	71,70
2-5	62.601	24,88
6-10	7.276	2,89
>10	1.347	0,54
Total	251.633	100,00



THE CSE'S FACTS AND FIGURES

This column
presents the
facts and figures
for the month.



Investors' Geographical Allocation In Cyprus (month-end)

Districts	Investor Share Account	
	Number	%
Lefkosia	96.812	42,33
Lemesos	62.243	27,22
Larnaca	32.665	14,28
Pafos	23.432	10,25
Ammochostos	13.536	5,92
Total	228.688	100,00

Notes:


1. Active Investor Share Accounts with positive balance are those in which at least one security is credited.
2. The geographical allocation of Investor Share Accounts is based upon the administrative segmentation of Cyprus in districts (the occupied areas are excluded).
3. The above classification concerns Investor Share Accounts belonging to investors who declare Cyprus as their permanent home country, and is based on the postal codes declared in the Investor Share Accounts.

Foreign Investors' Geographical Allocation (month-end)


Countries	Investor Share Account	
	Number	%
Greece	4.884	32,81
Russian Federation	3.406	22,88
United Kingdom	1.885	12,66
Ukraine	547	3,67
United States	408	2,74
Australia	293	1,97
South Africa	370	2,49
Belarus	125	0,84
Kazakhstan	109	0,73
Bulgary	108	0,73
Beliz	189	1,27
Canada	165	1,11
Germany	114	0,77
Israel	133	0,89
Seychelles	165	1,11
British Virgin Islands	656	4,41
Other Countries	1.329	8,93
Total	14.886	100,00

Notes:

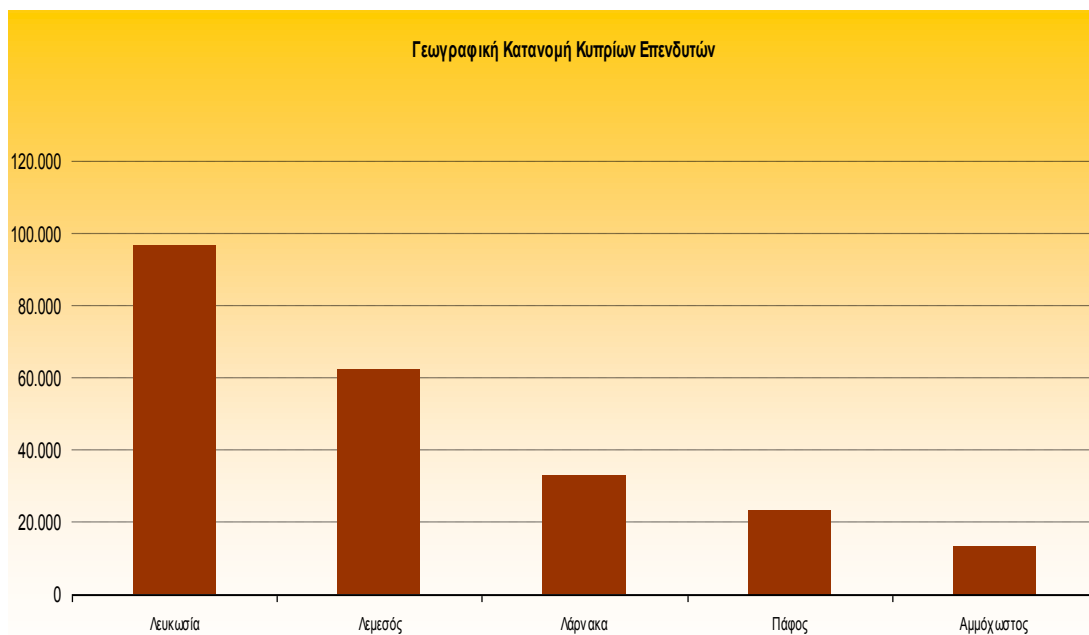
1. The above classification concerns "Investor Share Accounts" who declare another Country (other than Cyprus) as their permanent home country.
2. The countries that have been selected have a percentage of the Investor Share Accounts above 1%.


**THE CSE'S FACTS
AND FIGURES**


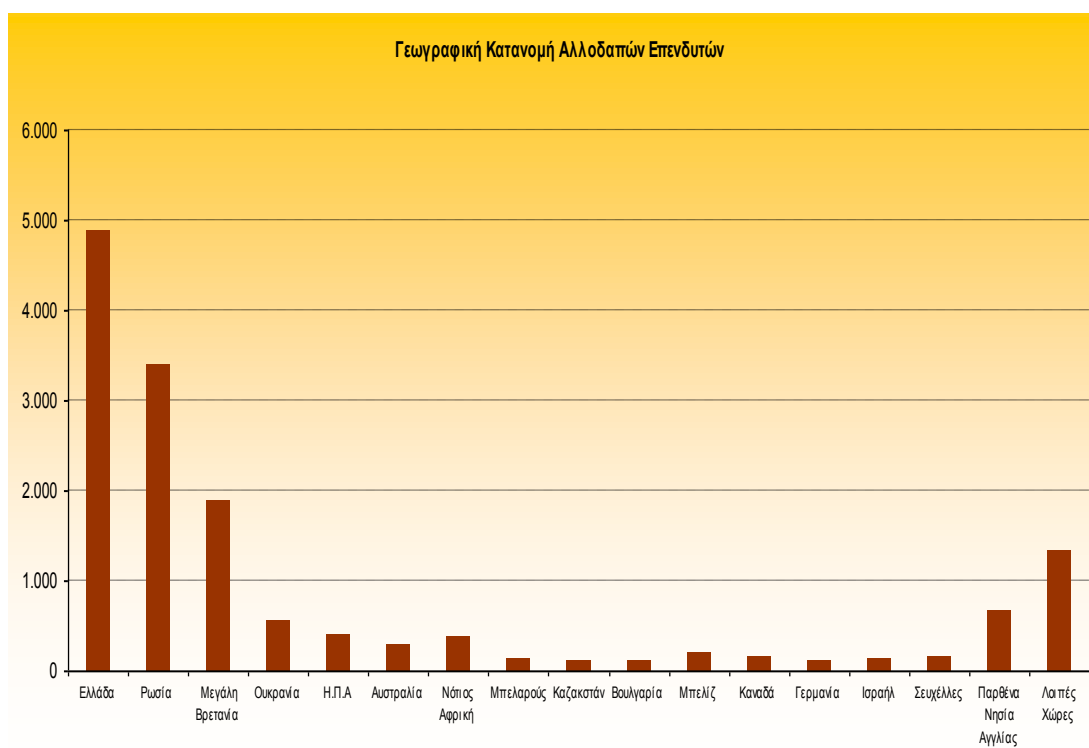
**This column
presents the
facts and figures
for the month.**



Γεωγραφική Κατανομή Κυπρίων Επενδυτών




Γεωγραφική Κατανομή Αλλοδαπών Επενδυτών




THE CSE'S FACTS AND FIGURES

This column presents the facts and figures for the month.




Clearing transactions value of CSE Clearing Members
Selected Period: 03/10/2016 - 31/10/2016
 (Share & Bond Markets)

Member Name	Member Code	Clearing Transactions Value	% Clearing Value
SHARELINK SEC. & FIN. SER. LTD	1000000023	95.430,03	1,17
HELLENIC BANK (INVESTMENTS) LTD	1000000025	310.250,21	3,81
CISCO LTD	1000000026	1.962.830,87	24,10
GLOBAL CAP. SEC. & FIN. SERV. LTD	1000000030	29.049,20	0,36
MEGA - EQUITY SEC. & FINANCIAL SERV. PUBLIC LTD	1000000038	212.698,52	2,61
ARGUS STOCKBROKERS LTD	1000000047	510.681,40	6,27
ATLANTIC SECURITIES LTD	1000000063	355.879,91	4,37
ALFA FINANCE INVESTMENT SERVICES S.A	1000000067	324,31	0,00
BETA A.X.E.P.E.Y.	1000000068	379.293,44	4,66
NATIONAL SECURITIES S.A	1000000070	51.351,06	0,63
EUROBANK EFG EQUITIES INVESTMENT FIRM S.A	1000000071	456.534,48	5,61
INVESTMENT BANK OF GREECE S.A	1000000072	9.808,76	0,12
EUROXX SECURITIES S.A	1000000073	706.719,31	8,68
ΠΕΙΡΑΙΩΣ Α.Ε.Π.Ε.Υ.	1000000077	971,07	0,01
AXIA VENTURES GROUP LTD	1000000081	23.225,13	0,29
PROCHOICE CHRIMATISTIRIAKI LTD	1000000082	273.942,39	3,36
ONE PLUS CAPITAL LTD	1000000084	0,00	0,00
BNP PARIBAS SECURITIES SERVICES	5000000001	0,00	0,00
CITIBANK EUROPE PLC GREECE BRANCH	5000000002	0,00	0,00
ΤΡΑΠΕΖΑ EUROBANK ERGASIAS AE	5000000003	2.657.529,12	32,64
ΤΡΑΠΕΖΑ EUROBANK ERGASIAS AE (ΞΕΝΟΙ ΘΕΣΜΙΚΟΙ)	5000000004	0,00	0,00
ΤΡΑΠΕΖΑ ΚΥΠΡΟΥ ΔΗΜΟΣΙΑ ΕΤΑΙΡΕΙΑ ΑΤΔ-ΘΕΜΑΤΟ	5000000012	0,00	0,00
HELLENIC BANK PUBLIC COMPANY LTD	5000000013	0,00	0,00
MERIT KAPITAL LIMITED	5000000019	106.447,49	1,31
Total		8.142.966,70	100,00



**THE CSE'S FACTS
AND FIGURES**

**This column
presents the
facts and figures
for the month.**




Settlement Transactions Value of CSE Custodians


Selected Period: 03/10/2016 - 31/10/2016

(Share & Bond Markets)

Member Name	Member Code	Settlement Value (€)	% Settlement Value
SHARELINK SEC. & FIN. SER. LTD	1000000023	95.430,03	1,17
HELLENIC BANK (INVESTMENTS) LTD	1000000025	287.733,29	3,53
CISCO LTD	1000000026	1.892.830,87	23,24
GLOBAL CAP. SEC. FIN. SERV. LTD	1000000030	29.049,20	0,36
MEGA - EQUITY SEC. & FINANCIAL SERV. PUBLIC LTD	1000000038	2.843.403,38	34,92
ARGUS STOCKBROKERS LTD	1000000047	508.191,50	6,24
ATLANTIC SECURITIES LTD	1000000063	355.879,91	4,37
ALFA FINANCE INVESTMENT SERVICES S.A.	1000000067	324,31	0,00
BETA A.X.E.I.E.Y.	1000000068	0,00	0,00
NATIONAL SECURITIES S.A.	1000000070	9.051,06	0,11
EUROBANK EFG EQUITIES INVESTMENT FIRM S.A.	1000000071	2.919,34	0,04
INVESTMENT BANK OF GREECE S.A.	1000000072	9.808,76	0,12
EUROXX SECURITIES S.A.	1000000073	0,00	0,00
ΠΕΙΡΑΙΩΣ Α.Ε.Π.Ε.Υ.	1000000077	971,07	0,01
AXIA VENTURES GROUP LTD	1000000081	0,00	0,00
PROCHOICE SECURITIES LTD	1000000082	273.942,39	3,36
ONE PLUS CAPITAL LTD	1000000084	26.824,26	0,33
BNP PARIBAS SECURITIES SERVICES	5000000001	42.300,00	0,52
CITIBANK INTERNATIONAL PLC	5000000002	729.944,44	8,96
EFG EUROBANK ERGASIAS S.A.	5000000003	825.833,23	10,14
EFG EUROBANK ERGASIAS S.A. (institutional investors)	5000000004	7.075,35	0,09
BANK OF CYPRUS PUBLIC CO LTD - CUSTODIAN	5000000012	70.000,00	0,86
HELLENIC BANK PUBLIC COMPANY LTD	5000000013	25.006,82	0,31
MERITKAPITAL LIMITED	5000000019	106.447,49	1,31
Total		8.142.966,70	100,00


**THE CSE'S FACTS
AND FIGURES**

This column
presents the
facts and figures
for the month.



briefing from the CSE

History

The Cyprus Stock Exchange started operations as a legal entity on March 29 1996, based on the Laws and Regulations concerning the Cyprus Stock Exchange, which were enacted by the House of Representatives, Parliament of the Republic of Cyprus in 1993 and 1995 respectively.

The Cyprus Stock Exchange is an organized securities market through which transactions on listed securities take place, such as government bonds, warrants, stocks or any other securities that are listed on the stock exchange.

The main participants in the market are the Members of the stock exchange (stock brokerage companies), custodians, issuers, as well as investors. The CSE is managed by its Board, which is appointed by the government of the Republic of Cyprus.

The stock exchange offers a complete spectrum of products and services:

→ Listing of Securities

- Shares
- Bonds (Corporate Bonds, Government Bonds and Treasury Bills)
- Rights
- Warrants
- Share of Undertakings for Collective Investment in Transferable Securities (UCITS)

→ Trading of securities

→ Clearing and Settlement of Transactions

Vision and Mission

The Board of the Cyprus Stock Exchange, within the framework of its Strategic Plan, has as a vision the development of the CSE as one of the leading stock exchanges in the geographical region of Cyprus, as well as a leading stock exchange in specialized areas of activity.

In addition, the Cyprus Stock Exchange aims to establish itself as the basic vehicle of raising capital in the Cypriot market from companies in specific areas, and also enjoy the trust of the investors.



Regulated by the
Cyprus Securities and Exchange
Commission

71-73 Lordou Vironos Avenue,
1096 Nicosia

P.O. Box 25427,
1309 Nicosia, CYPRUS

TEL +357-22-712300

FAX +357-22-570308

E-mail: info@cse.com.cy

www.cse.com.cy