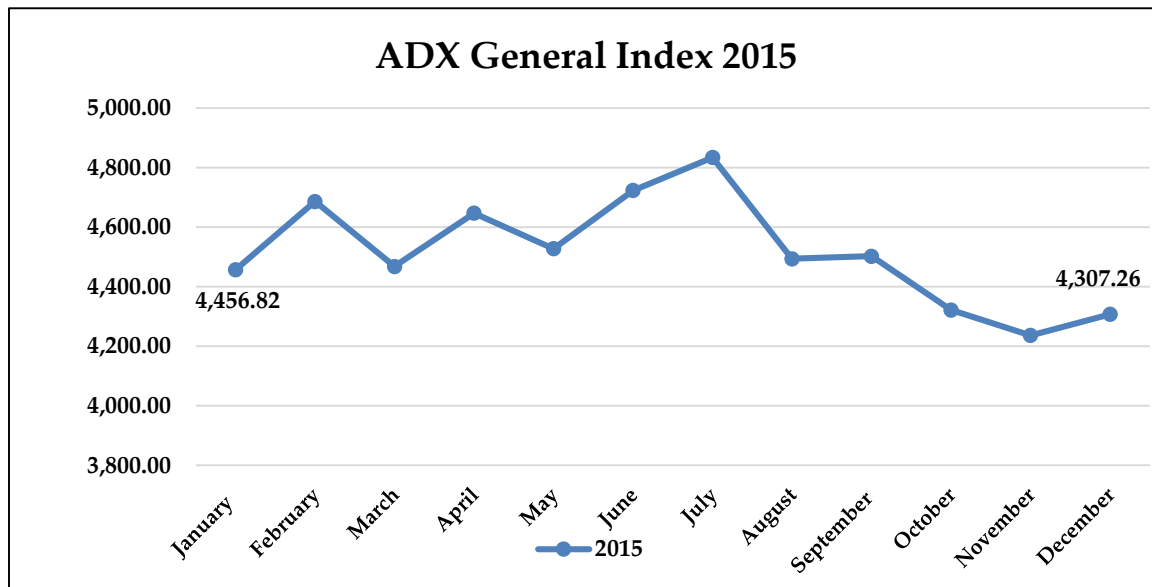


ADX Performance in 2015

Index Performance:

Abu Dhabi Securities Exchange (ADX) General Index decreased 221 points during 2015, closing at 4307 points, a decrease of 4.9% compared to 2014 when the index closed at 4528 points. ADX index witnessed a continuous rise during the second and third quarters of the year 2015, reaching its highest during the third quarter of 2015 at 4834 points. The figure below shows ADX index on a monthly basis in 2015:

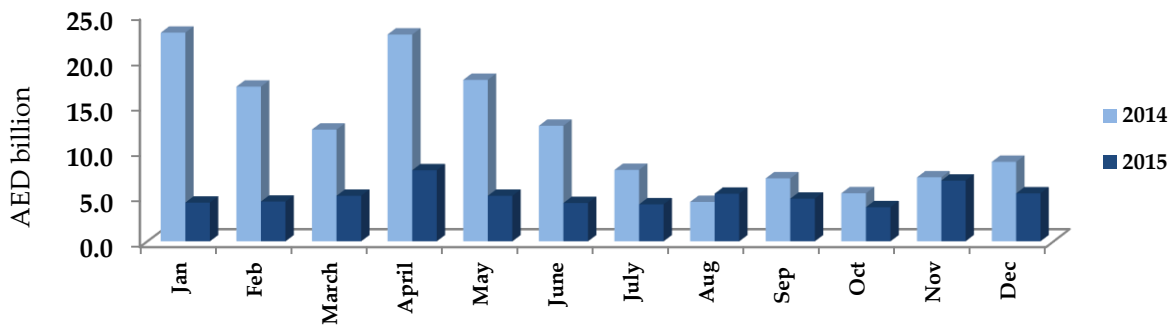


Trading Value:

Total trading value in ADX decreased during 2015 amounting to around AED 60 billion, compared to about AED 146 billion in 2014, a decrease of about 58.8%. April was the highest month in terms of traded value, with about AED 7.8 billion worth of shares traded.

Average daily trading value in 2015 reached AED 241 million, compared to AED 583 million in 2014, a decrease of 58%.

The figure below shows the monthly trading values in the years 2014 -2015:

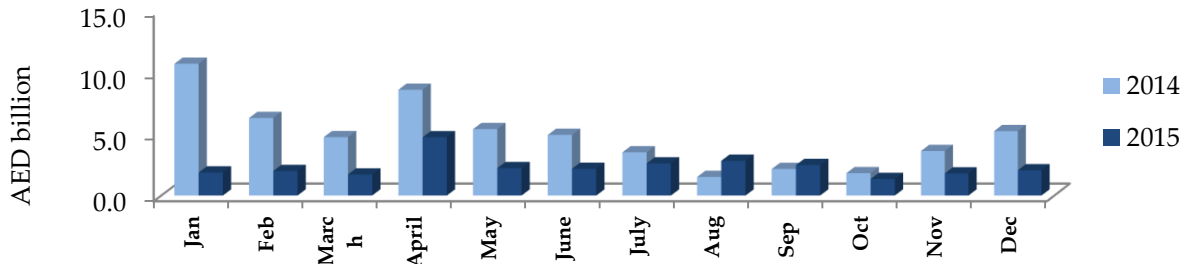


Trading Volume:

Total trading volume in ADX also witnessed a decrease amounting to around 28 billion shares compared with about 58 billion shares in 2014, a decrease of about 52.5%. April was the highest month in terms of share traded volume, with 4.7 billion shares traded.

Average daily trading volume in 2015 reached 111 million shares, compared to 233 million shares in 2014, a decrease of around 52%.

The figure below shows the monthly trading volumes in the years 2014 -2015:

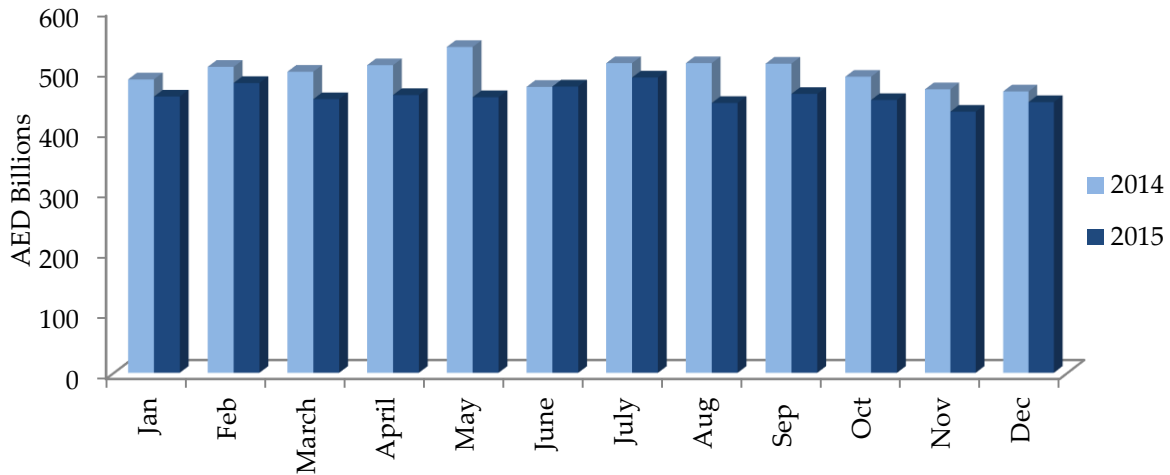


Market Capitalization:

The market capitalization of all listed companies on the exchange reached more than AED 447 billion at the end of 2015, of which about AED 411 billion was for local listed companies. The month of July topped the monthly market capitalization for the year.

As for the year 2014, the market capitalization of all listed companies in the exchange reached about AED 464 billion, of which AED 417 billion was for local listed companies.

The figure below shows the monthly market capitalization in the years 2014 -2015:



Listed Companies Profits by Sector:

Companies listed on the Abu Dhabi Securities Exchange recorded a net profit of AED 30.9 billion at the end of the third quarter of 2015, compared with AED 34.7 billion at the same period in 2014, a decrease of 10.9%. The highest recorded increase was in the Services Sector with an increase of 25.7%, Industrial followed with 19.7%, and Consumer staples was third with 17.5%.

The following table illustrates the sectors profits with the end of the third quarter of the years 2013-2014:

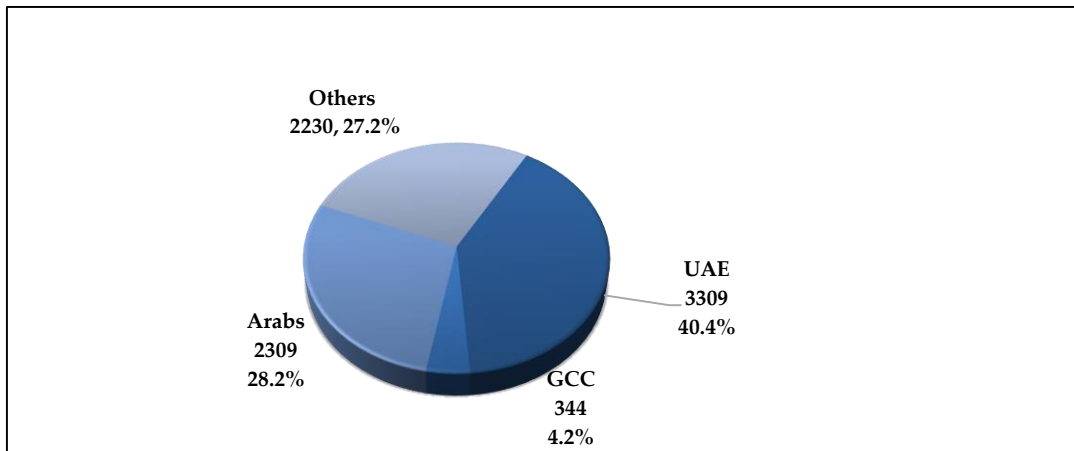
Sector	2014	2015	% Change
Banks	17,726,009	18,387,849	3.7%
Telecommunications	9,828,338	8,640,675	-12.1%
Energy	1,628,000	15,000	-100.9%
Services	574,825	722,517	25.7%
Industrial	645,312	772,362	19.7%
Real-Estate	1,806,770	1,833,175	1.5%
Insurance	634,997	148,865	-123.4%
Consumer Staples	264,288	310,583	17.5%
Investment & Financial Services	1,649,928	459,865	-72.1%
	34,758,467	30,963,161	-10.9%

Investor Numbers (INs):

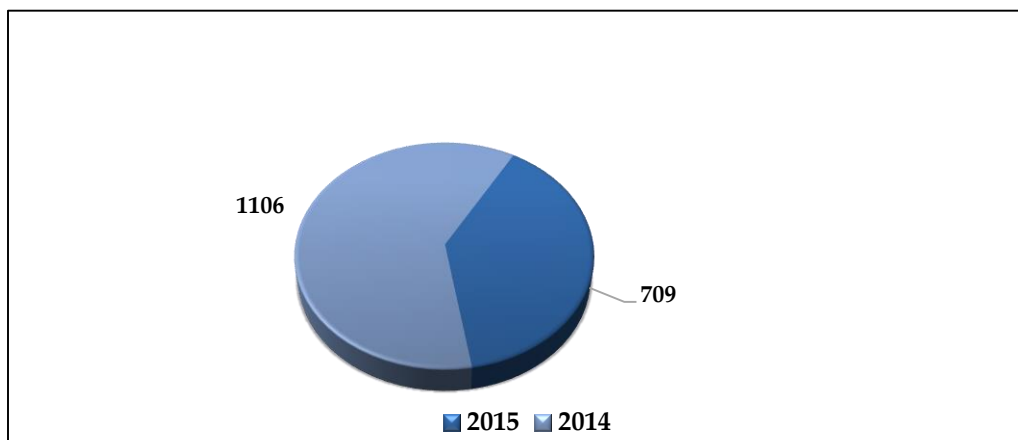
The total Investor Numbers issued by the Abu Dhabi Securities Exchange since inception and up to the end of 2015 was 958,699 thousand numbers. 8192 Investor Numbers were issued in 2015 compared with 19254 issued in 2014. The Investor Numbers issued in 2015 were distributed among 7386 individuals, 801 institutions, and 5 government agencies.

As for the distribution of Investor Numbers by nationality, UAE nationals accounted for 3309, while GCC nationals accounted for 344, other Arab nationals for 2309, while 2230 numbers were issued for other nationalities.

The figure below shows the distribution of Investor Numbers issued in 2015 by Nationality:



The number of foreign institutional investors registering in ADX in 2015 was 709 institutions, compared with 1106 in 2014. This brings the number of foreign institutional investors registered in ADX since its inception as of end of 2015 to 4737 institutions.

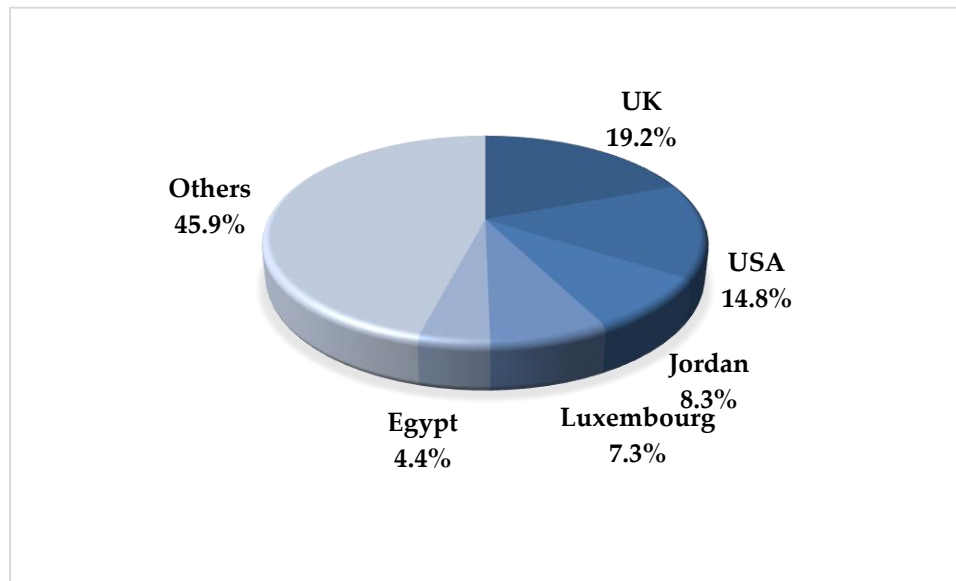


Investor Trading:

The total value of trades of UAE nationals reached AED 70 billion with the end of 2015.

As for non-UAE nationals total trading value, investors from the UK topped the list with AED 9.7 billion, followed by investors from the USA with AED 9.5, investors from Jordan were third with AED 4.2 billion, Luxemburg investors followed closely with AED 3.7 billion, Egyptian investors were fifth in total trading value reaching AED 2.2 billion, whereas other nationalities total trading value reached AED 23 billion.

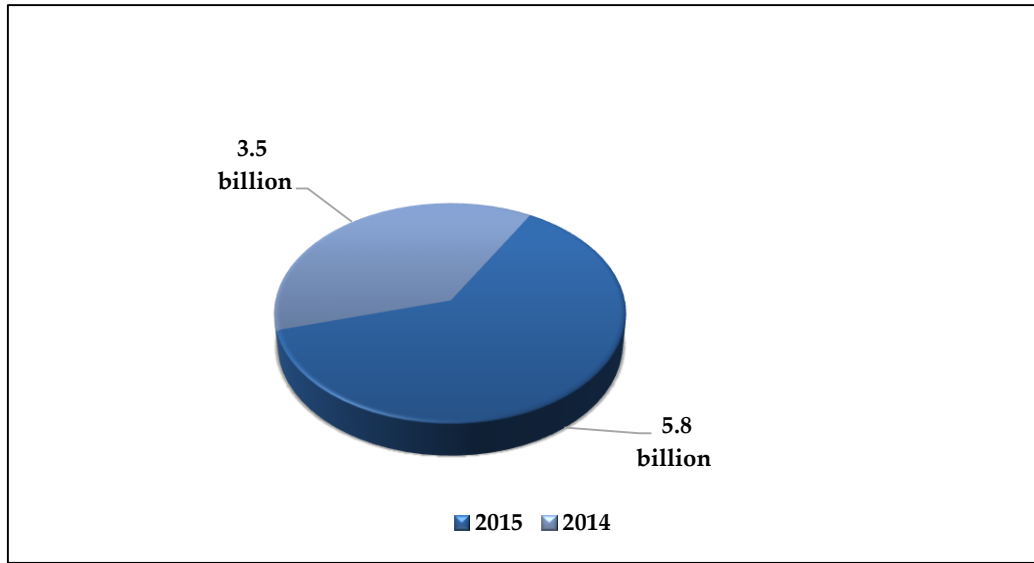
The below figure shows the top five non-UAE nationalities in terms of total trading value:



Foreign Investment:

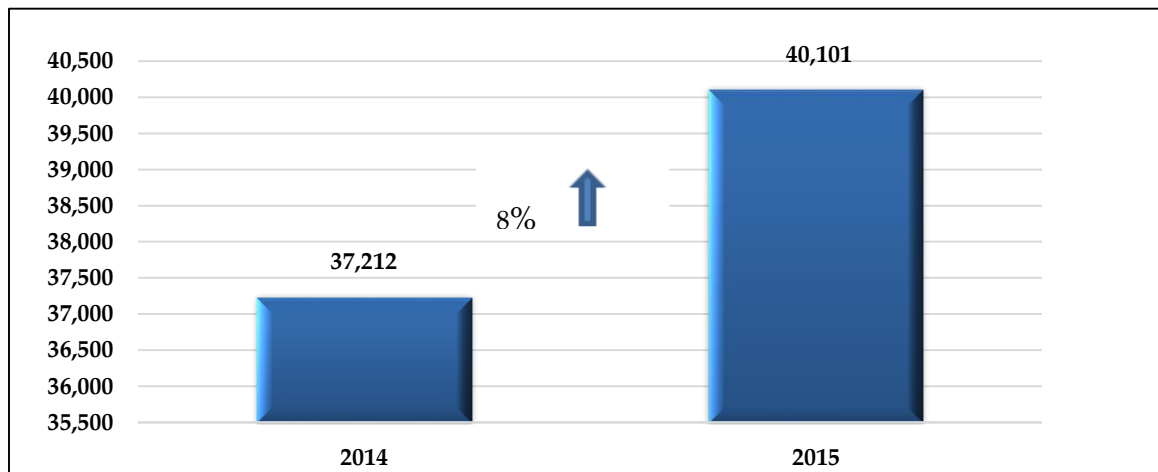
Net foreign investment in Abu Dhabi Securities Exchange increased in 2015 to reach around AED 5.8 billion, compared to AED 3.5 billion at the end of 2014, an increase of 65%.

The total number of shares bought by non-UAE nationals, amounted to approximately 12.1 billion shares with a value of AED 28.7 billion, with shares sold amounting to approximately 11.4 billion shares, worth an estimated of AED 22.9 billion.



Institutional Investment recorded a net trading value of AED 7.2 billion in 2015 compared with AED 2.1 billion in 2014, representing an increase of around 243%. As such, Institutional Investment represented 47.7% of the overall trading value in the Exchange compared to 52.3% for individuals in 2015. While in 2014, Institutional Investment represented 37.6% of the overall trading value in the Exchange compared to 62.4% for individuals.

The market value of shares owned by foreign investors, non-UAE nationals, has increased in 2015 to reach AED 40.1 billion compared to AED 37.2 billion at the end of 2014, an increase of about 8%.



ADX Key Achievements in 2015:

- Launch Market Maker
- Issue New Guidelines for CSD
- Host AMEDA Annual Meeting
- Update Circuit Breaker Mechanism
- Launch SAHMI (My Share) Smart Service/Kiosk
- Organize and Host Conference on Transformation to Public Companies
- Winning The Award of Most Innovative Exchange-GCC (2015) by Capital Finance International