

First Insurance - FINS

Company Brief

- The company engages in the provision of insurance products and services. Its products are divided into two categories: Individual and Corporate. The company was founded on December 28, 2006

Key Stock Statistics (As of December 5th 2018)

Share Price	0.54
52 Week Range	JD 0.49 - 0.61
Market Cap. (million JD)	15.40
YTD change	-3.6%
Total Trading Value YTD (JD)	947,302
Total Shares Traded YTD (shares)	1,722,349
Free Float	16.487%
EPS (9M, 2018)	0.064
Trailing PE	5.99
PBV	0.48
Dividend Yield	9.3%

Source: ASE, SDC and FactSet, compiled Al Mawared

Balance Sheet Main Items (JD)

	2016	2017	9M, 2018
Investments	30,378	30,389	30,169
Total Assets	56,946	56,827	61,397
Total liabilities	25,410	24,308	28,939
Paid up Capital	28,000	28,000	28,000
Shareholders' Equity	31,406	32,384	32,458

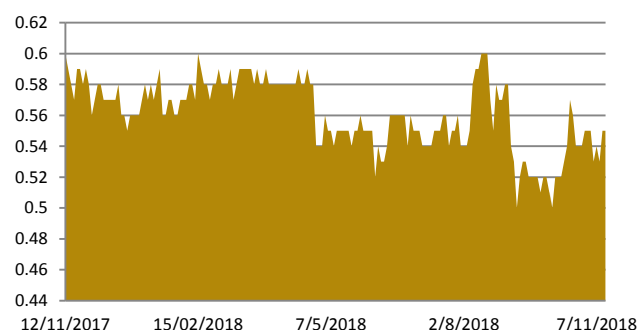
Source: FactSet & FINS financial statements
All figures in thousand JD

Income Statement Main Items (JD)

	2016	2017	9M, 2017	9M, 2018
Total Revenues from Takaful Insurance	18,084	21,800	16,529	16,311
Net claims and expenses from takaful insurance	17,872	21,578	16,667	16,257
Net Income	2,137	2,509	1,740	1,804

Source: FactSet & FINS financial statements
All figures in thousand JD

FINS Share Performance in 52 Weeks



Source: ASE

Main Ratios

	2016	2017	9M, 2018
Loss Ratio (%)	87.40	82.14	77.74
Expense Ratio (%)	33.85	32.85	12.84
Return on assets (%)	3.94	4.64	4.1
Return on equity (%)	6.96	8.04	7.4

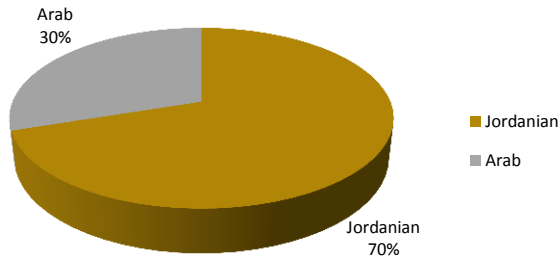
Source: FactSet

Board Members

	Name	Ownership	No. of Seat
1	Al Moazarah Investment	6,691,837	1
2	Al Somoud Investment	6,691,837	1
3	Solidarity Group Holding	6,611,626	1
4	Doha Insurance Group	1,285,008	1
5	Solid Ventures	268,304	1
6	Antarctica General Trade	27,010	1
7	Ayman al Majali	12,784	1
8	Hasan Abu al Ragheb	11,139	1
9	Yazeed Al Khaldi	10,000	1

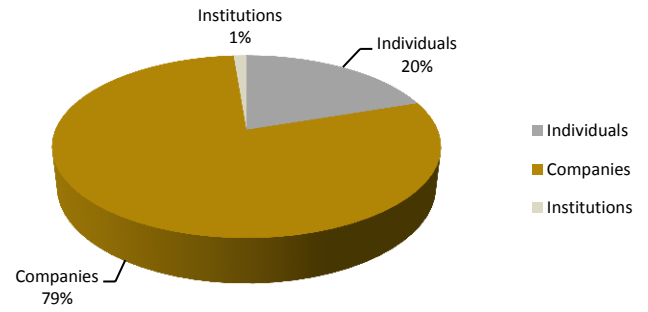
Source: SDC

FINS Shareholders According to Nationality



Source: SDC

FINS Shareholders According to Investor Type



Source: SDC

**Major Shareholders Who Own More Than 1%
(As of December 5th 2018)**

	Name	Nationality	Ownership %
1	Al Moazarah Investment	Jordanian	23.899
2	Al Somoud Investment	Jordanian	23.899
3	Solidarity Group Holding	Bahraini	23.613
4	Doha Insurance Group	Qatari	4.589
5	Raed Al Khalil	Jordanian	2.895
6	Awni Al Saket	Jordanian	1.649
7	Khalid Badr	Jordanian	1.640
8	Social Security Corporation	Jordanian	1.329
Total			83.513

Source: SDC

Research Contacts:

Loay AbuBaker

Head of Research

Tel +962 6 563 0501 ext. 1017

Loay.AbuBaker@investbank.jo

Talal Alnabulsi

Analyst

Tel +962 6 563 0501 ext. 1024

Talal.Alnabulsi@investbank.jo

Corporate Finance:

Christeen Haddadin

Deputy CEO

Tel: +962 6 563 0501 ext. 1039

Christeen.Haddadin@investbank.jo

Farah Hijjawi

Corporate Finance Officer

Tel +962 6 563 0501 ext. 1018

Farah.hijjawi@investbank.jo

Trading Contacts:

Mohammad Tommalieh

Head of Brokerage

Tel +962 6 563 0501 ext. 1010

Mohammad.Tommalieh@investbank.jo

Khaldun Alzoubi

Senior Broker

Tel +962 6 563 0501 ext. 1011

Khaldun.Alzoubi@investbank.jo

Dana Abu Gharbieh

Broker

Tel +962 6 563 0501 ext. 1012

Dana.AbuGharbieh@investbank.jo

Disclaimer

The information provided herein was prepared solely for information and news update purposes. It is not research material nor a recommendation to buy or sell securities. Al Mawared obtains information from sources believed to be reliable and therefore Al Mawared does not warrant the accuracy or fitness of the information to any particular purpose. The analysis and calculations based on the existing data are provided in good faith for information purposes only and not for the purposes of investment feasibility or advice, or tax advice, or as an offer to buy or sell securities.

Al Mawared is therefore not liable for any losses resulting from any actions taken based on this material. Securities investing are a risky act where capital can be lost and investors should rely on the information herein at their own risk and based on their own assessment or by seeking professional investment advice.

Al Mawared, and its parent company INVESTBANK and any connected parties to them may act or trade in transactions that maybe inconsistent with the information herein. The interest of Al Mawared may conflict with the interests of investors. Al Mawared does not accept, nor do any of its related parties accept, any liability whatsoever for any direct and/or indirect losses arising from any use of this material.

The material herein is shared for non-commercial use and any distribution, reproduction, re-transmission, selling, online publishing, broadcasting, or media circulation is prohibited without the written consent from Al Mawared.